

CALIFORNIA DEPARTMENT OF JUSTICE

ASSET FORFEITURE

ANNUAL REPORT
2002
ANNUAL REPORT



BILL LOCKYER, ATTORNEY GENERAL

CALIFORNIA DEPARTMENT OF JUSTICE

ASSET FORFEITURE

ANNUAL REPORT
2002
ANNUAL REPORT

BILL LOCKYER, ATTORNEY GENERAL



Prepared by:
Division of Law Enforcement - Bureau of Narcotic Enforcement



March 1, 2003

It is a pleasure for me, as Attorney General, to publish this annual comprehensive statistical report on asset forfeiture proceedings conducted pursuant to California state law (California Health and Safety Code Sections 11469, et seq.).

This is the eighth annual asset forfeiture report, providing information on all forfeitures initiated throughout the state during calendar year 2002. Also provided in this report is detail regarding the recipients and value of all forfeited assets from forfeitures completed and disbursed in 2002 (including those initiated in 2002 and those pending from 1995 through 2001).

The goal of asset forfeiture is to remove the profits from those who benefit from illegal drug trade. Illegal drug trafficking diverts money from lawful commerce to illegal activity. While drug seizures and arrests present a temporary setback for drug traffickers, asset forfeiture is effective in permanently taking away proceeds from these traffickers and diminishes their ability to continue the illegal enterprise.

Asset forfeiture proceeds are used to fund education and drug abuse prevention programs. The law also permits law enforcement agencies to use the proceeds of forfeiture to purchase safe, more effective equipment that they otherwise could not afford. Thus, law enforcement is able to convert criminal profits into supplemental funding to inhibit the illegal drug trade.

Legally and fairly administered, asset forfeiture laws are a powerful tool for enforcing California's drug laws and preventing violent crime. Depriving drug trafficking criminals of their profits and ability to continue their criminal drug enterprises makes California a safer and healthier state.

BILL LOCKYER
Attorney General

Health and Safety Code 11495

11495. (a) The funds received by the law enforcement agencies under Section 11489 shall be deposited into an account maintained by the Controller, county auditor, or city treasurer. These funds shall be distributed to the law enforcement agencies at their request. The Controller, auditor, or treasurer shall maintain a record of these disbursements which records shall be open to public inspection, subject to the privileges contained in Sections 1040, 1041, and 1042 of the Evidence Code.

(b) Upon request of the governing body of the jurisdiction in which the distributions are made, the Controller, auditor, or treasurer shall conduct an audit of these funds and their use. In the case of the state, the governing body shall be the Legislature.

(c) Each year, the Attorney General shall publish a report which sets forth the following information for the state, each county, each city, and each city and county:

(1) The number of forfeiture actions initiated.

(2) The number of cases and the administrative number or court docket number of each case for which forfeiture was ordered or declared.

(3) The value of the assets forfeited.

(4) The recipients of the forfeited assets, the amounts received, and the date of the disbursement.

(d) The Attorney General shall develop administrative guidelines for the collection and publication of the information required in subdivision (c).

(e) The Attorney General's report shall cover the calendar year and shall be made no later than March 1 of each year beginning with the year after the enactment of this law.

Table of Contents

Introduction	1
Methodology.....	2
Highlights	4
Asset Forfeiture Statistical Data	5
•Forfeitures Initiated	6
•Forfeitures Completed	13
Alameda	20
Butte	42
Calaveras	46
Colusa	47
Contra Costa	48
El Dorado	83
Fresno	84
Glenn	85
Humboldt	86
Imperial.....	90
Inyo	93
Kern	94
Kings	109
Lassen	110
Los Angeles	112
Madera	176
Marin	177
Mendocino	180
Merced	188
Modoc	192
Mono	193
Monterey	194
Napa.....	201
Nevada	203

•Forfeitures Completed (continued)

Orange	204
Placer	232
Plumas	234
Riverside	235
Sacramento	261
San Bernardino	287
San Diego	325
San Francisco	326
San Joaquin	354
San Luis Obispo	369
San Mateo	375
Santa Barbara	381
Santa Clara	392
Santa Cruz	402
Shasta	413
Siskiyou	417
Solano	419
Sonoma	435
Stanislaus	440
Sutter	448
Tehama	449
Trinity	451
Tulare	452
Tuolumne	453
Ventura	454
Yuba	460

Introduction

California Health and Safety Code Section 11495, which became effective August 19, 1994, as part of the state's current asset forfeiture statutes, requires the Attorney General to publish an annual report that sets forth the following information for the state and each county:

- ◆ The number of forfeiture actions initiated during the year covered by the report.

- ◆ The number of cases and the administrative number or court docket number of each case for which forfeiture was ordered or declared during the report year.

- ◆ The value of the assets forfeited during the report year.

- ◆ The recipients of the forfeited assets, the amounts received and the dates of the disbursements.

The information required is for state seizures and forfeitures conducted pursuant to California state law only. Federal seizures and forfeitures in which California law enforcement agencies participated/shared are not reported in this document.

This eighth annual report covers the 2002 calendar year. Subsequent reports will be published by March 1 of each year.

Methodology

To comply with the requirements of Health and Safety Code Section 11495, on December 22, 1994, the Department of Justice (DOJ) distributed a Division of Law Enforcement Information Bulletin to all California district attorneys. This bulletin requested that the district attorneys, as the officials conducting state forfeiture proceedings, begin documenting the information required for each forfeiture action effective January 1, 1995, and for every year thereafter.

DOJ created a self-contained computer program for the district attorneys' use in collecting/reporting the required statistical information. In 1995 a computer disk containing this program and a User's Guide were sent to each district attorney's office in California. In 1996, and again in 1997, DOJ developed enhanced versions of the computer program for easier and more efficient entry/modification of data for the annual report. Most district attorneys did in fact provide their data to DOJ for this report via this computer program.

This report provides the information required by Health and Safety Code Section 11495 on all forfeitures **initiated** during calendar year **2002**, both by county and statewide. For each forfeiture **initiated** during **1995 through 2002** that was **completed** during calendar year **2002**, detailed information is provided as to the number of cases, case numbers, asset values, and recipients of the forfeited assets -- again by county and statewide.

Pursuant to Health and Safety Code Section 11489, state asset forfeiture proceeds are to be distributed as follows:

- ◆ One percent to a private nonprofit organization composed of local prosecutors for the exclusive purpose of providing a statewide program of education and training for prosecutors and law enforcement in the ethics and proper use of state asset seizure and forfeiture laws.
- ◆ Ten percent to the prosecutorial agency that processes the forfeiture action.

- ◆ Twenty-four percent to the State General Fund.
- ◆ Sixty-five percent to the state and/or local law enforcement agencies that participated in the seizure, distributed so as to reflect the proportionate contribution of each agency.

(Fifteen percent of any funds distributed to local law enforcement agencies is to be deposited in a special fund maintained by the county, city, or city and county of any agency making the seizure or seeking an order for forfeiture and shall be used for the sole purpose of funding programs designed to combat drug abuse and divert gang activity.)

In setting forth the recipients of assets forfeited in 2002, this report lists for most counties the full sixty-five percent share going to local law enforcement agencies. It does not provide detail as to those agencies' disposition of fifteen percent of their share to a county and/or city special fund because the information was not provided, nor is it required for this report. Some agencies did voluntarily provide this information for their cases, and for those counties the amount of the fifteen percent share is listed in Table 3 as going to "15%-11489" or to a county special fund.

In some cases where only one law enforcement recipient is listed in this report, that agency may in fact have done a further distribution of the amount listed to other law enforcement agencies that participated in the case. This further distribution information was not available in some cases because of the type of distribution system used by some district attorneys' offices.

Highlights

The information provided in this report represents 100 percent reporting by California's district attorneys.

- ◆ A total of 3,534 forfeiture proceedings were initiated in 2002 involving assets of a total estimated value of \$28,486,791. Some of these proceedings are still pending. (The disposition of any pending proceedings will be provided in the annual report covering the year they are completed and fully disbursed.)

- ◆ A total of 3,029 forfeiture cases were completed and disbursed during 2002 (includes cases initiated during 1995 through 2002); total value of the assets disbursed is \$25,565,686.

- ◆ All 58 California counties provided information for this report.

- ◆ Eight counties initiated no forfeitures during calendar year 2002.

Asset Forfeiture
Statistical Data

.....
***Forfeitures
Initiated***

- ◆ **Table 1** sets forth information as to asset forfeiture actions initiated pursuant to California state law during 2002.

- ◆ For purposes of this report, seizure of assets constitutes the initiation of a forfeiture action.

- ◆ Some cases listed involved forfeiture actions that are still pending. In other cases, forfeiture was ordered or declared and assets were distributed during 2002. (Details as to the latter are provided in the Forfeitures Completed section.)

- ◆ The following counties have no information listed in Table 1 because they did not initiate any forfeiture actions during 2002:

Alpine	Amador	Colusa	Del Norte
Glenn	Mariposa	San Benito	Sierra

State of California
ASSET FORFEITURE REPORT - 2002

Table 1

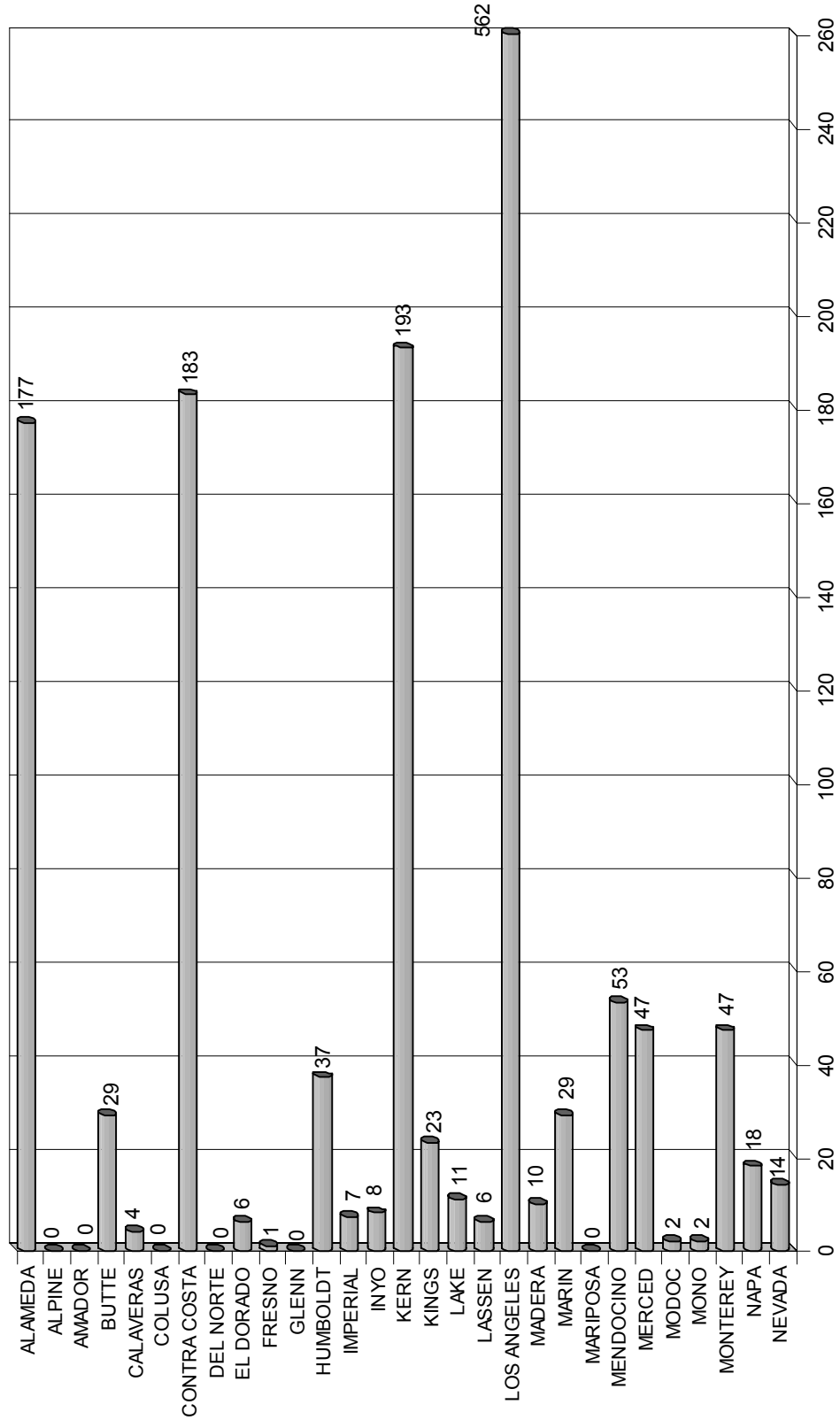
County	Total Cases Initiated	Estimated Value of Assets Seized
ALAMEDA	177	\$726,755.73
ALPINE	0	\$0.00
AMADOR	0	\$0.00
BUTTE	29	\$138,854.56
CALAVERAS	4	\$28,227.00
COLUSA	0	\$0.00
CONTRA COSTA	183	\$781,382.23
DEL NORTE	0	\$0.00
EL DORADO	6	\$10,309.72
FRESNO	1	\$5,869.50
GLENN	0	\$0.00
HUMBOLDT	37	\$264,249.01
IMPERIAL	7	\$7,398.43
INYO	8	\$28,032.00
KERN	193	\$1,142,432.86
KINGS	23	\$102,193.05
LAKE	11	\$35,232.00
LASSEN	6	\$33,964.00
LOS ANGELES	562	\$8,477,856.18
MADERA	10	\$49,648.45
MARIN	29	\$196,004.06
MARIPOSA	0	\$0.00
MENDOCINO	53	\$300,052.00
MERCED	47	\$746,356.53
MODOC	2	\$2,686.00
MONO	2	\$4,923.00
MONTEREY	47	\$248,750.25
NAPA	18	\$99,787.54
NEVADA	14	\$54,424.29
ORANGE	258	\$2,418,178.80
PLACER	16	\$62,721.00
PLUMAS	18	\$17,000.00
RIVERSIDE	253	\$2,077,821.12
SACRAMENTO	258	\$808,177.18
SAN BENITO	0	\$0.00
SAN BERNARDINO	222	\$4,711,709.77

State of California
ASSET FORFEITURE REPORT - 2002

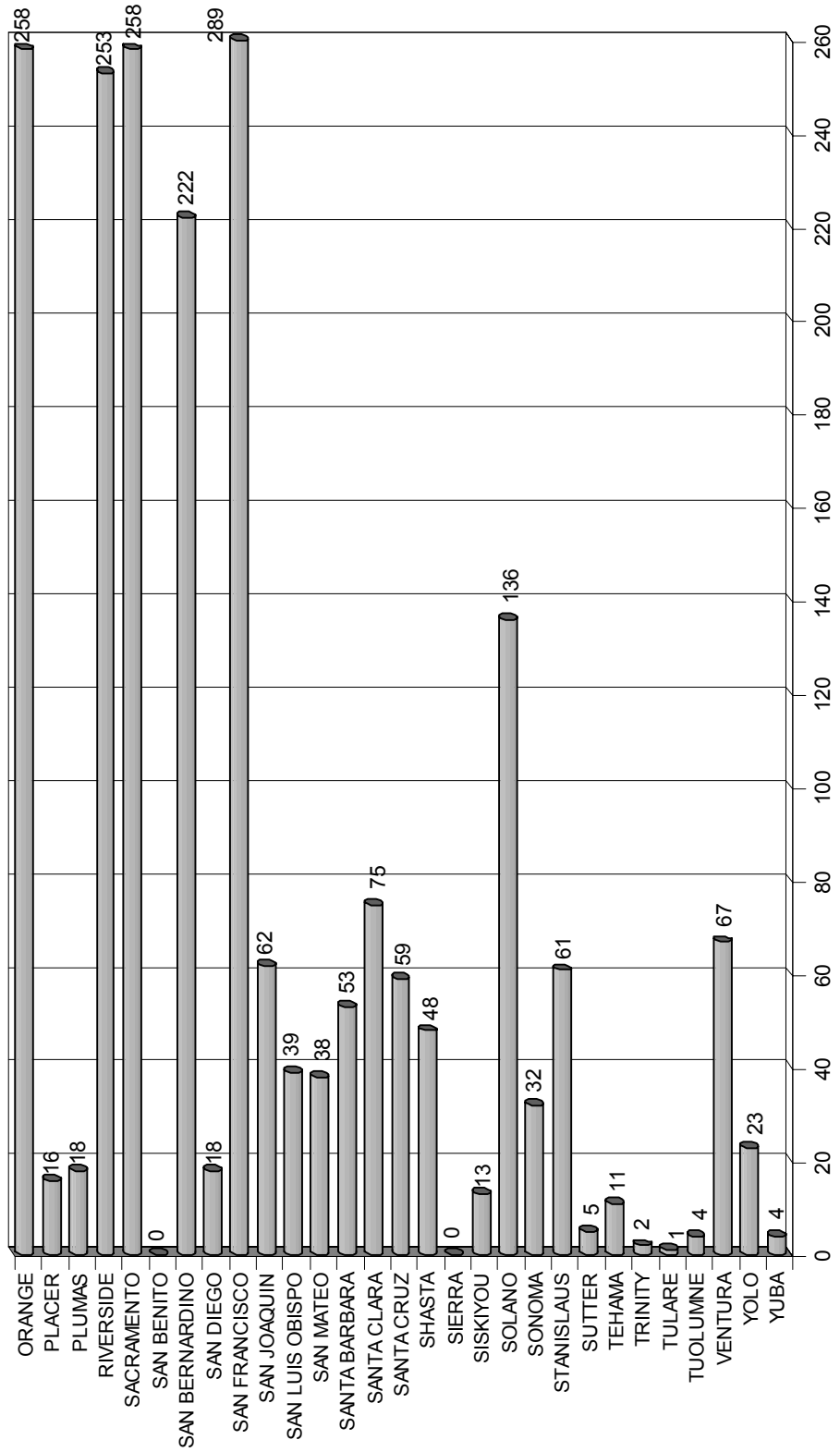
Table 1

County	Total Cases Initiated	Estimated Value of Assets Seized
SAN DIEGO	18	\$75,358.00
SAN FRANCISCO	289	\$1,022,874.04
SAN JOAQUIN	62	\$229,767.39
SAN LUIS OBISPO	39	\$138,988.36
SAN MATEO	38	\$234,556.25
SANTA BARBARA	53	\$174,360.97
SANTA CLARA	75	\$804,335.06
SANTA CRUZ	59	\$214,960.58
SHASTA	48	\$115,370.99
SIERRA	0	\$0.00
SISKIYOU	13	\$16,329.16
SOLANO	136	\$430,452.59
SONOMA	32	\$121,711.60
STANISLAUS	61	\$591,222.19
SUTTER	5	\$13,423.00
TEHAMA	11	\$16,179.86
TRINITY	2	\$25,250.00
TULARE	1	\$1,587.31
TUOLUMNE	4	\$2,778.00
VENTURA	67	\$556,031.12
YOLO	23	\$110,096.15
YUBA	4	\$10,162.00
Totals:	3,534	\$28,486,790.88

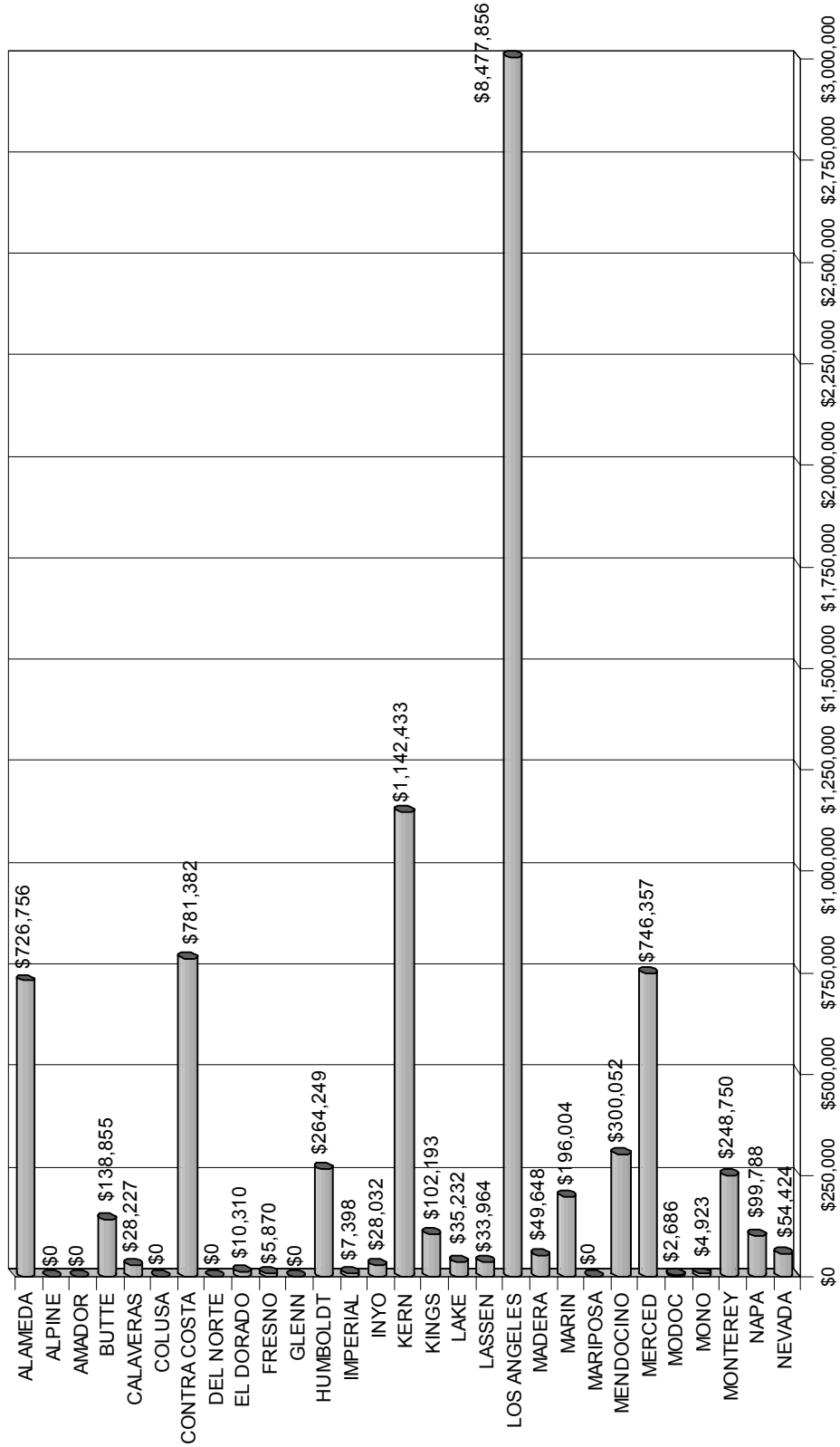
Number of Forfeiture Actions Initiated by County
 January 1, 2002 - December 31, 2002



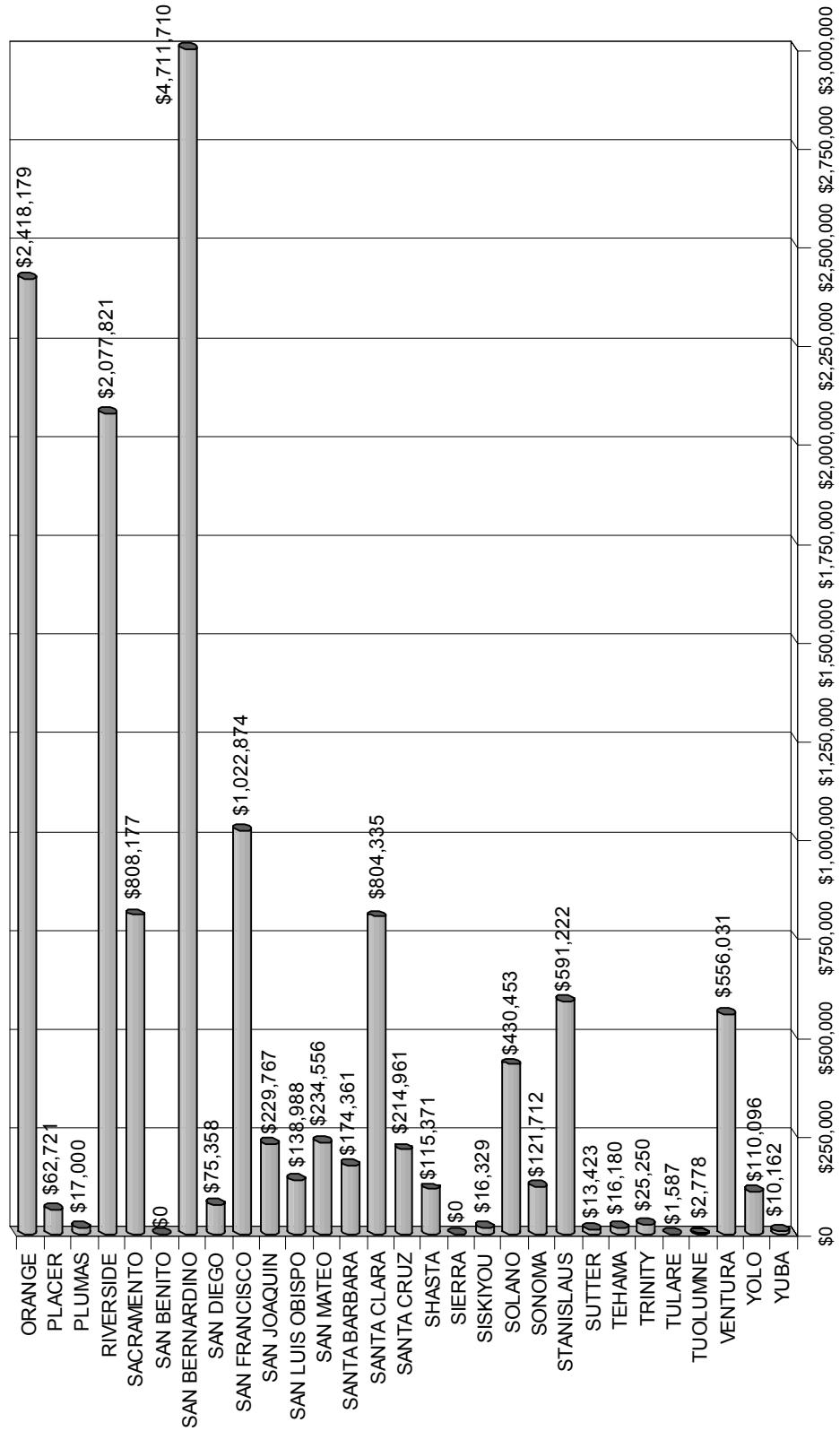
Number of Forfeiture Actions Initiated by County
 January 1, 2002 - December 31, 2002



**Estimated Value of Forfeiture Actions Initiated by County
 January 1, 2002 - December 31, 2002**



**Estimated Value of Forfeiture Actions Initiated by County
 January 1, 2002 - December 31, 2002**



*Forfeitures
Completed*

- ◆ **Table 2** provides summary information by county as to asset forfeiture cases completed pursuant to California state law during 2002. (This includes disbursement information on cases initiated during 1995 through 2002.)

- ◆ For purposes of this report, an asset forfeiture case is considered completed when forfeiture has been ordered or declared and all assets have been distributed.

- ◆ **Table 3** provides detailed information as to each asset forfeiture case completed pursuant to California state law during 2002. (This includes disbursement information on cases initiated during 1995 through 2002.)

- ◆ The “Amount Forfeited” listed in Table 3 for each case represents the net amount available for disbursement, after deduction of costs or returns to claimants and addition of interest accrued.

- ◆ Cases initiated during 1995 through 2002 in which only partial distribution has been made are not listed in Table 3 and are considered still pending.

- ◆ The following counties show zeroes in Table 2 and are not shown in Table 3 because, during this report period, they did not fully distribute any forfeiture cases initiated during 1995 through 2002:

Alpine	Amador	Del Norte	Lake
Mariposa	San Benito	Sierra	Yolo

State of California
ASSET FORFEITURE REPORT - 2002

Table 2

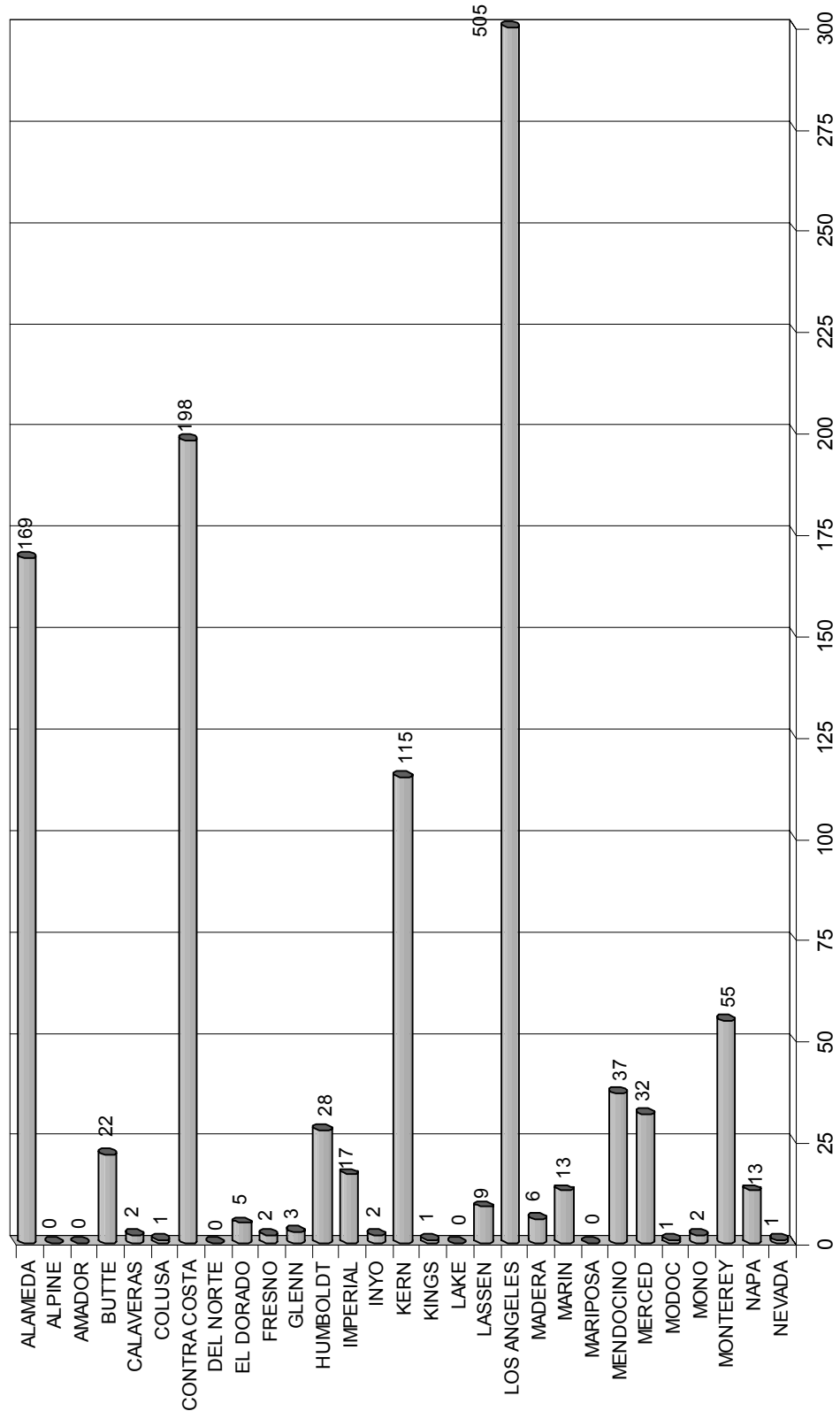
County	1995-2002 Forfeitures Completed	Amount Disbursed
ALAMEDA	169	\$572,731.45
ALPINE	0	\$0.00
AMADOR	0	\$0.00
BUTTE	22	\$188,664.26
CALAVERAS	2	\$6,832.74
COLUSA	1	\$428.65
CONTRA COSTA	198	\$1,134,644.08
DEL NORTE	0	\$0.00
EL DORADO	5	\$7,819.03
FRESNO	2	\$9,881.45
GLENN	3	\$5,755.50
HUMBOLDT	28	\$137,238.18
IMPERIAL	17	\$29,644.23
INYO	2	\$12,777.76
KERN	115	\$375,882.50
KINGS	1	\$6,452.55
LAKE	0	\$0.00
LASSEN	9	\$38,389.85
LOS ANGELES	505	\$10,271,913.38
MADERA	6	\$35,853.49
MARIN	13	\$115,943.23
MARIPOSA	0	\$0.00
MENDOCINO	37	\$145,700.72
MERCED	32	\$268,701.15
MODOC	1	\$2,196.00
MONO	2	\$972.00
MONTEREY	55	\$429,438.73
NAPA	13	\$67,783.12
NEVADA	1	\$11,414.65
ORANGE	219	\$1,245,414.63
PLACER	7	\$30,857.09
PLUMAS	5	\$5,076.12
RIVERSIDE	169	\$1,155,392.68
SACRAMENTO	205	\$603,978.65
SAN BENITO	0	\$0.00
SAN BERNARDINO	274	\$4,113,263.60

State of California
ASSET FORFEITURE REPORT - 2002

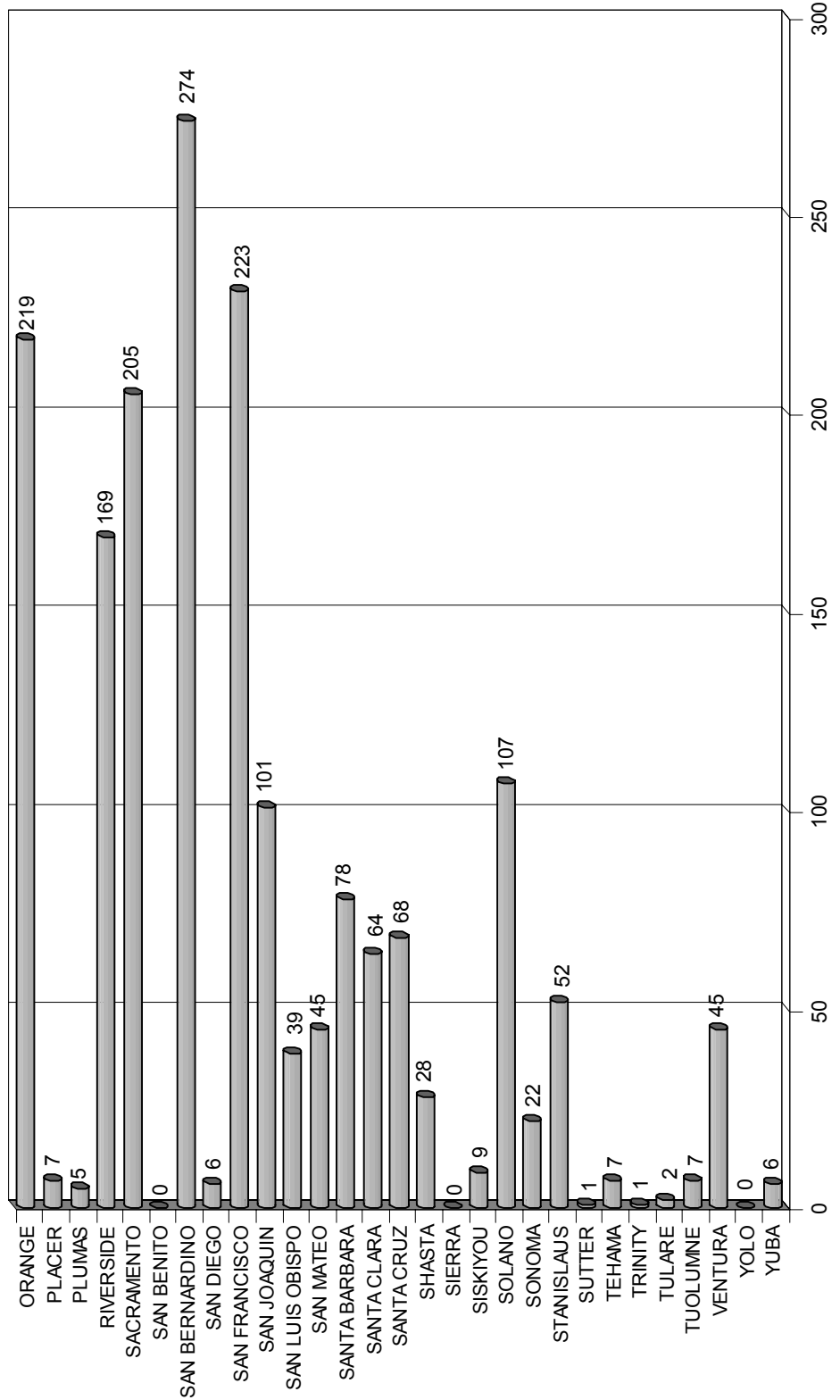
Table 2

County	1995-2002 Forfeitures Completed	Amount Disbursed
SAN DIEGO	6	\$20,110.82
SAN FRANCISCO	223	\$662,123.41
SAN JOAQUIN	101	\$583,310.83
SAN LUIS OBISPO	39	\$91,103.82
SAN MATEO	45	\$147,294.12
SANTA BARBARA	78	\$285,718.01
SANTA CLARA	64	\$904,601.36
SANTA CRUZ	68	\$209,696.25
SHASTA	28	\$101,277.50
SIERRA	0	\$0.00
SISKIYOU	9	\$11,834.77
SOLANO	107	\$151,597.96
SONOMA	22	\$82,698.05
STANISLAUS	52	\$378,121.67
SUTTER	1	\$1,441.04
TEHAMA	7	\$12,179.70
TRINITY	1	\$22,116.87
TULARE	2	\$565,949.68
TUOLUMNE	7	\$17,479.55
VENTURA	45	\$271,583.22
YOLO	0	\$0.00
YUBA	6	\$14,406.14
TOTALS:	3,029	\$25,565,686.24

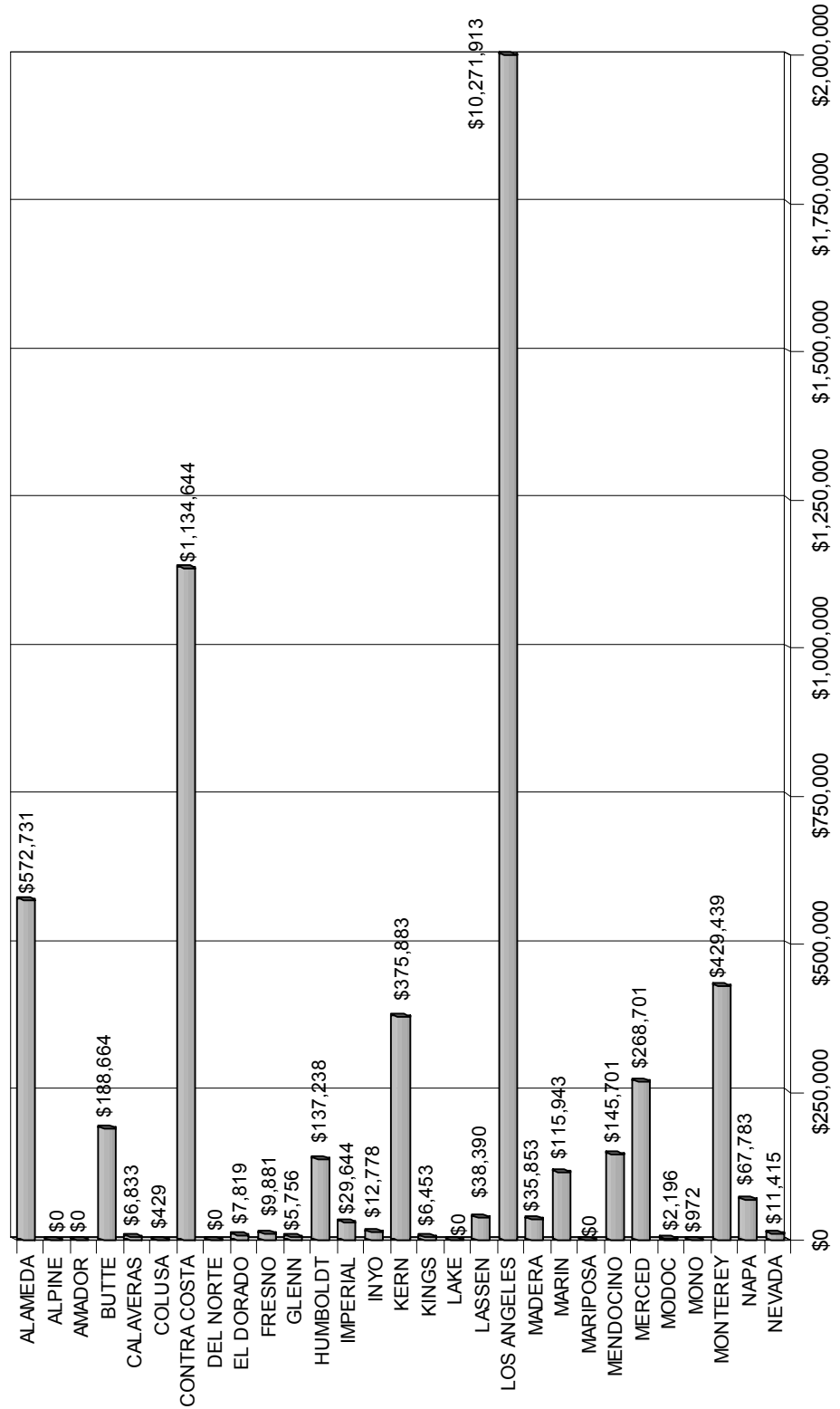
**Number of Forfeitures Completed by County
 January 1, 2002 - December 31, 2002**



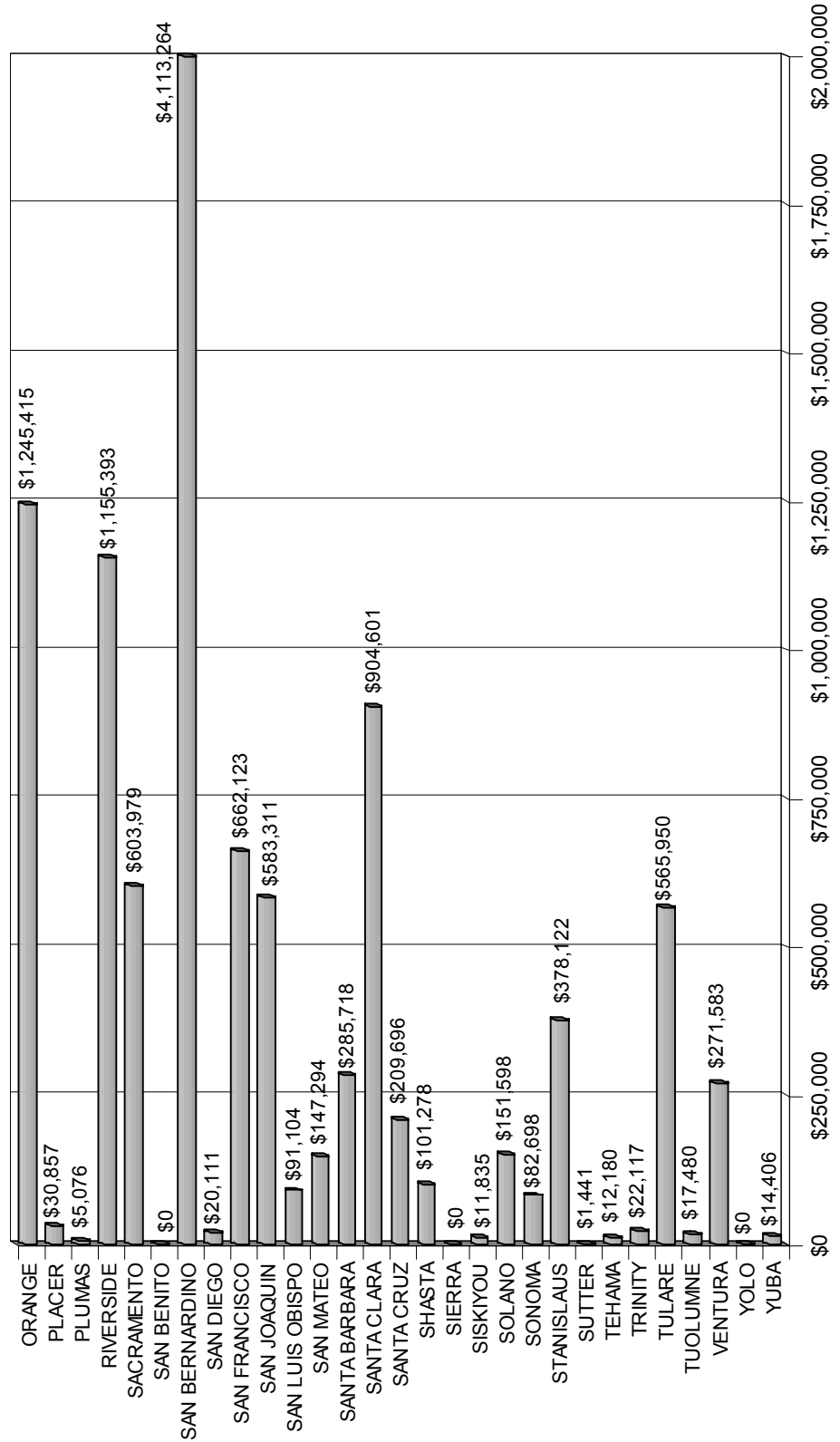
**Number of Forfeitures Completed by County
 January 1, 2002 - December 31, 2002**



Amount Disbursed on Forfeitures Completed by County
 January 1, 2002 - December 31, 2002



Amount Disbursed on Forfeitures Completed by County
 January 1, 2002 - December 31, 2002





State of California
ASSET FORFEITURE REPORT - 2002

Table 3

Admin. Number	Docket Number	Amount Forfeited	Date Disbursed	Recipient	Amount Disbursed
ALAMEDA					
97-009		\$4,727.00	05/09/2002	ALAMEDA CO DA	\$472.70
				ALAMEDA CO SO	\$3,072.55
				CDAA	\$47.27
				GENERAL FUND	\$1,134.48
98-002		\$2,999.51	05/09/2002	ALAMEDA CO DA	\$299.95
				ALAMEDA CO SO	\$1,949.68
				CDAA	\$30.00
				GENERAL FUND	\$719.88
99-111		\$1,141.53	01/18/2002	ALAMEDA CO DA	\$114.15
				BERKELEY PD	\$741.99
				CDAA	\$11.42
				GENERAL FUND	\$273.97
99-148		\$883.00	09/10/2002	ALAMEDA CO DA	\$88.30
				CDAA	\$8.83
				GENERAL FUND	\$211.92
				OAKLAND PD	\$573.95
Y2-001		\$2,503.02	01/18/2002	ALAMEDA CO DA	\$250.30
				CDAA	\$25.03
				GENERAL FUND	\$600.72
				OAKLAND PD	\$1,626.97
Y2-021		\$4,572.17	09/10/2002	ALAMEDA CO DA	\$457.22
				CDAA	\$45.72
				GENERAL FUND	\$1,097.32
				HAYWARD PD	\$2,971.91
Y2-067		\$18,675.00	07/01/2002	ALAMEDA CO DA	\$1,867.50
				CDAA	\$186.75
				GENERAL FUND	\$4,482.00
				TF ALAMEDA CO NTF	\$12,138.75
Y2-116		\$3,449.02	01/18/2002	ALAMEDA CO DA	\$344.90
				CDAA	\$34.49
				GENERAL FUND	\$827.76
				OAKLAND PD	\$2,241.87



State of California
ASSET FORFEITURE REPORT - 2002

Table 3

Admin. Number	Docket Number	Amount Forfeited	Date Disbursed	Recipient	Amount Disbursed
Y2-121		\$3,430.02	01/18/2002	ALAMEDA CO DA CDAA GENERAL FUND OAKLAND PD	\$343.00 \$34.30 \$823.20 \$2,229.52
Y2-124		\$1,092.00	01/18/2002	ALAMEDA CO DA CDAA GENERAL FUND OAKLAND PD	\$109.20 \$10.92 \$262.08 \$709.80
Y2-158		\$1,692.00	01/18/2002	ALAMEDA CO DA CDAA GENERAL FUND OAKLAND PD	\$169.20 \$16.92 \$406.08 \$1,099.80
Y2-161		\$2,897.02	01/18/2002	ALAMEDA CO DA CDAA GENERAL FUND OAKLAND PD	\$289.70 \$28.97 \$695.28 \$1,883.07
Y2-168		\$5,246.00	01/18/2002	ALAMEDA CO DA CDAA GENERAL FUND OAKLAND PD	\$524.60 \$52.46 \$1,259.04 \$3,409.90
Y2-171		\$1,795.00	01/18/2002	ALAMEDA CO DA CDAA GENERAL FUND OAKLAND PD	\$179.50 \$17.95 \$430.80 \$1,166.75
Y2-173		\$842.00	01/18/2002	ALAMEDA CO DA CDAA GENERAL FUND OAKLAND PD	\$84.20 \$8.42 \$202.08 \$547.30
Y2-174		\$3,019.02	01/18/2002	ALAMEDA CO DA CDAA GENERAL FUND OAKLAND PD	\$301.90 \$30.19 \$724.56 \$1,962.37



State of California
ASSET FORFEITURE REPORT - 2002

Table 3

Admin. Number	Docket Number	Amount Forfeited	Date Disbursed	Recipient	Amount Disbursed
Y2-177		\$18,935.00	09/10/2002	ALAMEDA CO DA CDAA GENERAL FUND OAKLAND PD	\$1,893.50 \$189.35 \$4,544.40 \$12,307.75
Y2-178		\$740.00	09/10/2002	ALAMEDA CO DA CDAA GENERAL FUND OAKLAND PD	\$74.00 \$7.40 \$177.60 \$481.00
Y2-180		\$2,615.00	01/18/2002	ALAMEDA CO DA CDAA GENERAL FUND OAKLAND PD	\$261.50 \$26.15 \$627.60 \$1,699.75
Y2-181		\$4,443.04	01/18/2002	ALAMEDA CO DA CDAA GENERAL FUND OAKLAND PD	\$444.30 \$44.43 \$1,066.33 \$2,887.98
Y2-184		\$3,006.66	05/09/2002	ALAMEDA CO DA CDAA GENERAL FUND TF SOUTHERN ALAMEDA CO	\$300.67 \$30.07 \$721.60 \$1,954.32
Y2-185		\$677.00	01/18/2002	ALAMEDA CO DA CDAA GENERAL FUND OAKLAND PD	\$67.70 \$6.77 \$162.48 \$440.05
Y2-186		\$1,095.00	01/18/2002	ALAMEDA CO DA CDAA GENERAL FUND OAKLAND PD	\$109.50 \$10.95 \$262.80 \$711.75
Y2-187		\$702.00	01/18/2002	ALAMEDA CO DA CDAA GENERAL FUND OAKLAND PD	\$70.20 \$7.02 \$168.48 \$456.30



State of California
ASSET FORFEITURE REPORT - 2002

Table 3

Admin. Number	Docket Number	Amount Forfeited	Date Disbursed	Recipient	Amount Disbursed
Y2-188		\$1,899.04	07/01/2002	ALAMEDA CO DA	\$189.90
				CDAA	\$18.99
				GENERAL FUND	\$455.77
				TF ALAMEDA CO NTF	\$1,234.38
Y2-189		\$3,178.64	01/18/2002	ALAMEDA CO DA	\$317.86
				CDAA	\$31.79
				GENERAL FUND	\$762.87
				OAKLAND PD	\$2,066.12
Y2-190		\$804.00	01/18/2002	ALAMEDA CO DA	\$80.40
				CDAA	\$8.04
				GENERAL FUND	\$192.96
				OAKLAND PD	\$522.60
Y2-191		\$2,039.00	01/18/2002	ALAMEDA CO DA	\$203.90
				CDAA	\$20.39
				GENERAL FUND	\$489.36
				OAKLAND PD	\$1,325.35
Y2-193		\$1,902.00	01/18/2002	ALAMEDA CO DA	\$190.20
				CDAA	\$19.02
				GENERAL FUND	\$456.48
				OAKLAND PD	\$1,236.30
Y2-194		\$886.00	01/18/2002	ALAMEDA CO DA	\$88.60
				CDAA	\$8.86
				GENERAL FUND	\$212.64
				OAKLAND PD	\$575.90
Y2-195		\$1,095.00	01/18/2002	ALAMEDA CO DA	\$109.50
				CDAA	\$10.95
				GENERAL FUND	\$262.80
				OAKLAND PD	\$711.75
Y2-197		\$956.00	01/18/2002	ALAMEDA CO DA	\$95.60
				CDAA	\$9.56
				GENERAL FUND	\$229.44
				OAKLAND PD	\$621.40



State of California
ASSET FORFEITURE REPORT - 2002

Table 3

Admin. Number	Docket Number	Amount Forfeited	Date Disbursed	Recipient	Amount Disbursed
Y2-198		\$947.00	01/18/2002	ALAMEDA CO DA	\$94.70
				CDAA	\$9.47
				GENERAL FUND	\$227.28
				OAKLAND PD	\$615.55
Y2-201		\$4,262.28	01/18/2002	ALAMEDA CO DA	\$426.23
				BERKELEY PD	\$2,770.48
				CDAA	\$42.62
				GENERAL FUND	\$1,022.95
Y2-203		\$1,859.00	01/18/2002	ALAMEDA CO DA	\$185.90
				CDAA	\$18.59
				GENERAL FUND	\$446.16
				OAKLAND PD	\$1,208.35
Y2-205		\$1,624.00	01/18/2002	ALAMEDA CO DA	\$162.40
				CDAA	\$16.24
				GENERAL FUND	\$389.76
				OAKLAND PD	\$1,055.60
Y2-206		\$789.42	05/09/2002	ALAMEDA CO DA	\$78.94
				BERKELEY PD	\$513.13
				CDAA	\$7.89
				GENERAL FUND	\$189.46
Y2-207		\$1,120.00	01/18/2002	ALAMEDA CO DA	\$112.00
				CDAA	\$11.20
				GENERAL FUND	\$268.80
				OAKLAND PD	\$728.00
Y2-209		\$3,019.00	01/18/2002	ALAMEDA CO DA	\$301.90
				CDAA	\$30.19
				GENERAL FUND	\$724.56
				OAKLAND PD	\$1,962.35
Y2-211		\$913.00	01/18/2002	ALAMEDA CO DA	\$91.30
				CDAA	\$9.13
				GENERAL FUND	\$219.12
				OAKLAND PD	\$593.45



State of California
ASSET FORFEITURE REPORT - 2002

Table 3

Admin. Number	Docket Number	Amount Forfeited	Date Disbursed	Recipient	Amount Disbursed
Y2-213		\$1,004.00	01/18/2002	ALAMEDA CO DA	\$100.40
				CDAA	\$10.04
				GENERAL FUND	\$240.96
				OAKLAND PD	\$652.60
Y2-215		\$1,288.00	01/18/2002	ALAMEDA CO DA	\$128.80
				CDAA	\$12.88
				GENERAL FUND	\$309.12
				OAKLAND PD	\$837.20
Y2-217		\$1,925.00	07/01/2002	ALAMEDA CO DA	\$192.50
				CDAA	\$19.25
				GENERAL FUND	\$462.00
				TF ALAMEDA CO NTF	\$1,251.25
Y2-219		\$1,237.00	09/10/2002	ALAMEDA CO DA	\$123.70
				CDAA	\$12.37
				GENERAL FUND	\$296.88
				OAKLAND PD	\$804.05
Y2-220		\$2,625.00	01/18/2002	ALAMEDA CO DA	\$262.50
				CDAA	\$26.25
				GENERAL FUND	\$630.00
				OAKLAND PD	\$1,706.25
Y2-223		\$3,742.62	05/09/2002	ALAMEDA CO DA	\$374.26
				ALAMEDA PD	\$2,432.70
				CDAA	\$37.43
				GENERAL FUND	\$898.23
Y2-225		\$1,760.00	01/18/2002	ALAMEDA CO DA	\$176.00
				CDAA	\$17.60
				GENERAL FUND	\$422.40
				OAKLAND PD	\$1,144.00
Y2-226		\$829.00	01/18/2002	ALAMEDA CO DA	\$82.90
				CDAA	\$8.29
				GENERAL FUND	\$198.96
				OAKLAND PD	\$538.85



State of California
ASSET FORFEITURE REPORT - 2002

Table 3

Admin. Number	Docket Number	Amount Forfeited	Date Disbursed	Recipient	Amount Disbursed
Y2-227		\$1,755.00	01/18/2002	ALAMEDA CO DA	\$175.50
				CDAA	\$17.55
				GENERAL FUND	\$421.20
				OAKLAND PD	\$1,140.75
Y2-229		\$1,213.00	01/18/2002	ALAMEDA CO DA	\$121.30
				CDAA	\$12.13
				GENERAL FUND	\$291.12
				OAKLAND PD	\$788.45
Y2-231		\$6,362.41	01/18/2002	ALAMEDA CO DA	\$636.24
				BERKELEY PD	\$4,135.57
				CDAA	\$63.62
				GENERAL FUND	\$1,526.98
Y2-232		\$757.00	01/18/2002	ALAMEDA CO DA	\$75.70
				CDAA	\$7.57
				GENERAL FUND	\$181.68
				OAKLAND PD	\$492.05
Y2-233		\$829.00	01/18/2002	ALAMEDA CO DA	\$82.90
				CDAA	\$8.29
				GENERAL FUND	\$198.96
				OAKLAND PD	\$538.85
Y2-234		\$1,856.00	01/18/2002	ALAMEDA CO DA	\$185.60
				CDAA	\$18.56
				GENERAL FUND	\$445.44
				OAKLAND PD	\$1,206.40
Y2-237		\$13,361.05	01/18/2002	ALAMEDA CO DA	\$1,336.11
				CDAA	\$133.61
				GENERAL FUND	\$3,206.65
				TF SOUTHERN ALAMEDA CO	\$8,684.68
Y2-238		\$1,534.00	09/10/2002	ALAMEDA CO DA	\$153.40
				CDAA	\$15.34
				GENERAL FUND	\$368.16
				OAKLAND PD	\$997.10



State of California
ASSET FORFEITURE REPORT - 2002

Table 3

Admin. Number	Docket Number	Amount Forfeited	Date Disbursed	Recipient	Amount Disbursed
Y2-240		\$1,409.00	01/18/2002	ALAMEDA CO DA	\$140.90
				CDAA	\$14.09
				GENERAL FUND	\$338.16
				OAKLAND PD	\$915.85
Y2-241		\$1,222.53	09/10/2002	ALAMEDA CO DA	\$122.25
				CDAA	\$12.23
				GENERAL FUND	\$293.41
				HAYWARD PD	\$794.64
Y2-242		\$1,225.00	01/18/2002	ALAMEDA CO DA	\$122.50
				CDAA	\$12.25
				GENERAL FUND	\$294.00
				OAKLAND PD	\$796.25
Y2094		\$5,810.37	09/10/2002	ALAMEDA CO DA	\$581.04
				CDAA	\$58.10
				GENERAL FUND	\$1,394.49
				HAYWARD PD	\$3,776.74
Y21-0001	835149-2	\$27,427.80	09/10/2002	ALAMEDA CO DA	\$2,742.78
				CDAA	\$274.28
				GENERAL FUND	\$6,582.67
				HAYWARD PD	\$17,828.07
Y21-0002	836226-3	\$31,507.63	01/18/2002	ALAMEDA CO DA	\$3,150.76
				CDAA	\$315.08
				GENERAL FUND	\$7,561.83
				TF SOUTHERN ALAMEDA CO	\$20,479.96
Y21-0003	849795-2	\$38,582.17	05/09/2002	ALAMEDA CO DA	\$3,858.22
				CDAA	\$385.82
				GENERAL FUND	\$9,259.72
				TF SOUTHERN ALAMEDA CO	\$25,078.41
Y21-002		\$962.00	01/18/2002	ALAMEDA CO DA	\$96.20
				CDAA	\$9.62
				GENERAL FUND	\$230.88
				OAKLAND PD	\$625.30



State of California
ASSET FORFEITURE REPORT - 2002

Table 3

Admin. Number	Docket Number	Amount Forfeited	Date Disbursed	Recipient	Amount Disbursed
Y21-004		\$1,125.00	01/18/2002	ALAMEDA CO DA	\$112.50
				CDAA	\$11.25
				GENERAL FUND	\$270.00
				OAKLAND PD	\$731.25
Y21-007		\$2,373.00	01/18/2002	ALAMEDA CO DA	\$237.30
				CDAA	\$23.73
				GENERAL FUND	\$569.52
				OAKLAND PD	\$1,542.45
Y21-008		\$813.00	01/18/2002	ALAMEDA CO DA	\$81.30
				CDAA	\$8.13
				GENERAL FUND	\$195.12
				OAKLAND PD	\$528.45
Y21-010		\$1,945.00	01/18/2002	ALAMEDA CO DA	\$194.50
				CDAA	\$19.45
				GENERAL FUND	\$466.80
				OAKLAND PD	\$1,264.25
Y21-012		\$1,038.00	01/18/2002	ALAMEDA CO DA	\$103.80
				CDAA	\$10.38
				GENERAL FUND	\$249.12
				OAKLAND PD	\$674.70
Y21-014		\$5,700.00	01/18/2002	ALAMEDA CO DA	\$570.00
				CDAA	\$57.00
				GENERAL FUND	\$1,368.00
				OAKLAND PD	\$3,705.00
Y21-017		\$735.00	01/18/2002	ALAMEDA CO DA	\$73.50
				CDAA	\$7.35
				GENERAL FUND	\$176.40
				OAKLAND PD	\$477.75
Y21-018		\$1,758.92	09/10/2002	ALAMEDA CO DA	\$175.89
				CDAA	\$17.59
				GENERAL FUND	\$422.14
				HAYWARD PD	\$1,143.30



State of California
ASSET FORFEITURE REPORT - 2002

Table 3

Admin. Number	Docket Number	Amount Forfeited	Date Disbursed	Recipient	Amount Disbursed
Y21-019		\$2,223.00	01/18/2002	ALAMEDA CO DA	\$222.30
				CDAA	\$22.23
				GENERAL FUND	\$533.52
				OAKLAND PD	\$1,444.95
Y21-020		\$694.00	01/18/2002	ALAMEDA CO DA	\$69.40
				CDAA	\$6.94
				GENERAL FUND	\$166.56
				OAKLAND PD	\$451.10
Y21-022		\$6,886.32	09/10/2002	ALAMEDA CO DA	\$688.63
				ALAMEDA PD	\$4,476.11
				CDAA	\$68.86
				GENERAL FUND	\$1,652.72
Y21-023		\$2,248.15	05/09/2002	ALAMEDA CO DA	\$224.82
				CDAA	\$22.48
				GENERAL FUND	\$539.56
				TF SOUTHERN ALAMEDA CO	\$1,461.29
Y21-027		\$2,937.00	01/18/2002	ALAMEDA CO DA	\$293.70
				CDAA	\$29.37
				GENERAL FUND	\$704.88
				OAKLAND PD	\$1,909.05
Y21-032		\$717.00	01/18/2002	ALAMEDA CO DA	\$71.70
				BERKELEY PD	\$466.05
				CDAA	\$7.17
				GENERAL FUND	\$172.08
Y21-034		\$794.00	01/18/2002	ALAMEDA CO DA	\$79.40
				CDAA	\$7.94
				GENERAL FUND	\$190.56
				OAKLAND PD	\$516.10
Y21-035		\$1,600.00	01/18/2002	ALAMEDA CO DA	\$160.00
				CDAA	\$16.00
				GENERAL FUND	\$384.00
				OAKLAND PD	\$1,040.00



State of California
ASSET FORFEITURE REPORT - 2002

Table 3

Admin. Number	Docket Number	Amount Forfeited	Date Disbursed	Recipient	Amount Disbursed
Y21-036		\$698.00	09/10/2002	ALAMEDA CO DA	\$69.80
				CDAA	\$6.98
				GENERAL FUND	\$167.52
				OAKLAND PD	\$453.70
Y21-037		\$871.00	01/18/2002	ALAMEDA CO DA	\$87.10
				CDAA	\$8.71
				GENERAL FUND	\$209.04
				OAKLAND PD	\$566.15
Y21-038		\$1,041.00	01/18/2002	ALAMEDA CO DA	\$104.10
				CDAA	\$10.41
				GENERAL FUND	\$249.84
				OAKLAND PD	\$676.65
Y21-040		\$4,560.19	05/09/2002	ALAMEDA CO DA	\$456.02
				CDAA	\$45.60
				GENERAL FUND	\$1,094.45
				TF SOUTHERN ALAMEDA CO	\$2,964.12
Y21-050		\$1,042.00	09/10/2002	ALAMEDA CO DA	\$104.20
				CDAA	\$10.42
				GENERAL FUND	\$250.08
				OAKLAND PD	\$677.30
Y21-051		\$16,135.00	01/18/2002	ALAMEDA CO DA	\$1,613.50
				CDAA	\$161.35
				GENERAL FUND	\$3,872.40
				OAKLAND PD	\$10,487.75
Y21-055		\$1,040.00	09/10/2002	ALAMEDA CO DA	\$104.00
				CDAA	\$10.40
				GENERAL FUND	\$249.60
				OAKLAND PD	\$676.00
Y21-057		\$3,303.00	01/18/2002	ALAMEDA CO DA	\$330.30
				CA DOJ-BNE SAN FRANCISCO	\$2,146.95
				CDAA	\$33.03
				GENERAL FUND	\$792.72



State of California
ASSET FORFEITURE REPORT - 2002

Table 3

Admin. Number	Docket Number	Amount Forfeited	Date Disbursed	Recipient	Amount Disbursed
Y21-058		\$762.97	05/09/2002	ALAMEDA CO DA	\$76.30
				CDAA	\$7.63
				CHP-DUBLIN	\$495.93
				GENERAL FUND	\$183.11
Y21-062		\$3,760.00	09/10/2002	ALAMEDA CO DA	\$376.00
				CDAA	\$37.60
				CHP-OAKLAND	\$519.35
				GENERAL FUND	\$902.40
				OAKLAND PD	\$1,924.65
Y21-063		\$9,627.00	09/10/2002	ALAMEDA CO DA	\$962.70
				CDAA	\$96.27
				GENERAL FUND	\$2,310.48
				OAKLAND PD	\$6,257.55
Y21-065		\$1,160.00	01/18/2002	ALAMEDA CO DA	\$116.00
				BERKELEY PD	\$754.00
				CDAA	\$11.60
				GENERAL FUND	\$278.40
Y21-066		\$2,151.00	09/10/2002	ALAMEDA CO DA	\$215.10
				CDAA	\$21.51
				GENERAL FUND	\$516.24
				OAKLAND PD	\$1,398.15
Y21-067		\$1,560.00	09/10/2002	ALAMEDA CO DA	\$156.00
				CDAA	\$15.60
				GENERAL FUND	\$374.40
				OAKLAND PD	\$1,014.00
Y21-068		\$8,309.00	09/10/2002	ALAMEDA CO DA	\$830.90
				CDAA	\$83.09
				GENERAL FUND	\$1,994.16
				OAKLAND PD	\$5,400.85
Y21-073		\$1,405.65	01/18/2002	ALAMEDA CO DA	\$140.57
				CDAA	\$14.06
				GENERAL FUND	\$337.36
				TF SOUTHERN ALAMEDA CO	\$913.66



State of California
ASSET FORFEITURE REPORT - 2002

Table 3

Admin. Number	Docket Number	Amount Forfeited	Date Disbursed	Recipient	Amount Disbursed
Y21-074		\$1,306.00	05/09/2002	ALAMEDA CO DA	\$130.60
				CA DOJ-BNE SAN FRANCISCO	\$848.90
				CDAA	\$13.06
				GENERAL FUND	\$313.44
Y21-083		\$4,291.15	01/18/2002	ALAMEDA CO DA	\$429.12
				CDAA	\$42.91
				CHP-HAYWARD	\$592.71
				GENERAL FUND	\$1,029.88
				TF SOUTHERN ALAMEDA CO	\$2,196.53
Y21-084		\$1,175.00	09/10/2002	ALAMEDA CO DA	\$117.50
				CDAA	\$11.75
				GENERAL FUND	\$282.00
				OAKLAND PD	\$763.75
Y21-085		\$5,483.00	09/10/2002	ALAMEDA CO DA	\$548.30
				CDAA	\$54.83
				GENERAL FUND	\$1,315.92
				OAKLAND PD	\$3,563.95
Y21-086		\$1,656.00	09/10/2002	ALAMEDA CO DA	\$165.60
				CDAA	\$16.56
				GENERAL FUND	\$397.44
				OAKLAND PD	\$1,076.40
Y21-088		\$1,599.00	09/10/2002	ALAMEDA CO DA	\$159.90
				CDAA	\$15.99
				GENERAL FUND	\$383.76
				OAKLAND PD	\$1,039.35
Y21-089		\$9,022.00	09/10/2002	ALAMEDA CO DA	\$902.20
				CDAA	\$90.22
				GENERAL FUND	\$2,165.28
				OAKLAND PD	\$5,864.30
Y21-093		\$6,436.48	01/18/2002	ALAMEDA CO DA	\$643.65
				ALAMEDA PD	\$4,183.71
				CDAA	\$64.36
				GENERAL FUND	\$1,544.76



State of California
ASSET FORFEITURE REPORT - 2002

Table 3

Admin. Number	Docket Number	Amount Forfeited	Date Disbursed	Recipient	Amount Disbursed
Y21-094		\$3,996.00	09/10/2002	ALAMEDA CO DA	\$399.60
				CDAA	\$39.96
				GENERAL FUND	\$959.04
				OAKLAND PD	\$2,597.40
Y21-095		\$10,045.00	09/10/2002	ALAMEDA CO DA	\$1,004.50
				CDAA	\$100.45
				GENERAL FUND	\$2,410.80
				OAKLAND PD	\$6,529.25
Y21-096		\$1,773.95	01/18/2002	ALAMEDA CO DA	\$177.40
				CDAA	\$17.74
				GENERAL FUND	\$425.75
				TF SOUTHERN ALAMEDA CO	\$1,153.06
Y21-097		\$845.00	07/01/2002	ALAMEDA CO DA	\$84.50
				CDAA	\$8.45
				GENERAL FUND	\$202.80
				TF ALAMEDA CO NTF	\$549.25
Y21-099		\$1,928.00	09/10/2002	ALAMEDA CO DA	\$192.80
				CDAA	\$19.28
				GENERAL FUND	\$462.72
				OAKLAND PD	\$1,253.20
Y21-102		\$2,805.00	09/10/2002	ALAMEDA CO DA	\$280.50
				CDAA	\$28.05
				GENERAL FUND	\$673.20
				OAKLAND PD	\$1,823.25
Y21-103		\$547.00	05/09/2002	ALAMEDA CO DA	\$54.70
				CDAA	\$5.47
				GENERAL FUND	\$131.28
				SAN LEANDRO PD	\$355.55
Y21-105		\$1,758.00	09/10/2002	ALAMEDA CO DA	\$175.80
				CDAA	\$17.58
				GENERAL FUND	\$421.92
				HAYWARD PD	\$1,142.70



State of California
ASSET FORFEITURE REPORT - 2002

Table 3

Admin. Number	Docket Number	Amount Forfeited	Date Disbursed	Recipient	Amount Disbursed
Y21-108		\$2,146.00	09/10/2002	ALAMEDA CO DA CDAA GENERAL FUND OAKLAND PD	\$214.60 \$21.46 \$515.04 \$1,394.90
Y21-109		\$1,951.00	09/10/2002	ALAMEDA CO DA CDAA GENERAL FUND OAKLAND PD	\$195.10 \$19.51 \$468.24 \$1,268.15
Y21-110		\$836.00	09/10/2002	ALAMEDA CO DA CDAA GENERAL FUND OAKLAND PD	\$83.60 \$8.36 \$200.64 \$543.40
Y21-112		\$940.05	05/09/2002	ALAMEDA CO DA BERKELEY PD CDAA GENERAL FUND	\$94.01 \$611.03 \$9.40 \$225.61
Y21-115		\$1,764.80	05/09/2002	ALAMEDA CO DA BERKELEY PD CDAA GENERAL FUND	\$176.48 \$1,147.12 \$17.65 \$423.55
Y21-116		\$1,320.00	09/10/2002	ALAMEDA CO DA CDAA GENERAL FUND OAKLAND PD	\$132.00 \$13.20 \$316.80 \$858.00
Y21-118		\$985.00	09/10/2002	ALAMEDA CO DA CDAA GENERAL FUND OAKLAND PD	\$98.50 \$9.85 \$236.40 \$640.25
Y21-119		\$1,408.00	05/09/2002	ALAMEDA CO DA CDAA GENERAL FUND TF SOUTHERN ALAMEDA CO	\$140.80 \$14.08 \$337.92 \$915.20



State of California
ASSET FORFEITURE REPORT - 2002

Table 3

Admin. Number	Docket Number	Amount Forfeited	Date Disbursed	Recipient	Amount Disbursed
Y21-120		\$698.00	01/18/2002	ALAMEDA CO DA	\$69.80
				CDAA	\$6.98
				GENERAL FUND	\$167.52
				SAN LEANDRO PD	\$453.70
Y21-121		\$6,163.00	09/10/2002	ALAMEDA CO DA	\$616.30
				CDAA	\$61.63
				GENERAL FUND	\$1,479.12
				OAKLAND PD	\$4,005.95
Y21-122		\$2,028.00	09/10/2002	ALAMEDA CO DA	\$202.80
				CDAA	\$20.28
				GENERAL FUND	\$486.72
				OAKLAND PD	\$1,318.20
Y21-125		\$2,356.00	09/10/2002	ALAMEDA CO DA	\$235.60
				CDAA	\$23.56
				GENERAL FUND	\$565.44
				OAKLAND PD	\$1,531.40
Y21-126		\$1,220.00	09/10/2002	ALAMEDA CO DA	\$122.00
				CDAA	\$12.20
				GENERAL FUND	\$292.80
				OAKLAND PD	\$793.00
Y21-127		\$3,755.00	09/10/2002	ALAMEDA CO DA	\$375.50
				CDAA	\$37.55
				GENERAL FUND	\$901.20
				OAKLAND PD	\$2,440.75
Y21-128		\$1,041.00	09/10/2002	ALAMEDA CO DA	\$104.10
				CDAA	\$10.41
				GENERAL FUND	\$249.84
				OAKLAND PD	\$676.65
Y21-130		\$1,091.00	09/10/2002	ALAMEDA CO DA	\$109.10
				CDAA	\$10.91
				GENERAL FUND	\$261.84
				OAKLAND PD	\$709.15



State of California
ASSET FORFEITURE REPORT - 2002

Table 3

Admin. Number	Docket Number	Amount Forfeited	Date Disbursed	Recipient	Amount Disbursed
Y21-132		\$965.00	09/10/2002	ALAMEDA CO DA	\$96.50
				CDAA	\$9.65
				GENERAL FUND	\$231.60
				OAKLAND PD	\$627.25
Y21-133		\$947.00	05/09/2002	ALAMEDA CO DA	\$94.70
				CDAA	\$9.47
				GENERAL FUND	\$227.28
				TF SOUTHERN ALAMEDA CO	\$615.55
Y21-136		\$1,275.00	05/09/2002	ALAMEDA CO DA	\$127.50
				CDAA	\$12.75
				GENERAL FUND	\$306.00
				LIVERMORE PD	\$828.75
Y21-140		\$2,000.00	09/10/2002	ALAMEDA CO DA	\$200.00
				CDAA	\$20.00
				GENERAL FUND	\$480.00
				OAKLAND PD	\$1,300.00
Y21-141		\$1,751.50	01/18/2002	ALAMEDA CO DA	\$175.15
				CDAA	\$17.52
				GENERAL FUND	\$420.36
				TF SOUTHERN ALAMEDA CO	\$1,138.47
Y21-147		\$743.80	05/09/2002	ALAMEDA CO DA	\$74.38
				ALAMEDA PD	\$483.47
				CDAA	\$7.44
				GENERAL FUND	\$178.51
Y21-148		\$1,167.00	09/10/2002	ALAMEDA CO DA	\$116.70
				CDAA	\$11.67
				GENERAL FUND	\$280.08
				OAKLAND PD	\$758.55
Y21-150		\$985.43	01/18/2002	ALAMEDA CO DA	\$98.54
				CDAA	\$9.85
				GENERAL FUND	\$236.50
				TF SOUTHERN ALAMEDA CO	\$640.54



State of California
ASSET FORFEITURE REPORT - 2002

Table 3

Admin. Number	Docket Number	Amount Forfeited	Date Disbursed	Recipient	Amount Disbursed
Y21-151		\$20,914.00	09/10/2002	ALAMEDA CO DA CDAA GENERAL FUND OAKLAND PD	\$2,091.40 \$209.14 \$5,019.36 \$13,594.10
Y21-152		\$936.00	09/10/2002	ALAMEDA CO DA CDAA GENERAL FUND OAKLAND PD	\$93.60 \$9.36 \$224.64 \$608.40
Y21-153		\$920.00	09/10/2002	ALAMEDA CO DA CDAA GENERAL FUND OAKLAND PD	\$92.00 \$9.20 \$220.80 \$598.00
Y21-154		\$6,352.00	05/09/2002	ALAMEDA CO DA CA DOJ-BNE SAN FRANCISCO CDAA GENERAL FUND	\$635.20 \$4,128.80 \$63.52 \$1,524.48
Y21-157		\$692.00	09/10/2002	ALAMEDA CO DA CDAA GENERAL FUND OAKLAND PD	\$69.20 \$6.92 \$166.08 \$449.80
Y21-158		\$1,069.00	03/30/2002	ALAMEDA CO DA CDAA GENERAL FUND TF ALAMEDA CO NTF	\$106.90 \$10.69 \$256.56 \$694.85
Y21-159		\$8,445.80	09/10/2002	ALAMEDA CO DA CDAA GENERAL FUND TF SOUTHERN ALAMEDA CO	\$844.58 \$84.46 \$2,026.99 \$5,489.77
Y21-162		\$957.00	09/10/2002	ALAMEDA CO DA CDAA GENERAL FUND OAKLAND PD	\$95.70 \$9.57 \$229.68 \$622.05



State of California
ASSET FORFEITURE REPORT - 2002

Table 3

Admin. Number	Docket Number	Amount Forfeited	Date Disbursed	Recipient	Amount Disbursed
Y21-164		\$1,442.00	07/01/2002	ALAMEDA CO DA	\$144.20
				CDAA	\$14.42
				GENERAL FUND	\$346.08
				TF ALAMEDA CO NTF	\$937.30
Y21-165		\$2,137.00	03/30/2002	ALAMEDA CO DA	\$213.70
				CDAA	\$21.37
				GENERAL FUND	\$512.88
				TF ALAMEDA CO NTF	\$1,389.05
Y21-166		\$973.00	03/30/2002	ALAMEDA CO DA	\$97.30
				CDAA	\$9.73
				GENERAL FUND	\$233.52
				TF ALAMEDA CO NTF	\$632.45
Y21-168		\$5,651.00	09/10/2002	ALAMEDA CO DA	\$565.10
				CDAA	\$56.51
				GENERAL FUND	\$1,356.24
				OAKLAND PD	\$3,673.15
Y21-170		\$2,080.62	09/10/2002	ALAMEDA CO DA	\$208.06
				CDAA	\$20.81
				GENERAL FUND	\$499.35
				TF SOUTHERN ALAMEDA CO	\$1,352.40
Y21-171		\$14,520.00	05/09/2002	ALAMEDA CO DA	\$1,452.00
				CDAA	\$145.20
				GENERAL FUND	\$3,484.80
				SAN LEANDRO PD	\$9,438.00
Y21-176		\$4,648.24	05/09/2002	ALAMEDA CO DA	\$464.82
				CDAA	\$46.48
				GENERAL FUND	\$1,115.58
				PLEASANTON PD	\$3,021.36
Y21-178		\$962.00	05/09/2002	ALAMEDA CO DA	\$96.20
				CDAA	\$9.62
				CHP-HAYWARD	\$625.30
				GENERAL FUND	\$230.88



State of California
ASSET FORFEITURE REPORT - 2002

Table 3

Admin. Number	Docket Number	Amount Forfeited	Date Disbursed	Recipient	Amount Disbursed
Y21-183		\$7,445.77	05/09/2002	ALAMEDA CO DA	\$744.58
				CDAA	\$74.46
				GENERAL FUND	\$1,786.98
				TF SOUTHERN ALAMEDA CO	\$4,839.75
Y22-001		\$4,329.00	05/09/2002	ALAMEDA CO DA	\$432.90
				CDAA	\$43.29
				GENERAL FUND	\$1,038.96
				SAN LEANDRO PD	\$2,813.85
Y22-002		\$1,160.00	09/10/2002	ALAMEDA CO DA	\$116.00
				CDAA	\$11.60
				GENERAL FUND	\$278.40
				SAN LEANDRO PD	\$754.00
Y22-006		\$677.91	05/09/2002	ALAMEDA CO DA	\$67.79
				CDAA	\$6.78
				CHP-DUBLIN	\$440.64
				GENERAL FUND	\$162.70
Y22-008		\$2,162.05	09/10/2002	ALAMEDA CO DA	\$216.21
				BERKELEY PD	\$1,405.33
				CDAA	\$21.62
				GENERAL FUND	\$518.89
Y22-009		\$7,837.00	07/01/2002	ALAMEDA CO DA	\$783.70
				CDAA	\$78.37
				GENERAL FUND	\$1,880.88
				TF ALAMEDA CO NTF	\$5,094.05
Y22-014		\$2,781.61	09/10/2002	ALAMEDA CO DA	\$278.16
				CDAA	\$27.82
				GENERAL FUND	\$667.59
				TF SOUTHERN ALAMEDA CO	\$1,808.04
Y22-020		\$7,823.00	07/01/2002	ALAMEDA CO DA	\$782.30
				CDAA	\$78.23
				GENERAL FUND	\$1,877.52
				TF ALAMEDA CO NTF	\$5,084.95



State of California
ASSET FORFEITURE REPORT - 2002

Table 3

Admin. Number	Docket Number	Amount Forfeited	Date Disbursed	Recipient	Amount Disbursed
Y22-022		\$845.00	09/10/2002	ALAMEDA CO DA	\$84.50
				CDAA	\$8.45
				CHP-OAKLAND	\$549.25
				GENERAL FUND	\$202.80
Y22-028		\$982.00	07/01/2002	ALAMEDA CO DA	\$98.20
				CDAA	\$9.82
				GENERAL FUND	\$235.68
				TF ALAMEDA CO NTF	\$638.30
Y22-029		\$869.62	09/10/2002	ALAMEDA CO DA	\$86.96
				BERKELEY PD	\$565.25
				CDAA	\$8.70
				GENERAL FUND	\$208.71
Y22-036		\$1,049.65	09/10/2002	ALAMEDA CO DA	\$104.97
				CDAA	\$10.50
				GENERAL FUND	\$251.92
				TF SOUTHERN ALAMEDA CO	\$682.26
Y22-042		\$815.00	09/10/2002	ALAMEDA CO DA	\$81.50
				CDAA	\$8.15
				GENERAL FUND	\$195.60
				SAN LEANDRO PD	\$529.75
Y22-056		\$2,830.56	07/01/2002	ALAMEDA CO DA	\$283.06
				CDAA	\$28.31
				GENERAL FUND	\$679.33
				TF ALAMEDA CO NTF	\$1,839.86
Y22-063		\$1,140.77	09/10/2002	ALAMEDA CO DA	\$114.08
				CDAA	\$11.41
				GENERAL FUND	\$273.78
				TF SOUTHERN ALAMEDA CO	\$741.50
Y22-064		\$2,214.52	09/10/2002	ALAMEDA CO DA	\$221.45
				CDAA	\$22.15
				GENERAL FUND	\$531.48
				TF SOUTHERN ALAMEDA CO	\$1,439.44



State of California
ASSET FORFEITURE REPORT - 2002

Table 3

Admin. Number	Docket Number	Amount Forfeited	Date Disbursed	Recipient	Amount Disbursed
Y22-082		\$1,156.00	09/10/2002		
				ALAMEDA CO DA	\$115.60
				CDAA	\$11.56
				GENERAL FUND	\$277.44
				SAN LEANDRO PD	\$751.40
Total for Alameda County:					\$572,731.45



State of California
ASSET FORFEITURE REPORT - 2002

Table 3

Admin. Number	Docket Number	Amount Forfeited	Date Disbursed	Recipient	Amount Disbursed
BUTTE					
00-019		\$56,931.19	10/31/2002	15% - 11489	\$5,550.78
				BUTTE CO DA	\$5,693.11
				CA DOJ-BNE REDDING	\$3,103.62
				CDAA	\$569.33
				GENERAL FUND	\$13,663.48
				TF BUTTE INTERAGY NET	\$28,350.87
00-027		\$6,987.67	05/31/2002	15% - 11489	\$681.30
				BUTTE CO DA	\$698.76
				CDAA	\$69.88
				GENERAL FUND	\$1,677.04
				TF BUTTE INTERAGY NET	\$3,860.69
00-028		\$6,601.34	08/29/2002	15% - 11489	\$643.69
				BUTTE CO DA	\$660.20
				CDAA	\$65.36
				GENERAL FUND	\$1,584.48
				TF BUTTE INTERAGY NET	\$3,647.61
00-030		\$5,516.15	08/14/2002	15% - 11489	\$537.82
				BUTTE CO DA	\$551.62
				CDAA	\$55.16
				GENERAL FUND	\$1,323.88
				TF BUTTE INTERAGY NET	\$3,047.67
00-031		\$641.11	10/30/2002	15% - 11489	\$62.51
				BUTTE CO DA	\$64.11
				BUTTE CO SO	\$354.21
				CDAA	\$6.41
				GENERAL FUND	\$153.87
01-007		\$39,454.30	08/15/2002	15% - 11489	\$3,846.79
				BUTTE CO DA	\$3,945.43
				CDAA	\$394.54
				GENERAL FUND	\$9,469.04
				TF BUTTE INTERAGY NET	\$21,798.50
01-011		\$23,045.74	02/11/2002	15% - 11489	\$2,246.96
				BUTTE CO DA	\$2,304.57



State of California
ASSET FORFEITURE REPORT - 2002

Table 3

Admin. Number	Docket Number	Amount Forfeited	Date Disbursed	Recipient	Amount Disbursed
				CDAA	\$230.46
				GENERAL FUND	\$5,530.98
				TF BUTTE INTERAGY NET	\$12,732.77
01-014		\$362.05	04/30/2002		
				15% - 11489	\$35.30
				BUTTE CO DA	\$36.21
				CDAA	\$3.62
				CHICO PD	\$200.03
				GENERAL FUND	\$86.89
01-015		\$7,174.29	02/11/2002		
				15% - 11489	\$699.49
				BUTTE CO DA	\$717.43
				CDAA	\$71.74
				GENERAL FUND	\$1,721.83
				TF BUTTE INTERAGY NET	\$3,963.80
01-016		\$412.68	01/22/2002		
				15% - 11489	\$40.24
				BUTTE CO DA	\$41.27
				CDAA	\$4.12
				GENERAL FUND	\$99.04
				TF BUTTE INTERAGY NET	\$228.01
01-018		\$3,445.93	04/30/2002		
				15% - 11489	\$335.98
				BUTTE CO DA	\$344.59
				CDAA	\$34.46
				GENERAL FUND	\$827.02
				TF BUTTE INTERAGY NET	\$1,903.88
01-019		\$580.87	04/30/2002		
				15% - 11489	\$56.63
				BUTTE CO DA	\$58.09
				CDAA	\$5.81
				GENERAL FUND	\$139.41
				TF BUTTE INTERAGY NET	\$320.93
01-021		\$2,275.01	08/14/2002		
				15% - 11489	\$221.82
				BUTTE CO DA	\$227.50
				CDAA	\$22.75
				GENERAL FUND	\$546.00
				TF BUTTE INTERAGY NET	\$1,256.94
01-024		\$1,376.01	04/30/2002		
				15% - 11489	\$134.16



State of California
ASSET FORFEITURE REPORT - 2002

Table 3

Admin. Number	Docket Number	Amount Forfeited	Date Disbursed	Recipient	Amount Disbursed
02-001		\$919.02	08/29/2002	BUTTE CO DA	\$137.60
				CDAA	\$13.76
				GENERAL FUND	\$330.24
				TF BUTTE INTERAGY NET	\$760.25
				15% - 11489	\$89.60
02-002		\$1,161.25	10/30/2002	BUTTE CO DA	\$91.90
				CDAA	\$9.19
				GENERAL FUND	\$220.57
				TF BUTTE INTERAGY NET	\$507.76
				15% - 11489	\$113.22
02-006		\$412.83	08/14/2002	BUTTE CO DA	\$116.13
				CDAA	\$11.61
				GENERAL FUND	\$278.70
				TF BUTTE INTERAGY NET	\$641.59
				15% - 11489	\$40.66
02-008		\$1,237.75	10/09/2002	BUTTE CO DA	\$41.70
				CDAA	\$0.00
				GENERAL FUND	\$100.08
				TF BUTTE INTERAGY NET	\$230.39
				15% - 11489	\$120.68
99-020		\$18,067.86	02/13/2002	BUTTE CO DA	\$123.77
				CDAA	\$12.38
				GENERAL FUND	\$297.06
				TF BUTTE INTERAGY NET	\$683.86
				15% - 11489	\$1,761.62
99-021		\$3,699.15	04/30/2002	BUTTE CO DA	\$1,806.78
				CDAA	\$180.68
				GENERAL FUND	\$4,336.29
				TF BUTTE INTERAGY NET	\$9,982.49
				15% - 11489	\$303.24
				BUTTE CO DA	\$900.03
				CDAA	\$31.11
				GENERAL FUND	\$746.43
				TF BUTTE INTERAGY NET	\$1,718.34
				15% - 11489	\$303.24



State of California
ASSET FORFEITURE REPORT - 2002

Table 3

Admin. Number	Docket Number	Amount Forfeited	Date Disbursed	Recipient	Amount Disbursed
99-023		\$5,695.28	10/31/2002	15% - 11489	\$555.29
				BUTTE CO DA	\$569.53
				BUTTE CO SO	\$629.32
				CDAA	\$56.95
				GENERAL FUND	\$1,366.87
				TF BUTTE INTERAGY NET	\$2,517.32
99-033		\$2,666.78	01/22/2002	15% - 11489	\$260.01
				BUTTE CO BASS	\$1,473.40
				BUTTE CO DA	\$266.67
				CDAA	\$26.67
				GENERAL FUND	\$640.03
Total for Butte County:					\$188,664.26



State of California
ASSET FORFEITURE REPORT - 2002

Table 3

Admin. Number	Docket Number	Amount Forfeited	Date Disbursed	Recipient	Amount Disbursed
CALAVERAS					
AF01-001		\$1,413.37	05/17/2002		
				CALAVERAS CO DA	\$141.34
				CALAVERAS CO SO	\$918.69
				CDAA	\$14.13
				GENERAL FUND	\$339.21
AF02-001		\$5,419.37	10/29/2002		
				CALAVERAS CO DA	\$541.94
				CALAVERAS CO SO	\$3,522.59
				CDAA	\$54.19
				GENERAL FUND	\$1,300.65
Total for Calaveras County:					\$6,832.74



State of California
ASSET FORFEITURE REPORT - 2002

Table 3

Admin. Number	Docket Number	Amount Forfeited	Date Disbursed	Recipient	Amount Disbursed
COLUSA					
NCC01-007	CV22086	\$428.65	11/18/2002		
				CDAA	\$4.29
				COLUSA CO DA	\$42.87
				COLUSA CO DARE	\$41.79
				GENERAL FUND	\$102.87
				TF COLUSA CO NET	\$236.83
Total for Colusa County:					\$428.65



State of California
ASSET FORFEITURE REPORT - 2002

Table 3

Admin. Number	Docket Number	Amount Forfeited	Date Disbursed	Recipient	Amount Disbursed
CONTRA COSTA					
00-0012		\$5,565.00	12/22/2002	15% - 11489	\$542.59
				CC CRIME LAB	\$306.07
				CDAA	\$55.65
				CONTRA COSTA CO DA	\$1,057.35
				GENERAL FUND	\$1,335.60
				RICHMOND PD	\$2,267.74
00-0049		\$911.00	05/06/2002	15% - 11489	\$88.82
				CC CRIME LAB	\$50.11
				CDAA	\$9.11
				CONTRA COSTA CO DA	\$173.09
				GENERAL FUND	\$218.64
				RICHMOND PD	\$371.23
00-0084		\$737.00	04/18/2002	15% - 11489	\$71.86
				CC CRIME LAB	\$40.53
				CDAA	\$7.37
				CONCORD PD	\$307.70
				CONTRA COSTA CO DA	\$132.66
				GENERAL FUND	\$176.88
00-0097		\$2,395.79	04/18/2002	15% - 11489	\$233.59
				CC CRIME LAB	\$131.77
				CDAA	\$23.96
				CONCORD PD	\$1,024.20
				CONTRA COSTA CO DA	\$407.28
				GENERAL FUND	\$574.99
00-0116		\$9,000.70	04/26/2002	15% - 11489	\$877.57
				ANTIOCH PD	\$4,342.83
				CDAA	\$90.01
				CONTRA COSTA CO DA	\$1,530.12
				GENERAL FUND	\$2,160.17
00-0149		\$3,758.09	08/08/2002	15% - 11489	\$366.41
				CC CRIME LAB	\$206.70
				CDAA	\$37.58
				CONCORD PD	\$1,644.16
				CONTRA COSTA CO DA	\$601.30



State of California
ASSET FORFEITURE REPORT - 2002

Table 3

Admin. Number	Docket Number	Amount Forfeited	Date Disbursed	Recipient	Amount Disbursed
00-0151		\$267,389.90	10/30/2002	GENERAL FUND	\$901.94
				15% - 11489	\$26,070.52
				CC CRIME LAB	\$10,000.00
				CC DA INVESTIGATIONS	\$5,347.80
				CDAA	\$2,673.90
				CONTRA COSTA CO DA	\$44,787.81
				GENERAL FUND	\$64,173.58
				RICHMOND PD	\$114,336.29
00-0159		\$3,925.00	01/18/2002	15% - 11489	\$382.69
				CC CRIME LAB	\$215.87
				CDAA	\$39.25
				CONCORD PD	\$1,717.19
				CONTRA COSTA CO DA	\$628.00
				GENERAL FUND	\$942.00
00-0170		\$1,441.00	06/25/2002	15% - 11489	\$140.50
				CC CRIME LAB	\$79.25
				CDAA	\$14.41
				CONTRA COSTA CO DA	\$216.15
				GENERAL FUND	\$345.84
				PINOLE PD	\$644.85
00-0190		\$2,006.28	06/10/2002	15% - 11489	\$195.61
				CC CRIME LAB	\$110.35
				CDAA	\$20.06
				CONTRA COSTA CO DA	\$361.13
				GENERAL FUND	\$481.51
				MARTINEZ PD	\$837.62
00-0194		\$1,275.00	04/18/2002	15% - 11489	\$124.31
				CC CRIME LAB	\$70.13
				CDAA	\$12.75
				CONCORD PD	\$545.06
				CONTRA COSTA CO DA	\$216.75
				GENERAL FUND	\$306.00
00-0195		\$3,143.00	04/18/2002	15% - 11489	\$306.44
				CC CRIME LAB	\$172.87
				CDAA	\$31.43



State of California
ASSET FORFEITURE REPORT - 2002

Table 3

Admin. Number	Docket Number	Amount Forfeited	Date Disbursed	Recipient	Amount Disbursed
				CONCORD PD	\$1,343.63
				CONTRA COSTA CO DA	\$534.31
				GENERAL FUND	\$754.32
00-0201		\$947.00	08/01/2002		
				15% - 11489	\$92.33
				CC CRIME LAB	\$52.09
				CDAA	\$9.47
				CONTRA COSTA CO DA	\$170.46
				GENERAL FUND	\$227.28
				RICHMOND PD	\$395.37
00-0207		\$2,605.00	05/06/2002		
				15% - 11489	\$253.99
				CC CRIME LAB	\$143.27
				CDAA	\$26.05
				CONTRA COSTA CO DA	\$514.49
				GENERAL FUND	\$625.20
				RICHMOND PD	\$1,042.00
01-0003		\$4,631.44	10/18/2002		
				15% - 11489	\$451.57
				CDAA	\$46.31
				CHP-OAKLAND	\$2,234.67
				CONTRA COSTA CO DA	\$787.34
				GENERAL FUND	\$1,111.55
01-0019		\$5,765.00	05/06/2002		
				15% - 11489	\$562.09
				CC CRIME LAB	\$317.07
				CDAA	\$57.65
				CONCORD PD	\$2,522.19
				CONTRA COSTA CO DA	\$922.40
				GENERAL FUND	\$1,383.60
01-0022		\$276.00	04/15/2002		
				15% - 11489	\$26.91
				CC CRIME LAB	\$15.18
				CDAA	\$2.76
				CONTRA COSTA CO DA	\$49.68
				GENERAL FUND	\$66.24
				TF WEST CC NET-WESTNET	\$115.23
01-0034		\$1,993.00	03/01/2002		
				15% - 11489	\$194.32
				BRENTWOOD PD	\$991.52
				CC CRIME LAB	\$109.61



State of California
ASSET FORFEITURE REPORT - 2002

Table 3

Admin. Number	Docket Number	Amount Forfeited	Date Disbursed	Recipient	Amount Disbursed
				CDAA	\$19.93
				CONTRA COSTA CO DA	\$199.30
				GENERAL FUND	\$478.32
01-0054		\$295.00	07/26/2002		
				15% - 11489	\$28.76
				CC CRIME LAB	\$16.23
				CDAA	\$2.95
				CONCORD PD	\$123.16
				CONTRA COSTA CO DA	\$53.10
				GENERAL FUND	\$70.80
01-0056		\$275.00	08/19/2002		
				15% - 11489	\$26.81
				CC CRIME LAB	\$15.13
				CDAA	\$2.75
				CONCORD PD	\$120.31
				CONTRA COSTA CO DA	\$44.00
				GENERAL FUND	\$66.00
01-0070		\$3,430.00	07/26/2002		
				15% - 11489	\$334.43
				CC CRIME LAB	\$188.64
				CDAA	\$34.30
				CONCORD PD	\$1,500.63
				CONTRA COSTA CO DA	\$548.80
				GENERAL FUND	\$823.20
01-0072		\$3,870.00	04/18/2002		
				15% - 11489	\$377.33
				CC CRIME LAB	\$212.84
				CDAA	\$38.70
				CONCORD PD	\$1,654.43
				CONTRA COSTA CO DA	\$657.90
				GENERAL FUND	\$928.80
01-0076		\$1,794.00	05/06/2002		
				15% - 11489	\$174.92
				CC CRIME LAB	\$98.66
				CDAA	\$17.94
				CONCORD PD	\$766.94
				CONTRA COSTA CO DA	\$304.98
				GENERAL FUND	\$430.56
01-0078		\$1,925.00	08/13/2002		
				15% - 11489	\$187.69
				CC CRIME LAB	\$105.87



State of California
ASSET FORFEITURE REPORT - 2002

Table 3

Admin. Number	Docket Number	Amount Forfeited	Date Disbursed	Recipient	Amount Disbursed
				CDA	\$19.25
				CONTRA COSTA CO DA	\$346.50
				GENERAL FUND	\$462.00
				RICHMOND PD	\$803.69
01-0079		\$1,542.00	05/06/2002		
				15% - 11489	\$150.35
				CC CRIME LAB	\$84.80
				CDA	\$15.42
				CONTRA COSTA CO DA	\$154.20
				GENERAL FUND	\$370.08
				RICHMOND PD	\$767.15
01-0080		\$765.00	05/06/2002		
				15% - 11489	\$74.59
				CC CRIME LAB	\$42.07
				CDA	\$7.65
				CONTRA COSTA CO DA	\$76.50
				GENERAL FUND	\$183.60
				RICHMOND PD	\$380.59
01-0081		\$7,972.00	05/06/2002		
				15% - 11489	\$777.27
				CC CRIME LAB	\$438.46
				CDA	\$79.72
				CONTRA COSTA CO DA	\$797.20
				GENERAL FUND	\$1,913.28
				RICHMOND PD	\$3,966.07
01-0082		\$911.30	05/06/2002		
				15% - 11489	\$88.85
				CC CRIME LAB	\$50.12
				CDA	\$9.11
				CONTRA COSTA CO DA	\$91.14
				GENERAL FUND	\$218.71
				RICHMOND PD	\$453.37
01-0083		\$2,136.00	05/06/2002		
				15% - 11489	\$208.26
				CC CRIME LAB	\$117.48
				CDA	\$21.36
				CONTRA COSTA CO DA	\$213.60
				GENERAL FUND	\$512.64
				RICHMOND PD	\$1,062.66
01-0084		\$2,175.00	05/06/2002		
				15% - 11489	\$212.06



State of California
ASSET FORFEITURE REPORT - 2002

Table 3

Admin. Number	Docket Number	Amount Forfeited	Date Disbursed	Recipient	Amount Disbursed
				CC CRIME LAB	\$119.63
				CDAA	\$21.75
				CONTRA COSTA CO DA	\$217.50
				GENERAL FUND	\$522.00
				RICHMOND PD	\$1,082.06
01-0090		\$27,105.00	03/18/2002		
				15% - 11489	\$2,642.74
				CC CRIME LAB	\$1,490.77
				CDAA	\$271.05
				CONTRA COSTA CO DA	\$4,150.80
				GENERAL FUND	\$6,505.20
				MORAGA PD	\$5,929.22
				WALNUT CREEK PD	\$6,115.22
01-0091		\$2,935.00	05/06/2002		
				15% - 11489	\$286.16
				CC CRIME LAB	\$161.43
				CDAA	\$29.35
				CONTRA COSTA CO DA	\$293.50
				GENERAL FUND	\$704.40
				RICHMOND PD	\$1,460.16
01-0095		\$492.50	07/18/2002		
				15% - 11489	\$48.02
				ANTIOCH PD	\$245.02
				CC CRIME LAB	\$27.08
				CDAA	\$4.93
				CONTRA COSTA CO DA	\$49.25
				GENERAL FUND	\$118.20
01-0097		\$2,185.00	07/05/2002		
				15% - 11489	\$213.04
				CC CRIME LAB	\$120.17
				CDAA	\$21.85
				CONCORD PD	\$955.94
				CONTRA COSTA CO DA	\$349.60
				GENERAL FUND	\$524.40
01-0098		\$429.00	07/10/2002		
				15% - 11489	\$41.83
				CC CRIME LAB	\$23.59
				CC DA INVESTIGATIONS	\$191.98
				CDAA	\$4.29
				CONTRA COSTA CO DA	\$64.35
				GENERAL FUND	\$102.96



State of California
ASSET FORFEITURE REPORT - 2002

Table 3

Admin. Number	Docket Number	Amount Forfeited	Date Disbursed	Recipient	Amount Disbursed
01-0101		\$10,925.00	05/10/2002	15% - 11489	\$1,065.19
				CC CRIME LAB	\$600.87
				CDAA	\$109.25
				CONCORD PD	\$4,888.94
				CONTRA COSTA CO DA	\$1,638.75
				GENERAL FUND	\$2,622.00
01-0103		\$349.10	03/21/2002	15% - 11489	\$34.04
				CC CRIME LAB	\$19.20
				CDAA	\$3.49
				CONTRA COSTA CO DA	\$87.28
				GENERAL FUND	\$83.78
				TF CENTRAL CC	\$121.31
01-0111		\$6,125.00	12/01/2002	15% - 11489	\$597.19
				CC CRIME LAB	\$336.87
				CDAA	\$61.25
				CONTRA COSTA CO DA	\$1,041.25
				GENERAL FUND	\$1,470.00
				TF WEST CC NET-WESTNET	\$2,618.44
01-0116		\$2,028.83	07/18/2002	15% - 11489	\$197.81
				CC CRIME LAB	\$111.58
				CDAA	\$20.29
				CONTRA COSTA CO DA	\$365.19
				GENERAL FUND	\$486.92
				PITTSBURG PD	\$847.04
01-0117A		\$2,625.00	05/06/2002	15% - 11489	\$255.94
				CC CRIME LAB	\$144.37
				CDAA	\$26.25
				CONTRA COSTA CO DA	\$341.25
				GENERAL FUND	\$630.00
				RICHMOND PD	\$1,227.19
01-0118		\$1,936.00	05/06/2002	15% - 11489	\$188.76
				CC CRIME LAB	\$106.48
				CDAA	\$19.36
				CONTRA COSTA CO DA	\$271.04
				GENERAL FUND	\$464.64



State of California
ASSET FORFEITURE REPORT - 2002

Table 3

Admin. Number	Docket Number	Amount Forfeited	Date Disbursed	Recipient	Amount Disbursed
01-0119		\$19,375.00	05/06/2002	RICHMOND PD	\$885.72
				15% - 11489	\$1,889.06
				CC CRIME LAB	\$1,065.63
				CDAA	\$193.75
				CONTRA COSTA CO DA	\$3,487.50
				GENERAL FUND	\$4,650.00
01-0121		\$10,266.00	05/22/2002	RICHMOND PD	\$8,089.06
				15% - 11489	\$1,000.94
				CC CRIME LAB	\$564.62
				CDAA	\$102.66
				CONTRA COSTA CO DA	\$1,642.56
				GENERAL FUND	\$2,463.84
01-0125		\$212.00	10/07/2002	PITTSBURG PD	\$4,491.38
				15% - 11489	\$20.67
				CC CRIME LAB	\$11.66
				CDAA	\$2.12
				CONCORD PD	\$99.11
				CONTRA COSTA CO DA	\$27.56
				GENERAL FUND	\$50.88
01-0127		\$1,076.00	03/01/2002		
				15% - 11489	\$104.91
				CC CRIME LAB	\$59.18
				CDAA	\$10.76
				CONTRA COSTA CO DA	\$107.60
				GENERAL FUND	\$258.24
01-0132		\$3,413.00	06/19/2002	SAN PABLO PD	\$535.31
				15% - 11489	\$332.77
				CC CRIME LAB	\$187.71
				CDAA	\$34.13
				CONTRA COSTA CO DA	\$511.95
				CONTRA COSTA CO SO	\$1,527.32
				GENERAL FUND	\$819.12
01-0133		\$844.00	09/27/2002		
				15% - 11489	\$82.29
				CC CRIME LAB	\$46.42
				CDAA	\$8.44
				CONTRA COSTA CO DA	\$166.69



State of California
ASSET FORFEITURE REPORT - 2002

Table 3

Admin. Number	Docket Number	Amount Forfeited	Date Disbursed	Recipient	Amount Disbursed
01-0143		\$4,413.00	04/26/2002	GENERAL FUND	\$202.56
				TF WEST CC NET-WESTNET	\$337.60
				15% - 11489	\$430.27
				ANTIOCH PD	\$1,886.56
				CC CRIME LAB	\$242.71
				CDAA	\$44.13
01-0150		\$1,321.00	05/06/2002	CONTRA COSTA CO DA	\$750.21
				GENERAL FUND	\$1,059.12
				15% - 11489	\$128.80
				CC CRIME LAB	\$72.65
				CDAA	\$13.21
				CONTRA COSTA CO DA	\$132.10
01-0151		\$1,201.00	01/11/2002	GENERAL FUND	\$317.04
				RICHMOND PD	\$657.20
				15% - 11489	\$117.10
				CC CRIME LAB	\$66.05
				CDAA	\$12.01
				CONCORD PD	\$597.50
01-0152		\$579.00	03/01/2002	CONTRA COSTA CO DA	\$120.10
				GENERAL FUND	\$288.24
				15% - 11489	\$56.45
				CC CRIME LAB	\$31.85
				CDAA	\$5.79
				CONTRA COSTA CO DA	\$57.90
01-0155		\$3,085.00	03/21/2002	GENERAL FUND	\$138.96
				PITTSBURG PD	\$288.05
				15% - 11489	\$300.79
				CC CRIME LAB	\$169.67
				CDAA	\$30.85
				CONTRA COSTA CO DA	\$308.50
01-0156		\$85,515.00	10/18/2002	CONTRA COSTA CO SO	\$1,534.79
				GENERAL FUND	\$740.40
				15% - 11489	\$8,337.71
				CC CRIME LAB	\$4,703.33
				CDAA	\$855.15



State of California
ASSET FORFEITURE REPORT - 2002

Table 3

Admin. Number	Docket Number	Amount Forfeited	Date Disbursed	Recipient	Amount Disbursed
				CONTRA COSTA CO DA	\$13,468.61
				CONTRA COSTA CO SO	\$37,626.60
				GENERAL FUND	\$20,523.60
01-0156A		\$4,032.00	11/07/2002		
				15% - 11489	\$393.12
				CC CRIME LAB	\$221.76
				CDAA	\$40.32
				CONTRA COSTA CO DA	\$635.04
				CONTRA COSTA CO SO	\$1,774.08
				GENERAL FUND	\$967.68
01-0159		\$14,925.00	12/30/2002		
				15% - 11489	\$1,455.19
				CC CRIME LAB	\$820.87
				CDAA	\$149.25
				CONTRA COSTA CO DA	\$2,388.00
				GENERAL FUND	\$3,582.00
				PITTSBURG PD	\$6,529.69
01-0160		\$764.00	01/18/2002		
				15% - 11489	\$74.49
				CC CRIME LAB	\$42.02
				CDAA	\$7.64
				CONCORD PD	\$380.09
				CONTRA COSTA CO DA	\$76.40
				GENERAL FUND	\$183.36
01-0161		\$139,925.00	10/07/2002		
				15% - 11489	\$13,642.69
				CC CRIME LAB	\$7,695.87
				CC DA INVESTIGATIONS	\$17,403.17
				CDAA	\$1,399.25
				CONCORD PD	\$34,806.35
				CONTRA COSTA CO DA	\$13,992.50
				GENERAL FUND	\$33,582.00
				WALNUT CREEK PD	\$17,403.17
01-0163		\$365.00	03/21/2002		
				15% - 11489	\$35.59
				CC CRIME LAB	\$20.07
				CDAA	\$3.65
				CONTRA COSTA CO DA	\$54.75
				CONTRA COSTA CO SO	\$163.34
				GENERAL FUND	\$87.60



State of California
ASSET FORFEITURE REPORT - 2002

Table 3

Admin. Number	Docket Number	Amount Forfeited	Date Disbursed	Recipient	Amount Disbursed
01-0164		\$1,140.00	08/06/2002		
				15% - 11489	\$111.15
				CC CRIME LAB	\$62.70
				CDAA	\$11.40
				CONTRA COSTA CO DA	\$193.80
				GENERAL FUND	\$273.60
				RICHMOND PD	\$487.35
01-0165		\$2,245.00	03/21/2002		
				15% - 11489	\$218.89
				CC CRIME LAB	\$123.47
				CDAA	\$22.45
				CONTRA COSTA CO DA	\$224.50
				CONTRA COSTA CO SO	\$1,116.89
				GENERAL FUND	\$538.80
01-0166		\$1,719.00	03/21/2002		
				15% - 11489	\$167.60
				CC CRIME LAB	\$94.55
				CDAA	\$17.19
				CONTRA COSTA CO DA	\$171.90
				CONTRA COSTA CO SO	\$427.60
				GENERAL FUND	\$412.56
				PITTSBURG PD	\$427.60
01-0168		\$2,240.00	03/15/2002		
				15% - 11489	\$218.40
				CC CRIME LAB	\$123.20
				CDAA	\$22.40
				CONTRA COSTA CO DA	\$224.00
				CONTRA COSTA CO SO	\$1,114.40
				GENERAL FUND	\$537.60
01-0169		\$775.00	03/15/2002		
				15% - 11489	\$75.56
				CC CRIME LAB	\$42.63
				CDAA	\$7.75
				CONTRA COSTA CO DA	\$77.50
				CONTRA COSTA CO SO	\$385.56
				GENERAL FUND	\$186.00
01-0170		\$945.00	01/23/2002		
				15% - 11489	\$92.14
				CC CRIME LAB	\$51.97
				CDAA	\$9.45
				CONTRA COSTA CO DA	\$94.50



State of California
ASSET FORFEITURE REPORT - 2002

Table 3

Admin. Number	Docket Number	Amount Forfeited	Date Disbursed	Recipient	Amount Disbursed
01-0171		\$7,568.00	10/01/2002	GENERAL FUND	\$226.80
				TF WEST CC NET-WESTNET	\$470.14
				15% - 11489	\$737.88
				CC CRIME LAB	\$416.24
				CDAA	\$75.68
				CONTRA COSTA CO DA	\$1,362.24
01-0172		\$3,916.70	03/21/2002	GENERAL FUND	\$1,816.32
				RICHMOND PD	\$3,159.64
				15% - 11489	\$381.88
				CC CRIME LAB	\$215.41
				CDAA	\$39.17
				CONTRA COSTA CO DA	\$391.67
01-0174		\$4,331.00	05/10/2002	CONTRA COSTA CO SO	\$1,948.56
				GENERAL FUND	\$940.01
				15% - 11489	\$422.27
				CC CRIME LAB	\$238.21
				CDAA	\$43.31
				CONCORD PD	\$1,894.81
01-0175		\$524.00	03/15/2002	CONTRA COSTA CO DA	\$692.96
				GENERAL FUND	\$1,039.44
				15% - 11489	\$51.09
				CC CRIME LAB	\$28.82
				CDAA	\$5.24
				CONTRA COSTA CO DA	\$52.40
01-0176		\$1,429.00	05/06/2002	CONTRA COSTA CO SO	\$260.69
				GENERAL FUND	\$125.76
				15% - 11489	\$139.33
				CC CRIME LAB	\$78.59
				CDAA	\$14.29
				CONTRA COSTA CO DA	\$142.90
01-0177		\$4,168.00	02/25/2002	GENERAL FUND	\$342.96
				RICHMOND PD	\$710.93
				15% - 11489	\$406.38
				ANTIOCH PD	\$2,073.58
				CC CRIME LAB	\$229.24



State of California
ASSET FORFEITURE REPORT - 2002

Table 3

Admin. Number	Docket Number	Amount Forfeited	Date Disbursed	Recipient	Amount Disbursed
				CDAA	\$41.68
				CONTRA COSTA CO DA	\$416.80
				GENERAL FUND	\$1,000.32
01-0178		\$1,371.00	03/01/2002		
				15% - 11489	\$133.67
				CC CRIME LAB	\$75.41
				CDAA	\$13.71
				CONTRA COSTA CO DA	\$137.10
				GENERAL FUND	\$329.04
				SAN PABLO PD	\$682.07
01-0180		\$237.00	02/01/2002		
				15% - 11489	\$23.11
				CC CRIME LAB	\$13.03
				CDAA	\$2.37
				CONTRA COSTA CO DA	\$68.73
				GENERAL FUND	\$56.88
				TF WEST CC NET-WESTNET	\$72.88
01-0181		\$1,828.00	03/21/2002		
				15% - 11489	\$178.23
				CC CRIME LAB	\$100.54
				CDAA	\$18.28
				CONTRA COSTA CO DA	\$182.80
				GENERAL FUND	\$438.72
				TF CENTRAL CC	\$909.43
01-0183		\$478.00	03/15/2002		
				15% - 11489	\$46.61
				CC CRIME LAB	\$26.28
				CDAA	\$4.78
				CONTRA COSTA CO DA	\$47.80
				CONTRA COSTA CO SO	\$237.81
				GENERAL FUND	\$114.72
01-0184		\$843.00	04/26/2002		
				15% - 11489	\$82.19
				ANTIOCH PD	\$419.39
				CC CRIME LAB	\$46.37
				CDAA	\$8.43
				CONTRA COSTA CO DA	\$84.30
				GENERAL FUND	\$202.32
01-0185		\$17,165.00	08/07/2002		
				15% - 11489	\$1,673.59
				CC CRIME LAB	\$944.07



State of California
ASSET FORFEITURE REPORT - 2002

Table 3

Admin. Number	Docket Number	Amount Forfeited	Date Disbursed	Recipient	Amount Disbursed
				CDA	\$171.65
				CONTRA COSTA CO DA	\$2,754.75
				GENERAL FUND	\$4,119.60
				PITTSBURG PD	\$7,501.34
01-0186		\$902.00	05/06/2002		
				15% - 11489	\$87.95
				CC CRIME LAB	\$49.60
				CDA	\$9.02
				CONTRA COSTA CO DA	\$90.20
				GENERAL FUND	\$216.48
				RICHMOND PD	\$448.75
01-0187		\$2,205.00	03/21/2002		
				15% - 11489	\$214.99
				CC CRIME LAB	\$121.28
				CDA	\$22.05
				CHP-CONTRA COSTA	\$274.24
				CONTRA COSTA CO DA	\$220.50
				GENERAL FUND	\$529.20
				TF CENTRAL CC	\$822.74
01-0189		\$805.00	04/26/2002		
				15% - 11489	\$78.49
				ANTIOCH PD	\$400.49
				CC CRIME LAB	\$44.27
				CDA	\$8.05
				CONTRA COSTA CO DA	\$80.50
				GENERAL FUND	\$193.20
01-0191		\$8,259.00	06/10/2002		
				15% - 11489	\$805.25
				CC CRIME LAB	\$454.25
				CDA	\$82.59
				CONTRA COSTA CO DA	\$1,238.85
				GENERAL FUND	\$1,982.16
				MARTINEZ PD	\$3,695.90
01-0192		\$66,451.00	12/02/2002		
				15% - 11489	\$6,478.97
				CDA	\$664.51
				CONTRA COSTA CO DA	\$10,632.16
				GENERAL FUND	\$15,948.24
				MARTINEZ PD	\$32,727.12
01-0193		\$3,125.00	05/06/2002		
				15% - 11489	\$304.69



State of California
ASSET FORFEITURE REPORT - 2002

Table 3

Admin. Number	Docket Number	Amount Forfeited	Date Disbursed	Recipient	Amount Disbursed
				CC CRIME LAB	\$171.87
				CDAA	\$31.25
				CONTRA COSTA CO DA	\$562.50
				GENERAL FUND	\$750.00
				TF WEST CC NET-WESTNET	\$1,304.69
01-0195		\$683.00	03/21/2002		
				15% - 11489	\$66.59
				CC CRIME LAB	\$37.57
				CDAA	\$6.83
				CONTRA COSTA CO DA	\$68.30
				GENERAL FUND	\$163.92
				TF CENTRAL CC	\$339.79
01-0197		\$2,612.57	11/19/2002		
				15% - 11489	\$254.73
				BNE-SAN FRANCISCO	\$436.30
				CC CRIME LAB	\$143.69
				CDAA	\$26.13
				CONTRA COSTA CO DA	\$470.26
				GENERAL FUND	\$627.02
				SAN FRANCISCO PD	\$654.44
01-0198		\$6,499.00	04/03/2002		
				15% - 11489	\$633.65
				CC CRIME LAB	\$357.45
				CDAA	\$64.99
				CONCORD PD	\$3,233.25
				CONTRA COSTA CO DA	\$649.90
				GENERAL FUND	\$1,559.76
01-0199		\$13,874.00	06/12/2002		
				15% - 11489	\$1,352.72
				CC CRIME LAB	\$763.06
				CDAA	\$138.74
				CONTRA COSTA CO DA	\$1,387.40
				GENERAL FUND	\$3,329.76
				TF CENTRAL CC	\$6,902.32
01-0200		\$5,425.00	12/23/2002		
				15% - 11489	\$528.94
				CC CRIME LAB	\$298.37
				CDAA	\$54.25
				CONTRA COSTA CO DA	\$922.25
				GENERAL FUND	\$1,302.00
				TF CENTRAL CC	\$2,319.19



State of California
ASSET FORFEITURE REPORT - 2002

Table 3

Admin. Number	Docket Number	Amount Forfeited	Date Disbursed	Recipient	Amount Disbursed
01-0203		\$970.00	04/16/2002		
				15% - 11489	\$94.58
				CC CRIME LAB	\$53.34
				CDAA	\$9.70
				CONTRA COSTA CO DA	\$97.00
				GENERAL FUND	\$232.80
				WALNUT CREEK PD	\$482.58
01-0204		\$1,267.00	08/13/2002		
				15% - 11489	\$123.53
				CC CRIME LAB	\$69.69
				CDAA	\$12.67
				CONTRA COSTA CO DA	\$190.05
				GENERAL FUND	\$304.08
				TF WEST CC NET-WESTNET	\$566.98
01-0206		\$8,625.00	09/01/2002		
				15% - 11489	\$840.94
				ANTIOCH PD	\$4,032.19
				CC CRIME LAB	\$474.37
				CDAA	\$86.25
				CONTRA COSTA CO DA	\$1,121.25
				GENERAL FUND	\$2,070.00
01-0207		\$914.75	04/18/2002		
				15% - 11489	\$89.19
				CC CRIME LAB	\$50.30
				CDAA	\$9.15
				CONCORD PD	\$455.09
				CONTRA COSTA CO DA	\$91.48
				GENERAL FUND	\$219.54
01-0208		\$2,557.00	07/01/2002		
				15% - 11489	\$249.31
				CC CRIME LAB	\$140.63
				CDAA	\$25.57
				CONTRA COSTA CO DA	\$255.70
				GENERAL FUND	\$613.68
				RICHMOND PD	\$1,272.11
01-0209		\$998.66	07/01/2002		
				15% - 11489	\$97.37
				CC CRIME LAB	\$54.92
				CDAA	\$9.99
				CONTRA COSTA CO DA	\$99.87
				GENERAL FUND	\$239.68



State of California
ASSET FORFEITURE REPORT - 2002

Table 3

Admin. Number	Docket Number	Amount Forfeited	Date Disbursed	Recipient	Amount Disbursed
01-0210		\$1,310.00	07/01/2002	RICHMOND PD	\$496.83
				15% - 11489	\$127.73
				CC CRIME LAB	\$72.04
				CDAA	\$13.10
				CONTRA COSTA CO DA	\$131.00
				GENERAL FUND	\$314.40
02-0001		\$963.60	07/18/2002	RICHMOND PD	\$651.73
				15% - 11489	\$93.95
				ANTIOCH PD	\$479.39
				CC CRIME LAB	\$53.00
				CDAA	\$9.64
				CONTRA COSTA CO DA	\$96.36
02-0002		\$595.00	07/18/2002	GENERAL FUND	\$231.26
				15% - 11489	\$58.01
				ANTIOCH PD	\$296.01
				CC CRIME LAB	\$32.73
				CDAA	\$5.95
				CONTRA COSTA CO DA	\$59.50
02-0003		\$1,735.00	10/18/2002	GENERAL FUND	\$142.80
				15% - 11489	\$169.16
				CC CRIME LAB	\$95.43
				CDAA	\$17.35
				CONTRA COSTA CO DA	\$260.25
				CONTRA COSTA CO SO	\$776.41
02-0004		\$857.00	07/18/2002	GENERAL FUND	\$416.40
				15% - 11489	\$83.56
				ANTIOCH PD	\$426.36
				CC CRIME LAB	\$47.13
				CDAA	\$8.57
				CONTRA COSTA CO DA	\$85.70
02-0005		\$925.00	06/19/2002	GENERAL FUND	\$205.68
				15% - 11489	\$90.19
				CC CRIME LAB	\$50.87
				CDAA	\$9.25
				CONTRA COSTA CO DA	\$92.50



State of California
ASSET FORFEITURE REPORT - 2002

Table 3

Admin. Number	Docket Number	Amount Forfeited	Date Disbursed	Recipient	Amount Disbursed
02-0007		\$886.00	06/10/2002	CONTRA COSTA CO SO	\$460.19
				GENERAL FUND	\$222.00
				15% - 11489	\$86.39
				CC CRIME LAB	\$48.72
				CDAA	\$8.86
				CONTRA COSTA CO DA	\$88.60
02-0008		\$1,784.00	05/22/2002	GENERAL FUND	\$212.64
				MARTINEZ PD	\$440.79
				15% - 11489	\$173.94
				CC CRIME LAB	\$98.12
				CDAA	\$17.84
				CONTRA COSTA CO DA	\$178.40
02-0009		\$165.00	08/13/2002	GENERAL FUND	\$428.16
				PITTSBURG PD	\$887.54
				15% - 11489	\$16.09
				CC CRIME LAB	\$9.06
				CDAA	\$1.65
				CONTRA COSTA CO DA	\$49.30
02-0010		\$2,135.00	11/19/2002	GENERAL FUND	\$39.60
				TF WEST CC NET-WESTNET	\$49.30
				15% - 11489	\$208.16
				CC CRIME LAB	\$117.43
				CDAA	\$21.35
				CONTRA COSTA CO DA	\$213.50
02-0011		\$3,548.00	05/30/2002	GENERAL FUND	\$512.40
				RICHMOND PD	\$1,062.16
				15% - 11489	\$345.93
				CC CRIME LAB	\$195.14
				CDAA	\$35.48
				CONCORD PD	\$1,587.73
02-0012		\$508.00	05/20/2002	CONTRA COSTA CO DA	\$532.20
				GENERAL FUND	\$851.52
				15% - 11489	\$49.53
				CC CRIME LAB	\$27.94
				CDAA	\$5.08



State of California
ASSET FORFEITURE REPORT - 2002

Table 3

Admin. Number	Docket Number	Amount Forfeited	Date Disbursed	Recipient	Amount Disbursed
				CONTRA COSTA CO DA	\$101.60
				GENERAL FUND	\$121.92
				TF WEST CC NET-WESTNET	\$201.93
02-0013		\$8,179.00	07/18/2002		
				15% - 11489	\$797.45
				ANTIOCH PD	\$3,823.68
				CC CRIME LAB	\$449.85
				CDAA	\$81.79
				CONTRA COSTA CO DA	\$1,063.27
				GENERAL FUND	\$1,962.96
02-0014		\$835.00	06/03/2002		
				15% - 11489	\$81.41
				CC CRIME LAB	\$45.93
				CDAA	\$8.35
				CONTRA COSTA CO DA	\$83.50
				GENERAL FUND	\$200.40
				TF WEST CC NET-WESTNET	\$415.41
02-0015		\$555.00	07/23/2002		
				15% - 11489	\$54.11
				CC CRIME LAB	\$30.53
				CDAA	\$5.55
				CONTRA COSTA CO DA	\$55.50
				GENERAL FUND	\$133.20
				PITTSBURG PD	\$276.11
02-0016		\$536.00	07/18/2002		
				15% - 11489	\$52.26
				CC CRIME LAB	\$29.48
				CDAA	\$5.36
				CONTRA COSTA CO DA	\$53.60
				GENERAL FUND	\$128.64
				PITTSBURG PD	\$266.66
02-0017		\$1,273.00	07/18/2002		
				15% - 11489	\$124.12
				CC CRIME LAB	\$70.01
				CDAA	\$12.73
				CONTRA COSTA CO DA	\$127.30
				GENERAL FUND	\$305.52
				PITTSBURG PD	\$633.32
02-0020		\$14,389.00	10/24/2002		
				15% - 11489	\$1,402.93
				CC CRIME LAB	\$791.39



State of California
ASSET FORFEITURE REPORT - 2002

Table 3

Admin. Number	Docket Number	Amount Forfeited	Date Disbursed	Recipient	Amount Disbursed
				CDAA	\$143.89
				CONTRA COSTA CO DA	\$2,158.35
				GENERAL FUND	\$3,453.36
				PITTSBURG PD	\$6,439.08
02-0023		\$5,015.00	06/19/2002		
				15% - 11489	\$488.96
				CC CRIME LAB	\$275.83
				CDAA	\$50.15
				CONTRA COSTA CO DA	\$501.50
				CONTRA COSTA CO SO	\$2,494.96
				GENERAL FUND	\$1,203.60
02-0024		\$1,576.38	08/22/2002		
				15% - 11489	\$153.70
				BNE-SAN FRANCISCO	\$280.37
				CC CRIME LAB	\$86.70
				CDAA	\$15.76
				CHP-REDWOOD CITY	\$503.88
				CONTRA COSTA CO DA	\$157.64
				GENERAL FUND	\$378.33
02-0025		\$2,862.00	07/18/2002		
				15% - 11489	\$279.05
				ANTIOCH PD	\$1,423.85
				CC CRIME LAB	\$157.40
				CDAA	\$28.62
				CONTRA COSTA CO DA	\$286.20
				GENERAL FUND	\$686.88
02-0026		\$4,383.00	07/18/2002		
				15% - 11489	\$427.34
				CC CRIME LAB	\$241.07
				CDAA	\$43.83
				CONTRA COSTA CO DA	\$438.30
				GENERAL FUND	\$1,051.92
				PITTSBURG PD	\$2,180.54
02-0028		\$675.00	09/11/2002		
				15% - 11489	\$65.81
				CC CRIME LAB	\$37.13
				CDAA	\$6.75
				CONTRA COSTA CO DA	\$67.50
				CONTRA COSTA CO SO	\$335.81
				GENERAL FUND	\$162.00



State of California
ASSET FORFEITURE REPORT - 2002

Table 3

Admin. Number	Docket Number	Amount Forfeited	Date Disbursed	Recipient	Amount Disbursed
02-0029		\$6,193.00	09/11/2002	15% - 11489	\$603.82
				CC CRIME LAB	\$340.61
				CDAA	\$61.93
				CONTRA COSTA CO DA	\$990.88
				CONTRA COSTA CO SO	\$2,709.44
				GENERAL FUND	\$1,486.32
02-0031		\$465.00	09/11/2002	15% - 11489	\$45.34
				CC CRIME LAB	\$25.57
				CDAA	\$4.65
				CONTRA COSTA CO DA	\$46.50
				CONTRA COSTA CO SO	\$231.34
				GENERAL FUND	\$111.60
02-0032		\$1,055.00	09/11/2002	15% - 11489	\$102.86
				CC CRIME LAB	\$58.03
				CDAA	\$10.55
				CONTRA COSTA CO DA	\$105.50
				CONTRA COSTA CO SO	\$524.86
				GENERAL FUND	\$253.20
02-0033		\$1,346.56	07/11/2002	15% - 11489	\$131.29
				CC CRIME LAB	\$74.06
				CDAA	\$13.47
				CONTRA COSTA CO DA	\$134.66
				GENERAL FUND	\$323.17
				TF CENTRAL CC	\$669.91
02-0034		\$1,360.43	07/18/2002	15% - 11489	\$132.64
				ANTIOCH PD	\$676.81
				CC CRIME LAB	\$74.82
				CDAA	\$13.60
				CONTRA COSTA CO DA	\$136.06
				GENERAL FUND	\$326.50
02-0035		\$575.00	07/18/2002	15% - 11489	\$56.06
				ANTIOCH PD	\$286.06
				CC CRIME LAB	\$31.63
				CDAA	\$5.75
				CONTRA COSTA CO DA	\$57.50



State of California
ASSET FORFEITURE REPORT - 2002

Table 3

Admin. Number	Docket Number	Amount Forfeited	Date Disbursed	Recipient	Amount Disbursed
02-0036		\$565.00	07/18/2002	GENERAL FUND	\$138.00
				15% - 11489	\$55.09
				ANTIOCH PD	\$281.09
				CC CRIME LAB	\$31.07
				CDAA	\$5.65
				CONTRA COSTA CO DA	\$56.50
02-0037		\$2,860.00	07/18/2002	GENERAL FUND	\$135.60
				15% - 11489	\$278.85
				ANTIOCH PD	\$1,422.85
				CC CRIME LAB	\$157.30
				CDAA	\$28.60
				CONTRA COSTA CO DA	\$286.00
02-0038		\$3,250.00	07/18/2002	GENERAL FUND	\$686.40
				15% - 11489	\$316.88
				ANTIOCH PD	\$1,616.88
				CC CRIME LAB	\$178.74
				CDAA	\$32.50
				CONTRA COSTA CO DA	\$325.00
02-0039		\$432.18	08/19/2002	GENERAL FUND	\$780.00
				15% - 11489	\$42.14
				CC CRIME LAB	\$23.77
				CDAA	\$4.32
				CONTRA COSTA CO DA	\$43.22
				GENERAL FUND	\$103.72
02-0041		\$285.00	08/19/2002	SAN PABLO PD	\$215.01
				15% - 11489	\$27.79
				CC CRIME LAB	\$15.66
				CDAA	\$2.85
				CONTRA COSTA CO DA	\$85.15
				GENERAL FUND	\$68.40
02-0042		\$1,313.00	07/18/2002	MARTINEZ PD	\$85.15
				15% - 11489	\$128.02
				CC CRIME LAB	\$72.21
				CDAA	\$13.13
				CONTRA COSTA CO DA	\$131.30



State of California
ASSET FORFEITURE REPORT - 2002

Table 3

Admin. Number	Docket Number	Amount Forfeited	Date Disbursed	Recipient	Amount Disbursed				
02-0043		\$13,754.72	11/26/2002	GENERAL FUND	\$315.12				
				PITTSBURG PD	\$653.22				
				15% - 11489	\$1,341.08				
				BNE-SAN FRANCISCO	\$2,711.11				
				CC DA INVESTIGATIONS	\$701.25				
				CDAA	\$137.55				
				CONTRA COSTA CO DA	\$2,056.35				
				DEA	\$701.25				
				GENERAL FUND	\$3,301.13				
				SONOMA COUNTY NTF	\$701.25				
02-0045		\$263.99	07/18/2002	TF WEST CC NET-WESTNET	\$2,103.75				
				15% - 11489	\$25.74				
				ANTIOCH PD	\$78.87				
				CC CRIME LAB	\$14.51				
				CDAA	\$2.64				
				CONTRA COSTA CO DA	\$78.87				
				GENERAL FUND	\$63.36				
				02-0046		\$6,160.35	07/18/2002	15% - 11489	\$600.63
								ANTIOCH PD	\$2,695.15
								CC CRIME LAB	\$338.82
CDAA	\$61.60								
CONTRA COSTA CO DA	\$985.67								
GENERAL FUND	\$1,478.48								
02-0047		\$1,280.00	08/19/2002					15% - 11489	\$124.80
								CC CRIME LAB	\$70.40
								CDAA	\$12.80
								CONTRA COSTA CO DA	\$128.00
				GENERAL FUND	\$307.20				
				02-0049		\$449.85	07/12/2002	MARTINEZ PD	\$636.80
								15% - 11489	\$43.86
								CC CRIME LAB	\$24.74
								CDAA	\$4.50
								CONCORD PD	\$223.80
CONTRA COSTA CO DA	\$44.99								
GENERAL FUND	\$107.96								



State of California
ASSET FORFEITURE REPORT - 2002

Table 3

Admin. Number	Docket Number	Amount Forfeited	Date Disbursed	Recipient	Amount Disbursed
02-0050		\$2,325.00	09/11/2002	15% - 11489	\$226.69
				CC CRIME LAB	\$127.87
				CDAA	\$23.25
				CONTRA COSTA CO DA	\$232.50
				CONTRA COSTA CO SO	\$1,156.69
				GENERAL FUND	\$558.00
02-0052		\$1,540.23	08/13/2002	15% - 11489	\$150.17
				CC CRIME LAB	\$84.71
				CDAA	\$15.40
				CONTRA COSTA CO DA	\$154.03
				GENERAL FUND	\$369.66
				SAN PABLO PD	\$766.26
02-0052A		\$1,689.50	11/25/2002	15% - 11489	\$164.73
				CC CRIME LAB	\$92.91
				CDAA	\$16.90
				CONTRA COSTA CO DA	\$168.95
				GENERAL FUND	\$405.48
				SAN PABLO PD	\$840.53
02-0055		\$1,148.00	08/07/2002	15% - 11489	\$111.93
				CC CRIME LAB	\$63.14
				CDAA	\$11.48
				CONTRA COSTA CO DA	\$114.80
				GENERAL FUND	\$275.52
				PITTSBURG PD	\$571.13
02-0057		\$367.00	09/11/2002	15% - 11489	\$35.78
				CC CRIME LAB	\$20.19
				CDAA	\$3.67
				CONTRA COSTA CO DA	\$36.70
				CONTRA COSTA CO SO	\$182.58
				GENERAL FUND	\$88.08
02-0058		\$555.00	09/11/2002	15% - 11489	\$54.11
				CC CRIME LAB	\$30.53
				CDAA	\$5.55
				CONTRA COSTA CO DA	\$55.50
				CONTRA COSTA CO SO	\$276.11



State of California
ASSET FORFEITURE REPORT - 2002

Table 3

Admin. Number	Docket Number	Amount Forfeited	Date Disbursed	Recipient	Amount Disbursed
02-0059		\$435.00	09/11/2002	GENERAL FUND	\$133.20
				15% - 11489	\$42.41
				CC CRIME LAB	\$23.93
				CDAA	\$4.35
				CONTRA COSTA CO DA	\$43.50
				CONTRA COSTA CO SO	\$216.41
02-0060		\$767.00	09/11/2002	GENERAL FUND	\$104.40
				15% - 11489	\$74.78
				CC CRIME LAB	\$42.19
				CDAA	\$7.67
				CONTRA COSTA CO DA	\$76.70
				CONTRA COSTA CO SO	\$381.58
02-0061		\$1,672.00	09/19/2002	GENERAL FUND	\$184.08
				15% - 11489	\$163.02
				CC CRIME LAB	\$91.96
				CDAA	\$16.72
				CONTRA COSTA CO DA	\$167.20
				GENERAL FUND	\$401.28
02-0062		\$1,246.00	08/08/2002	TF CENTRAL CC	\$831.82
				15% - 11489	\$121.49
				CC CRIME LAB	\$68.52
				CDAA	\$12.46
				CONCORD PD	\$619.89
				CONTRA COSTA CO DA	\$124.60
02-0063		\$625.00	08/19/2002	GENERAL FUND	\$299.04
				15% - 11489	\$60.94
				CC CRIME LAB	\$34.37
				CDAA	\$6.25
				CONTRA COSTA CO DA	\$62.50
				GENERAL FUND	\$150.00
02-0064		\$915.00	08/07/2002	MARTINEZ PD	\$310.94
				15% - 11489	\$89.21
				ANTIOCH PD	\$455.21
				CC CRIME LAB	\$50.33
				CDAA	\$9.15



State of California
ASSET FORFEITURE REPORT - 2002

Table 3

Admin. Number	Docket Number	Amount Forfeited	Date Disbursed	Recipient	Amount Disbursed
02-0065		\$1,562.00	08/07/2002	CONTRA COSTA CO DA	\$91.50
				GENERAL FUND	\$219.60
				15% - 11489	\$152.30
				ANTIOCH PD	\$777.10
				CC CRIME LAB	\$85.90
				CDAA	\$15.62
02-0066		\$897.00	09/19/2002	CONTRA COSTA CO DA	\$156.20
				GENERAL FUND	\$374.88
				15% - 11489	\$87.46
				CC CRIME LAB	\$49.32
				CDAA	\$8.97
				CHP-CONTRA COSTA	\$111.57
02-0067		\$458.00	08/13/2002	CONTRA COSTA CO DA	\$89.70
				GENERAL FUND	\$215.28
				TF CENTRAL CC	\$334.70
				15% - 11489	\$44.66
				CC CRIME LAB	\$25.18
				CDAA	\$4.58
02-0072		\$579.00	09/01/2002	CONTRA COSTA CO DA	\$45.80
				GENERAL FUND	\$109.92
				SAN PABLO PD	\$227.86
				15% - 11489	\$56.45
				CC CRIME LAB	\$31.85
				CDAA	\$5.79
02-0073		\$1,945.00	09/01/2002	CONTRA COSTA CO DA	\$57.90
				GENERAL FUND	\$138.96
				PITTSBURG PD	\$288.05
				15% - 11489	\$189.64
				CC CRIME LAB	\$106.97
				CDAA	\$19.45
02-0074		\$1,225.00	10/24/2002	CONTRA COSTA CO DA	\$194.50
				GENERAL FUND	\$466.80
				PITTSBURG PD	\$967.64
				15% - 11489	\$119.44
				CC CRIME LAB	\$46.62



State of California
ASSET FORFEITURE REPORT - 2002

Table 3

Admin. Number	Docket Number	Amount Forfeited	Date Disbursed	Recipient	Amount Disbursed
				CDA	\$12.25
				CONTRA COSTA CO DA	\$0.00
				GENERAL FUND	\$294.00
				PITTSBURG PD	\$752.69
02-0075		\$7,010.00	09/01/2002		
				15% - 11489	\$683.48
				CC CRIME LAB	\$385.54
				CDA	\$70.10
				CONTRA COSTA CO DA	\$701.00
				GENERAL FUND	\$1,682.40
				PITTSBURG PD	\$3,487.48
02-0076		\$1,269.00	10/24/2002		
				15% - 11489	\$123.73
				CC CRIME LAB	\$90.54
				CDA	\$12.69
				CONTRA COSTA CO DA	\$106.15
				GENERAL FUND	\$304.56
				PITTSBURG PD	\$631.33
02-0077		\$925.00	09/01/2002		
				15% - 11489	\$90.19
				CC CRIME LAB	\$50.87
				CDA	\$9.25
				CONTRA COSTA CO DA	\$92.50
				GENERAL FUND	\$222.00
				PITTSBURG PD	\$460.19
02-0078		\$1,772.00	09/01/2002		
				15% - 11489	\$172.77
				CC CRIME LAB	\$97.46
				CDA	\$17.72
				CONTRA COSTA CO DA	\$177.20
				GENERAL FUND	\$425.28
				PITTSBURG PD	\$881.57
02-0079		\$978.00	12/10/2002		
				15% - 11489	\$95.36
				CC CRIME LAB	\$53.78
				CDA	\$9.78
				CONTRA COSTA CO DA	\$97.80
				GENERAL FUND	\$234.72
				PITTSBURG PD	\$486.56
02-0080		\$1,515.00	09/01/2002		
				15% - 11489	\$147.71



State of California
ASSET FORFEITURE REPORT - 2002

Table 3

Admin. Number	Docket Number	Amount Forfeited	Date Disbursed	Recipient	Amount Disbursed
				CC CRIME LAB	\$83.33
				CDAA	\$15.15
				CONTRA COSTA CO DA	\$151.50
				GENERAL FUND	\$363.60
				PITTSBURG PD	\$753.71
02-0081		\$1,455.00	09/01/2002		
				15% - 11489	\$141.86
				CC CRIME LAB	\$80.03
				CDAA	\$14.55
				CONTRA COSTA CO DA	\$145.50
				GENERAL FUND	\$349.20
				PITTSBURG PD	\$723.86
02-0082		\$7,525.00	08/22/2002		
				15% - 11489	\$733.69
				CC CRIME LAB	\$413.87
				CDAA	\$75.25
				CONTRA COSTA CO DA	\$752.50
				GENERAL FUND	\$1,806.00
				TF WEST CC NET-WESTNET	\$3,743.69
02-0083		\$1,327.00	10/18/2002		
				15% - 11489	\$129.38
				CC CRIME LAB	\$72.99
				CDAA	\$13.27
				CONTRA COSTA CO DA	\$132.70
				GENERAL FUND	\$318.48
				WALNUT CREEK PD	\$660.18
02-0084		\$5,280.00	09/27/2002		
				15% - 11489	\$514.80
				CC CRIME LAB	\$290.40
				CDAA	\$52.80
				CONTRA COSTA CO DA	\$844.80
				GENERAL FUND	\$1,267.20
				TF WEST CC NET-WESTNET	\$2,310.00
02-0085		\$926.00	09/27/2002		
				15% - 11489	\$90.29
				CC CRIME LAB	\$50.92
				CDAA	\$9.26
				CONCORD PD	\$460.69
				CONTRA COSTA CO DA	\$92.60
				GENERAL FUND	\$222.24



State of California
ASSET FORFEITURE REPORT - 2002

Table 3

Admin. Number	Docket Number	Amount Forfeited	Date Disbursed	Recipient	Amount Disbursed
02-0087		\$660.00	10/18/2002		
				15% - 11489	\$64.35
				ANTIOCH PD	\$295.35
				CC CRIME LAB	\$36.30
				CDAA	\$6.60
				CONTRA COSTA CO DA	\$99.00
				GENERAL FUND	\$158.40
02-0088		\$672.00	09/27/2002		
				15% - 11489	\$65.52
				CC CRIME LAB	\$36.96
				CDAA	\$6.72
				CONTRA COSTA CO DA	\$67.20
				GENERAL FUND	\$161.28
				TF WEST CC NET-WESTNET	\$334.32
02-0089		\$545.00	09/27/2002		
				15% - 11489	\$53.14
				CC CRIME LAB	\$29.97
				CDAA	\$5.45
				CONTRA COSTA CO DA	\$54.50
				GENERAL FUND	\$130.80
				TF WEST CC NET-WESTNET	\$271.14
02-0090		\$6,264.00	11/21/2002		
				15% - 11489	\$610.74
				CC CRIME LAB	\$344.52
				CDAA	\$62.64
				CONTRA COSTA CO DA	\$814.32
				GENERAL FUND	\$1,503.36
				SAN PABLO PD	\$2,928.42
02-0091		\$3,310.48	10/24/2002		
				15% - 11489	\$322.77
				CC CRIME LAB	\$182.08
				CDAA	\$33.10
				CONTRA COSTA CO DA	\$430.36
				GENERAL FUND	\$794.52
				PITTSBURG PD	\$1,547.65
02-0094		\$477.00	10/18/2002		
				15% - 11489	\$46.51
				ANTIOCH PD	\$237.31
				CC CRIME LAB	\$26.23
				CDAA	\$4.77
				CONTRA COSTA CO DA	\$47.70



State of California
ASSET FORFEITURE REPORT - 2002

Table 3

Admin. Number	Docket Number	Amount Forfeited	Date Disbursed	Recipient	Amount Disbursed
02-0096		\$1,353.00	12/23/2002	GENERAL FUND	\$114.48
				15% - 11489	\$131.92
				CC CRIME LAB	\$74.41
				CDA A	\$13.53
				CONTRA COSTA CO DA	\$135.30
				GENERAL FUND	\$324.72
				TF CENTRAL CC	\$673.12
02-0097		\$4,325.00	10/02/2002	15% - 11489	\$421.69
				CC CRIME LAB	\$237.87
				CDA A	\$43.25
				CONTRA COSTA CO DA	\$432.50
				GENERAL FUND	\$1,038.00
				MARTINEZ PD	\$2,151.69
				02-0098	
CC CRIME LAB	\$144.37				
CDA A	\$26.25				
CONTRA COSTA CO DA	\$367.50				
GENERAL FUND	\$630.00				
TF WEST CC NET-WESTNET	\$1,200.94				
02-0100		\$1,647.00	10/18/2002		
				CC CRIME LAB	\$90.59
				CDA A	\$16.47
				CONTRA COSTA CO DA	\$164.70
				GENERAL FUND	\$395.28
				WALNUT CREEK PD	\$819.38
				02-0102	
CC CRIME LAB	\$46.59				
CDA A	\$8.47				
CONCORD PD	\$421.38				
CONTRA COSTA CO DA	\$84.70				
GENERAL FUND	\$203.28				
02-0103		\$411.00	10/07/2002		
				CC CRIME LAB	\$22.61
				CDA A	\$4.11
				CONCORD PD	\$126.38



State of California
ASSET FORFEITURE REPORT - 2002

Table 3

Admin. Number	Docket Number	Amount Forfeited	Date Disbursed	Recipient	Amount Disbursed
02-0104		\$1,426.00	10/07/2002	CONTRA COSTA CO DA	\$119.19
				GENERAL FUND	\$98.64
				15% - 11489	\$139.04
				CC CRIME LAB	\$78.42
				CDAA	\$14.26
				CONCORD PD	\$709.44
02-0106		\$20,725.00	10/18/2002	CONTRA COSTA CO DA	\$142.60
				GENERAL FUND	\$342.24
				15% - 11489	\$2,020.69
				CC CRIME LAB	\$1,139.87
				CDAA	\$207.25
				CONTRA COSTA CO DA	\$2,694.25
02-0107		\$2,175.00	10/18/2002	CONTRA COSTA CO SO	\$9,688.94
				GENERAL FUND	\$4,974.00
				15% - 11489	\$212.06
				CC CRIME LAB	\$119.63
				CDAA	\$21.75
				CONTRA COSTA CO DA	\$217.50
02-0108		\$485.00	10/30/2002	CONTRA COSTA CO SO	\$1,082.06
				GENERAL FUND	\$522.00
				15% - 11489	\$47.29
				CC CRIME LAB	\$26.67
				CDAA	\$4.85
				CONTRA COSTA CO DA	\$48.50
02-0111		\$623.00	10/30/2002	GENERAL FUND	\$116.40
				RICHMOND PD	\$241.29
				15% - 11489	\$60.74
				CC CRIME LAB	\$34.27
				CDAA	\$6.23
				CONTRA COSTA CO DA	\$62.30
02-0112		\$976.00	10/30/2002	GENERAL FUND	\$149.52
				RICHMOND PD	\$309.94
				15% - 11489	\$95.16
				CC CRIME LAB	\$53.68
				CDAA	\$9.76



State of California
ASSET FORFEITURE REPORT - 2002

Table 3

Admin. Number	Docket Number	Amount Forfeited	Date Disbursed	Recipient	Amount Disbursed
				CONTRA COSTA CO DA	\$97.60
				GENERAL FUND	\$234.24
				RICHMOND PD	\$485.56
02-0117		\$1,381.00	10/18/2002	15% - 11489	\$134.65
				CC CRIME LAB	\$75.95
				CDAA	\$13.81
				CONTRA COSTA CO DA	\$138.10
				CONTRA COSTA CO SO	\$687.05
				GENERAL FUND	\$331.44
02-0118		\$10,481.00	12/23/2002	15% - 11489	\$1,021.90
				CC CRIME LAB	\$576.44
				CDAA	\$104.81
				CHP-CONTRA COSTA	\$1,303.58
				CONTRA COSTA CO DA	\$1,048.10
				GENERAL FUND	\$2,515.44
				TF CENTRAL CC	\$3,910.73
02-0119		\$4,979.00	10/30/2002	15% - 11489	\$485.45
				CC CRIME LAB	\$273.85
				CDAA	\$49.79
				CONTRA COSTA CO DA	\$647.27
				GENERAL FUND	\$1,194.96
				RICHMOND PD	\$2,327.68
02-0120		\$1,495.00	10/30/2002	15% - 11489	\$145.76
				CC CRIME LAB	\$82.23
				CDAA	\$14.95
				CONTRA COSTA CO DA	\$154.47
				GENERAL FUND	\$358.80
				RICHMOND PD	\$738.79
02-0121		\$4,195.00	10/18/2002	15% - 11489	\$409.01
				CC CRIME LAB	\$230.73
				CDAA	\$41.95
				CONTRA COSTA CO DA	\$419.50
				CONTRA COSTA CO SO	\$2,087.01
				GENERAL FUND	\$1,006.80
02-0124		\$10,080.00	12/04/2002	15% - 11489	\$982.80



State of California
ASSET FORFEITURE REPORT - 2002

Table 3

Admin. Number	Docket Number	Amount Forfeited	Date Disbursed	Recipient	Amount Disbursed
				ANTIOCH PD	\$4,611.60
				CC CRIME LAB	\$554.40
				CDAA	\$100.80
				CONTRA COSTA CO DA	\$1,411.20
				GENERAL FUND	\$2,419.20
02-0125		\$2,925.00	12/04/2002		
				15% - 11489	\$285.19
				ANTIOCH PD	\$1,455.19
				CC CRIME LAB	\$160.87
				CDAA	\$29.25
				CONTRA COSTA CO DA	\$292.50
				GENERAL FUND	\$702.00
02-0127		\$221.50	11/25/2002		
				15% - 11489	\$21.60
				CC CRIME LAB	\$12.17
				CDAA	\$2.22
				CONTRA COSTA CO DA	\$35.44
				CONTRA COSTA CO SO	\$96.91
				GENERAL FUND	\$53.16
02-0128		\$850.00	12/13/2002		
				15% - 11489	\$82.88
				CC CRIME LAB	\$46.74
				CDAA	\$8.50
				CONTRA COSTA CO DA	\$85.00
				CONTRA COSTA CO SO	\$422.88
				GENERAL FUND	\$204.00
02-0129		\$521.00	11/21/2002		
				15% - 11489	\$50.80
				CC CRIME LAB	\$28.65
				CDAA	\$5.21
				CONTRA COSTA CO DA	\$52.10
				GENERAL FUND	\$125.04
				MARTINEZ PD	\$259.20
02-0131		\$13,930.00	11/19/2002		
				15% - 11489	\$1,358.18
				CC CRIME LAB	\$766.14
				CDAA	\$139.30
				CONTRA COSTA CO DA	\$1,810.90
				GENERAL FUND	\$3,343.20
				PLEASANT HILL PD	\$6,512.28



State of California
ASSET FORFEITURE REPORT - 2002

Table 3

Admin. Number	Docket Number	Amount Forfeited	Date Disbursed	Recipient	Amount Disbursed
02-0132		\$3,066.00	12/10/2002	15% - 11489	\$298.94
				CC CRIME LAB	\$168.62
				CDAA	\$30.66
				CONCORD PD	\$1,525.34
				CONTRA COSTA CO DA	\$306.60
				GENERAL FUND	\$735.84
02-0133		\$633.00	12/01/2002	15% - 11489	\$61.72
				CC CRIME LAB	\$34.81
				CDAA	\$6.33
				CONTRA COSTA CO DA	\$82.29
				GENERAL FUND	\$151.92
				TF WEST CC NET-WESTNET	\$295.93
02-0134		\$1,221.00	12/13/2002	15% - 11489	\$119.05
				CC CRIME LAB	\$67.15
				CDAA	\$12.21
				CONTRA COSTA CO DA	\$122.10
				CONTRA COSTA CO SO	\$607.45
				GENERAL FUND	\$293.04
02-0135		\$984.00	12/13/2002	15% - 11489	\$95.94
				CC CRIME LAB	\$54.12
				CDAA	\$9.84
				CONTRA COSTA CO DA	\$98.40
				CONTRA COSTA CO SO	\$489.54
				GENERAL FUND	\$236.16
02-0136		\$4,525.00	12/13/2002	15% - 11489	\$441.19
				CC CRIME LAB	\$248.87
				CDAA	\$45.25
				CONTRA COSTA CO DA	\$588.25
				CONTRA COSTA CO SO	\$2,115.44
				GENERAL FUND	\$1,086.00
02-0140		\$1,433.70	12/04/2002	15% - 11489	\$139.79
				ANTIOCH PD	\$655.92
				CC CRIME LAB	\$78.84
				CDAA	\$14.34
				CONTRA COSTA CO DA	\$200.72



State of California
ASSET FORFEITURE REPORT - 2002

Table 3

Admin. Number	Docket Number	Amount Forfeited	Date Disbursed	Recipient	Amount Disbursed
99-0185		\$2,547.00	10/18/2002	GENERAL FUND	\$344.09
				15% - 11489	\$248.33
				CC CRIME LAB	\$140.09
				CDAA	\$25.47
				CONTRA COSTA CO DA	\$458.46
				GENERAL FUND	\$611.28
				MARTINEZ PD	\$1,063.37
Total for Contra Costa County:					\$1,134,644.08



State of California
ASSET FORFEITURE REPORT - 2002

Table 3

Admin. Number	Docket Number	Amount Forfeited	Date Disbursed	Recipient	Amount Disbursed
<i>EL DORADO</i>					
99-053		\$455.13	01/01/2002		
				CDA A	\$0.00
				EL DORADO CO DA	\$0.00
				GENERAL FUND	\$0.00
				OTHER	\$455.13
AFP-132		\$2,275.04	01/01/2002		
				CDA A	\$0.00
				EL DORADO CO DA	\$455.01
				EL DORADO CO SO	\$1,321.80
				GENERAL FUND	\$227.50
				PLACERVILLE PD	\$270.73
LT-01-067		\$1,221.66	01/01/2002		
				CDA A	\$12.22
				CHP	\$794.07
				EL DORADO CO DA	\$122.17
				GENERAL FUND	\$293.20
LT-95-026		\$3,285.81	01/01/2002		
				CDA A	\$32.86
				EL DORADO CO DA	\$328.58
				GENERAL FUND	\$788.59
				TF SOUTH LAKE	\$2,135.78
LT98-111		\$581.39	01/01/2002		
				CDA A	\$5.81
				EL DORADO CO DA	\$58.14
				GENERAL FUND	\$139.53
				TF SOUTH LAKE	\$377.91
Total for El Dorado County:					\$7,819.03



State of California
ASSET FORFEITURE REPORT - 2002

Table 3

Admin. Number	Docket Number	Amount Forfeited	Date Disbursed	Recipient	Amount Disbursed
FRESNO					
FR2001-00109		\$4,771.95	08/26/2002		
				CA DOJ-BNE FRESNO	\$3,130.71
				CDAA	\$47.75
				FRESNO CO DA	\$447.50
				GENERAL FUND	\$1,145.99
FR2002-00046		\$5,109.50	09/13/2002		
				CA DOJ-BNE FRESNO	\$2,043.79
				CDAA	\$51.10
				FRESNO CO DA	\$510.95
				FRESNO CO SO	\$1,277.38
				GENERAL FUND	\$1,226.28
Total for Fresno County:					\$9,881.45



State of California
ASSET FORFEITURE REPORT - 2002

Table 3

Admin. Number	Docket Number	Amount Forfeited	Date Disbursed	Recipient	Amount Disbursed
GLENN					
00-1		\$289.50	11/22/2002	15% - 11489	\$28.23
				CDAA	\$2.89
				CHP-WILLOWS	\$47.04
				GENERAL FUND	\$69.48
				GLENN CO DA	\$28.95
				TF TAGMET	\$112.91
99-1		\$5,069.00	11/22/2002	15% - 11489	\$494.23
				CDAA	\$50.69
				GENERAL FUND	\$1,216.56
				GLENN CO DA	\$506.90
				TF TAGMET	\$2,800.62
99-2	99CV00016	\$397.00	11/26/2002	15% - 11489	\$38.70
				CDAA	\$3.97
				CHP-WILLOWS	\$64.51
				GENERAL FUND	\$95.28
				GLENN CO DA	\$39.70
				TF TAGMET	\$154.84
Total for Glenn County:					\$5,755.50



State of California
ASSET FORFEITURE REPORT - 2002

Table 3

Admin. Number	Docket Number	Amount Forfeited	Date Disbursed	Recipient	Amount Disbursed
HUMBOLDT					
00-F-04	00-2310	\$1,299.91	05/13/2002		
				CDA A	\$13.00
				GENERAL FUND	\$311.98
				HUMBOLDT CO DA	\$129.99
				HUMBOLDT CO SO	\$844.94
00-F-05	HC00-018-F	\$8,703.98	09/24/2002		
				CDA A	\$87.04
				CHP-GARBERVILLE	\$1,018.26
				GENERAL FUND	\$2,088.96
				HUMBOLDT CO DA	\$870.40
				TF HUMBOLDT CO	\$4,639.32
00-F-21	00-9742	\$1,293.40	08/19/2002		
				CDA A	\$12.93
				GENERAL FUND	\$310.42
				HUMBOLDT CO DA	\$129.34
				HUMBOLDT CO SO	\$840.71
00-F-25	HC00-145-F	\$5,454.21	03/27/2002		
				CDA A	\$54.54
				CHP-GARBERVILLE	\$886.31
				GENERAL FUND	\$1,309.01
				HUMBOLDT CO DA	\$545.42
				TF HUMBOLDT CO	\$2,658.93
01-F-01	CV010113	\$3,805.17	02/14/2002		
				CDA A	\$38.05
				CHP-GARBERVILLE	\$618.34
				GENERAL FUND	\$913.24
				HUMBOLDT CO DA	\$380.52
				TF HUMBOLDT CO	\$1,855.02
01-F-09		\$1,939.46	07/29/2002		
				CDA A	\$19.39
				GENERAL FUND	\$465.47
				HUMBOLDT CO DA	\$193.95
				TF HUMBOLDT CO	\$1,260.65
01-F-11		\$2,418.06	10/04/2002		
				CDA A	\$24.18
				GENERAL FUND	\$580.33
				HUMBOLDT CO DA	\$241.81
				TF HUMBOLDT CO	\$1,571.74
01-F-12		\$7,461.09	01/16/2002		
				CDA A	\$74.61



State of California
ASSET FORFEITURE REPORT - 2002

Table 3

Admin. Number	Docket Number	Amount Forfeited	Date Disbursed	Recipient	Amount Disbursed
				CHP-GARBERVILLE	\$1,212.43
				GENERAL FUND	\$1,790.66
				HUMBOLDT CO DA	\$746.11
				TF HUMBOLDT CO	\$3,637.28
01-F-13	CV010228	\$12,406.35	06/04/2002		
				CDA A	\$124.06
				CHP-HUMBOLDT AREA	\$2,016.03
				GENERAL FUND	\$2,977.52
				HUMBOLDT CO DA	\$1,240.64
				TF HUMBOLDT CO	\$6,048.10
01-F-14	CV010190	\$11,483.49	10/04/2002		
				CDA A	\$114.83
				GENERAL FUND	\$2,756.04
				HUMBOLDT CO DA	\$1,148.35
				TF HUMBOLDT CO	\$7,464.27
01-F-23		\$778.29	01/16/2002		
				CDA A	\$7.78
				GENERAL FUND	\$186.79
				HUMBOLDT CO DA	\$77.83
				TF HUMBOLDT CO	\$505.89
01-F-26		\$1,582.84	01/16/2002		
				CDA A	\$15.83
				GENERAL FUND	\$379.88
				HUMBOLDT CO DA	\$158.28
				TF HUMBOLDT CO	\$1,028.85
01-F-27		\$558.13	01/16/2002		
				CDA A	\$5.58
				GENERAL FUND	\$133.95
				HUMBOLDT CO DA	\$55.81
				TF HUMBOLDT CO	\$362.79
01-F-29		\$6,200.38	04/01/2002		
				CDA A	\$62.00
				GENERAL FUND	\$1,488.09
				HUMBOLDT CO DA	\$620.04
				TF HUMBOLDT CO	\$4,030.25
01-F-30	CV010723	\$3,193.75	03/04/2002		
				CDA A	\$31.94
				GENERAL FUND	\$766.50
				HUMBOLDT CO DA	\$319.38
				TF HUMBOLDT CO	\$2,075.93



State of California
ASSET FORFEITURE REPORT - 2002

Table 3

Admin. Number	Docket Number	Amount Forfeited	Date Disbursed	Recipient	Amount Disbursed
01-F-36	CV010905	\$5,187.08	06/04/2002	CDAA	\$51.87
				GENERAL FUND	\$1,244.90
				HUMBOLDT CO DA	\$518.71
				HUMBOLDT CO SO	\$3,371.60
01-F-37	CV0108663	\$716.13	01/16/2002	CDAA	\$7.16
				GENERAL FUND	\$171.87
				HUMBOLDT CO DA	\$71.61
				TF HUMBOLDT CO	\$465.49
01-F-38		\$1,430.15	03/04/2002	CDAA	\$14.30
				GENERAL FUND	\$343.24
				HUMBOLDT CO DA	\$143.02
				TF HUMBOLDT CO	\$929.59
01-F-40		\$1,626.46	03/27/2002	CDAA	\$16.26
				GENERAL FUND	\$390.35
				HUMBOLDT CO DA	\$162.65
				TF HUMBOLDT CO	\$1,057.20
01-F-41		\$5,306.23	03/27/2002	CDAA	\$53.06
				GENERAL FUND	\$1,273.50
				HUMBOLDT CO DA	\$530.62
				TF HUMBOLDT CO	\$3,449.05
02-F-04		\$6,666.84	06/14/2002	CDAA	\$66.67
				GENERAL FUND	\$1,600.04
				HUMBOLDT CO DA	\$666.68
				TF HUMBOLDT CO	\$4,333.45
02-F-08		\$622.17	06/04/2002	CDAA	\$6.22
				GENERAL FUND	\$149.32
				HUMBOLDT CO DA	\$62.22
				TF HUMBOLDT CO	\$404.41
02-F-09		\$1,908.88	06/04/2002	CDAA	\$19.09
				CHP-HUMBOLDT AREA	\$310.19
				GENERAL FUND	\$458.13
				HUMBOLDT CO DA	\$190.89
				TF HUMBOLDT CO	\$930.58



State of California
ASSET FORFEITURE REPORT - 2002

Table 3

Admin. Number	Docket Number	Amount Forfeited	Date Disbursed	Recipient	Amount Disbursed
02-F-15	CV020568	\$6,109.47	10/04/2002		
				CDA	\$61.09
				CHP-GARBERVILLE	\$992.79
				GENERAL FUND	\$1,466.27
				HUMBOLDT CO DA	\$610.95
				TF HUMBOLDT CO	\$2,978.37
02-F-17		\$1,623.29	08/19/2002		
				CDA	\$16.23
				GENERAL FUND	\$389.59
				HUMBOLDT CO DA	\$162.33
				TF HUMBOLDT CO	\$1,055.14
02-F-25	CV020669	\$5,448.60	11/04/2002		
				CDA	\$54.49
				GENERAL FUND	\$1,307.66
				HUMBOLDT CO DA	\$544.86
				TF HUMBOLDT CO	\$3,541.59
99-F-11	CV990283	\$24,147.13	08/19/2002		
				CDA	\$241.47
				GENERAL FUND	\$5,795.31
				HUMBOLDT CO DA	\$2,414.71
				TF HUMBOLDT CO	\$15,695.64
99-F-25		\$7,867.24	08/19/2002		
				CDA	\$78.67
				GENERAL FUND	\$1,888.14
				HUMBOLDT CO DA	\$786.72
				TF HUMBOLDT CO	\$5,113.71
Total for Humboldt County:					\$137,238.18



State of California
ASSET FORFEITURE REPORT - 2002

Table 3

Admin. Number	Docket Number	Amount Forfeited	Date Disbursed	Recipient	Amount Disbursed
IMPERIAL					
DA 00AF-049		\$1,960.69	12/26/2002		
				CDA A	\$19.61
				GENERAL FUND	\$470.57
				IMPERIAL CO DA	\$196.07
				TF IMPERIAL CO NTF-ICNTF	\$1,274.44
DA 00AF-055		\$2,661.93	12/26/2002		
				CDA A	\$26.62
				GENERAL FUND	\$638.86
				IMPERIAL CO DA	\$266.19
				TF IMPERIAL CO NTF-ICNTF	\$1,730.26
DA 00AF-060		\$834.63	11/25/2002		
				CDA A	\$8.35
				EL CENTRO PD	\$542.51
				GENERAL FUND	\$200.31
				IMPERIAL CO DA	\$83.46
DA 00AF-061		\$1,105.97	12/26/2002		
				CALEXICO PD	\$718.88
				CDA A	\$11.06
				GENERAL FUND	\$265.43
				IMPERIAL CO DA	\$110.60
DA 00AF-064		\$190.41	12/26/2002		
				CDA A	\$1.90
				EL CENTRO PD	\$123.77
				GENERAL FUND	\$45.70
				IMPERIAL CO DA	\$19.04
DA 00AF-065		\$429.78	12/26/2002		
				CDA A	\$4.30
				EL CENTRO PD	\$279.35
				GENERAL FUND	\$103.15
				IMPERIAL CO DA	\$42.98
DA 00AF-066		\$801.64	12/26/2002		
				CDA A	\$8.02
				GENERAL FUND	\$192.40
				IMPERIAL CO DA	\$80.14
				IMPERIAL CO SO	\$521.08
DA 00AF-067		\$3,540.14	12/26/2002		
				CDA A	\$35.40
				GENERAL FUND	\$849.63
				IMPERIAL CO DA	\$354.01
				IMPERIAL CO SO	\$2,301.10



State of California
ASSET FORFEITURE REPORT - 2002

Table 3

Admin. Number	Docket Number	Amount Forfeited	Date Disbursed	Recipient	Amount Disbursed
DA 00AF-068		\$1,158.76	12/26/2002		
				CDAA	\$11.59
				GENERAL FUND	\$278.10
				IMPERIAL CO DA	\$115.88
				TF IMPERIAL CO NTF-ICNTF	\$753.19
DA 00AF-072		\$1,522.90	12/26/2002		
				CDAA	\$15.23
				GENERAL FUND	\$365.50
				IMPERIAL CO DA	\$152.29
				TF IMPERIAL CO NTF-ICNTF	\$989.88
DA 01AF-001		\$7,255.53	12/26/2002		
				CDAA	\$72.56
				GENERAL FUND	\$1,741.33
				IMPERIAL CO DA	\$725.55
				IMPERIAL CO SO	\$4,716.09
DA 01AF-007		\$189.92	11/25/2002		
				CDAA	\$1.90
				GENERAL FUND	\$45.58
				IMPERIAL CO DA	\$18.99
				IMPERIAL CO SO	\$123.45
DA 01AF-011		\$2,814.89	12/26/2002		
				CDAA	\$28.15
				GENERAL FUND	\$675.57
				IMPERIAL CO DA	\$281.49
				TF IMPERIAL CO NTF-ICNTF	\$1,829.68
DA 01AF-018		\$1,615.89	12/26/2002		
				CDAA	\$16.16
				GENERAL FUND	\$387.81
				IMPERIAL CO DA	\$161.59
				IMPERIAL CO SO	\$1,050.33
DA 01AF-031		\$1,433.29	11/25/2002		
				CDAA	\$14.33
				GENERAL FUND	\$343.99
				IMPERIAL CO DA	\$143.33
				TF IMPERIAL CO NTF-ICNTF	\$931.64
DA 01AF-034		\$1,255.69	12/26/2002		
				CDAA	\$12.56
				GENERAL FUND	\$301.37
				IMPERIAL CO DA	\$125.57
				TF IMPERIAL CO NTF-ICNTF	\$816.19



State of California
ASSET FORFEITURE REPORT - 2002

Table 3

Admin. Number	Docket Number	Amount Forfeited	Date Disbursed	Recipient	Amount Disbursed
DA 02AF-007		\$872.17	12/26/2002		
				CDA A	\$8.72
				GENERAL FUND	\$209.32
				IMPERIAL CO DA	\$87.22
				TF IMPERIAL CO NTF-ICNTF	\$566.91
Total for Imperial County:					\$29,644.23



State of California
ASSET FORFEITURE REPORT - 2002

Table 3

Admin. Number	Docket Number	Amount Forfeited	Date Disbursed	Recipient	Amount Disbursed
INYO					
F-01-03	IN01-0143	\$11,143.84	04/03/2002		
				BISHOP PD DARE	\$543.26
				CDAA	\$111.44
				CHP-BISHOP	\$1,810.88
				GENERAL FUND	\$2,674.52
				INYO CO DA	\$1,114.38
				INYO CO SO DARE	\$543.26
				TF INYO NET-INET	\$4,346.10
F-02-03	IN02-0084	\$1,633.92	09/12/2002		
				BISHOP PD DARE	\$79.65
				CDAA	\$16.34
				GENERAL FUND	\$392.14
				INYO CO DA	\$163.39
				INYO CO SO DARE	\$79.66
				TF INYO NET-INET	\$902.74
Total for Inyo County:					\$12,777.76



State of California
ASSET FORFEITURE REPORT - 2002

Table 3

Admin. Number	Docket Number	Amount Forfeited	Date Disbursed	Recipient	Amount Disbursed
KERN					
00-0077	242039-NFT	\$7,005.21	05/17/2002	BAKERSFIELD PD	\$4,553.38
				CDAA	\$70.05
				GENERAL FUND	\$1,681.25
				KERN CO DA	\$700.53
01-0001		\$21,708.85	02/28/2002	BAKERSFIELD PD	\$14,110.75
				CDAA	\$217.09
				GENERAL FUND	\$5,210.12
				KERN CO DA	\$2,170.89
01-0050	244062-NFT	\$7,733.04	08/08/2002	BAKERSFIELD PD	\$5,026.47
				CDAA	\$77.33
				GENERAL FUND	\$1,855.93
				KERN CO DA	\$773.31
01-0069	244291-NFT	\$3,251.46	05/29/2002	BAKERSFIELD PD	\$2,113.45
				CDAA	\$32.51
				GENERAL FUND	\$780.35
				KERN CO DA	\$325.15
01-0074		\$899.90	04/25/2002	BAKERSFIELD PD	\$337.46
				CDAA	\$8.99
				GENERAL FUND	\$215.98
				KERN CO DA	\$337.47
01-0078	244241-NFT	\$2,899.20	05/29/2002	BAKERSFIELD PD	\$1,884.48
				CDAA	\$28.99
				GENERAL FUND	\$695.80
				KERN CO DA	\$289.93
01-0082	244281-NFT	\$3,025.29	06/14/2002	BAKERSFIELD PD	\$1,966.44
				CDAA	\$30.25
				GENERAL FUND	\$726.07
				KERN CO DA	\$302.53
01-0094		\$704.82	09/26/2002	CDAA	\$7.04
				GENERAL FUND	\$169.16
				KERN CO DA	\$264.31
				KERN CO SO	\$264.31



State of California
ASSET FORFEITURE REPORT - 2002

Table 3

Admin. Number	Docket Number	Amount Forfeited	Date Disbursed	Recipient	Amount Disbursed
01-0097	244641-NFT07	\$4,593.69	06/14/2002	BAKERSFIELD PD	\$2,985.90
				CDAA	\$45.93
				GENERAL FUND	\$1,102.49
				KERN CO DA	\$459.37
01-0106		\$10,506.79	09/26/2002	CDAA	\$105.06
				GENERAL FUND	\$2,521.63
				KERN CO DA	\$1,050.68
				KERN CO SO	\$6,829.42
01-0108	244990-NFT	\$1,931.82	07/23/2002	CDAA	\$19.32
				GENERAL FUND	\$463.63
				KERN CO DA	\$275.69
				KERN CO SO	\$1,173.18
01-0122	245056-NFT	\$43,070.75	02/28/2002	BAKERSFIELD PD	\$27,995.98
				CDAA	\$430.71
				GENERAL FUND	\$10,336.98
				KERN CO DA	\$4,307.08
01-0123		\$1,520.50	11/25/2002	CDAA	\$15.20
				GENERAL FUND	\$364.92
				KERN CO DA	\$200.01
				KERN CO SO	\$940.37
01-0126	245363-NFT	\$408.32	08/23/2002	BAKERSFIELD PD	\$153.12
				CDAA	\$4.08
				GENERAL FUND	\$97.99
				KERN CO DA	\$153.13
01-0129		\$3,068.60	10/29/2002	BAKERSFIELD PD	\$1,994.59
				CDAA	\$30.68
				GENERAL FUND	\$736.46
				KERN CO DA	\$306.87
01-0130	245357-NFT	\$9,120.03	08/23/2002	BAKERSFIELD PD	\$5,928.01
				CDAA	\$91.20
				GENERAL FUND	\$2,188.81
				KERN CO DA	\$912.01



State of California
ASSET FORFEITURE REPORT - 2002

Table 3

Admin. Number	Docket Number	Amount Forfeited	Date Disbursed	Recipient	Amount Disbursed
01-0134	245507-NFT	\$5,330.10	06/14/2002	BAKERSFIELD PD	\$3,464.56
				CDAA	\$53.30
				GENERAL FUND	\$1,279.22
				KERN CO DA	\$533.02
01-0137		\$2,193.85	02/22/2002	BAKERSFIELD PD	\$1,426.00
				CDAA	\$21.94
				GENERAL FUND	\$526.52
				KERN CO DA	\$219.39
01-0138		\$2,043.18	07/25/2002	BAKERSFIELD PD	\$1,328.07
				CDAA	\$20.43
				GENERAL FUND	\$490.36
				KERN CO DA	\$204.32
01-0139		\$740.83	02/22/2002	BAKERSFIELD PD	\$277.81
				CDAA	\$7.41
				GENERAL FUND	\$177.80
				KERN CO DA	\$277.81
01-0141		\$1,004.70	02/22/2002	BAKERSFIELD PD	\$553.52
				CDAA	\$10.05
				GENERAL FUND	\$241.13
				KERN CO DA	\$200.00
01-0142		\$564.15	09/26/2002	CDAA	\$5.64
				CHP-BAKERSFIELD	\$52.88
				GENERAL FUND	\$135.40
				KERN CO DA	\$211.56
				KERN CO SO	\$158.67
01-0143	245745-NFT	\$1,420.85	07/29/2002	CDAA	\$14.20
				GENERAL FUND	\$341.00
				KERN CO DA	\$200.01
				KERN CO SO	\$865.64
01-0144		\$1,449.73	05/17/2002	BAKERSFIELD PD	\$887.30
				CDAA	\$14.49
				GENERAL FUND	\$347.93
				KERN CO DA	\$200.01



State of California
ASSET FORFEITURE REPORT - 2002

Table 3

Admin. Number	Docket Number	Amount Forfeited	Date Disbursed	Recipient	Amount Disbursed
01-0145		\$954.85	02/22/2002	BAKERSFIELD PD	\$358.07
				CDAA	\$9.55
				GENERAL FUND	\$229.16
				KERN CO DA	\$358.07
01-0147		\$927.85	02/22/2002	BAKERSFIELD PD	\$347.94
				CDAA	\$9.28
				GENERAL FUND	\$222.68
				KERN CO DA	\$347.95
01-0148		\$476.54	04/22/2002	BAKERSFIELD PD	\$178.70
				CDAA	\$4.76
				GENERAL FUND	\$114.37
				KERN CO DA	\$178.71
01-0149		\$694.85	02/22/2002	BAKERSFIELD PD	\$260.57
				CDAA	\$6.95
				GENERAL FUND	\$166.76
				KERN CO DA	\$260.57
01-0150		\$806.54	11/25/2002	CDAA	\$8.06
				GENERAL FUND	\$193.56
				KERN CO DA	\$302.46
				KERN CO SO	\$302.46
01-0153		\$955.72	04/22/2002	BAKERSFIELD PD	\$516.79
				CDAA	\$9.55
				GENERAL FUND	\$229.37
				KERN CO DA	\$200.01
01-0155		\$732.85	02/28/2002	BAKERSFIELD PD	\$274.82
				CDAA	\$7.32
				GENERAL FUND	\$175.89
				KERN CO DA	\$274.82
01-0157		\$2,926.04	09/27/2002	CDAA	\$29.26
				CHP-BUTTONWILLOW	\$475.48
				GENERAL FUND	\$702.24
				KERN CO DA	\$292.61
				KERN CO SO	\$1,426.45



State of California
ASSET FORFEITURE REPORT - 2002

Table 3

Admin. Number	Docket Number	Amount Forfeited	Date Disbursed	Recipient	Amount Disbursed
01-0158		\$4,530.54	04/22/2002	BAKERSFIELD PD	\$2,944.85
				CDAA	\$45.30
				GENERAL FUND	\$1,087.33
				KERN CO DA	\$453.06
01-0160		\$3,406.22	09/27/2002	CDAA	\$34.06
				GENERAL FUND	\$817.49
				KERN CO DA	\$340.63
				KERN CO SO	\$2,214.04
01-0161		\$534.06	04/22/2002	BAKERSFIELD PD	\$200.27
				CDAA	\$5.34
				GENERAL FUND	\$128.17
				KERN CO DA	\$200.28
01-0165		\$722.89	05/17/2002	BAKERSFIELD PD	\$271.09
				CDAA	\$7.22
				GENERAL FUND	\$173.49
				KERN CO DA	\$271.09
01-0166		\$645.72	04/22/2002	CDAA	\$6.45
				GENERAL FUND	\$154.97
				KERN CO DA	\$242.15
				KERN CO SO	\$242.15
01-0167		\$721.54	04/22/2002	BAKERSFIELD PD	\$270.58
				CDAA	\$7.21
				GENERAL FUND	\$173.17
				KERN CO DA	\$270.58
01-0168		\$2,961.85	09/19/2002	BAKERSFIELD PD	\$1,925.20
				CDAA	\$29.62
				GENERAL FUND	\$710.84
				KERN CO DA	\$296.19
01-0169		\$845.54	04/22/2002	BAKERSFIELD PD	\$317.08
				CDAA	\$8.45
				GENERAL FUND	\$202.93
				KERN CO DA	\$317.08



State of California
ASSET FORFEITURE REPORT - 2002

Table 3

Admin. Number	Docket Number	Amount Forfeited	Date Disbursed	Recipient	Amount Disbursed
01-0170		\$2,731.54	04/22/2002	BAKERSFIELD PD	\$1,775.50
				CDAA	\$27.31
				GENERAL FUND	\$655.57
				KERN CO DA	\$273.16
01-0171		\$1,777.54	04/22/2002	BAKERSFIELD PD	\$1,133.15
				CDAA	\$17.77
				GENERAL FUND	\$426.61
				KERN CO DA	\$200.01
01-0172		\$1,254.54	04/22/2002	BAKERSFIELD PD	\$740.90
				CDAA	\$12.54
				GENERAL FUND	\$301.09
				KERN CO DA	\$200.01
01-0173		\$503.89	05/17/2002	BAKERSFIELD PD	\$188.96
				CDAA	\$5.04
				GENERAL FUND	\$120.93
				KERN CO DA	\$188.96
01-0174		\$832.72	05/29/2002	CDAA	\$8.32
				GENERAL FUND	\$199.85
				KERN CO DA	\$312.28
				KERN CO SO	\$312.27
01-0175		\$592.89	05/17/2002	BAKERSFIELD PD	\$222.34
				CDAA	\$5.92
				GENERAL FUND	\$142.29
				KERN CO DA	\$222.34
02-0001		\$2,398.55	04/24/2002	BAKERSFIELD PD	\$1,559.06
				CDAA	\$23.98
				GENERAL FUND	\$575.65
				KERN CO DA	\$239.86
02-0002		\$6,846.48	10/31/2002	BAKERSFIELD PD	\$4,450.22
				CDAA	\$68.46
				GENERAL FUND	\$1,643.15
				KERN CO DA	\$684.65



State of California
ASSET FORFEITURE REPORT - 2002

Table 3

Admin. Number	Docket Number	Amount Forfeited	Date Disbursed	Recipient	Amount Disbursed
02-0004		\$804.54	04/25/2002	BAKERSFIELD PD	\$301.70
				CDAA	\$8.04
				GENERAL FUND	\$193.09
				KERN CO DA	\$301.71
02-0005		\$1,060.72	04/25/2002	CDAA	\$10.60
				GENERAL FUND	\$254.57
				KERN CO DA	\$200.01
				RIDGECREST PD	\$595.54
02-0007		\$3,406.89	05/17/2002	BAKERSFIELD PD	\$2,214.47
				CDAA	\$34.07
				GENERAL FUND	\$817.66
				KERN CO DA	\$340.69
02-0008		\$10,986.89	06/12/2002	BAKERSFIELD PD	\$7,141.48
				CDAA	\$109.86
				GENERAL FUND	\$2,636.86
				KERN CO DA	\$1,098.69
02-0012		\$13,480.55	04/25/2002	BAKERSFIELD PD	\$8,762.36
				CDAA	\$134.80
				GENERAL FUND	\$3,235.33
				KERN CO DA	\$1,348.06
02-0014		\$1,052.88	04/25/2002	CDAA	\$10.52
				GENERAL FUND	\$252.69
				KERN CO DA	\$200.01
				KERN CO SO	\$589.66
02-0015		\$1,021.89	05/17/2002	BAKERSFIELD PD	\$566.42
				CDAA	\$10.21
				GENERAL FUND	\$245.25
				KERN CO DA	\$200.01
02-0016		\$2,738.89	05/17/2002	BAKERSFIELD PD	\$1,780.28
				CDAA	\$27.38
				GENERAL FUND	\$657.34
				KERN CO DA	\$273.89



State of California
ASSET FORFEITURE REPORT - 2002

Table 3

Admin. Number	Docket Number	Amount Forfeited	Date Disbursed	Recipient	Amount Disbursed
02-0017	246224-NFT	\$2,204.66	10/31/2002	BAKERSFIELD PD	\$1,433.03
				CDAA	\$22.04
				GENERAL FUND	\$529.12
				KERN CO DA	\$220.47
02-0018	246224-NFT	\$4,495.50	12/18/2002	BAKERSFIELD PD	\$2,922.07
				CDAA	\$44.95
				GENERAL FUND	\$1,078.92
				KERN CO DA	\$449.56
02-0019	246224-NFT	\$23,327.39	12/18/2002	BAKERSFIELD PD	\$15,162.81
				CDAA	\$233.27
				GENERAL FUND	\$5,598.57
				KERN CO DA	\$2,332.74
02-0020		\$1,118.18	06/12/2002	BAKERSFIELD PD	\$638.63
				CDAA	\$11.18
				GENERAL FUND	\$268.36
				KERN CO DA	\$200.01
02-0021		\$818.89	06/13/2002	BAKERSFIELD PD	\$307.09
				CDAA	\$8.18
				GENERAL FUND	\$196.53
				KERN CO DA	\$307.09
02-0023		\$793.89	05/17/2002	BAKERSFIELD PD	\$297.71
				CDAA	\$7.93
				GENERAL FUND	\$190.54
				KERN CO DA	\$297.71
02-0024		\$1,222.88	04/25/2002	CDAA	\$12.23
				GENERAL FUND	\$293.49
				KERN CO DA	\$200.00
				KERN CO SO	\$717.16
02-0025		\$697.88	04/25/2002	CDAA	\$6.97
				GENERAL FUND	\$167.49
				KERN CO DA	\$261.71
				KERN CO SO	\$261.71



State of California
ASSET FORFEITURE REPORT - 2002

Table 3

Admin. Number	Docket Number	Amount Forfeited	Date Disbursed	Recipient	Amount Disbursed
02-0027	246492-NFT	\$1,942.88	05/17/2002	BAKERSFIELD PD	\$1,257.16
				CDAA	\$19.42
				GENERAL FUND	\$466.29
				KERN CO DA	\$200.01
02-0030		\$23,946.10	05/29/2002	CDAA	\$239.46
				CHP-BUTTONWILLOW	\$3,891.24
				GENERAL FUND	\$5,747.06
				KERN CO DA	\$2,394.62
				KERN CO SO	\$11,673.72
02-0031		\$953.54	06/28/2002	BAKERSFIELD PD	\$357.58
				CDAA	\$9.53
				GENERAL FUND	\$228.85
				KERN CO DA	\$357.58
02-0032		\$1,833.18	06/13/2002	BAKERSFIELD PD	\$1,174.88
				CDAA	\$18.33
				GENERAL FUND	\$439.96
				KERN CO DA	\$200.01
02-0033		\$3,700.18	05/29/2002	CDAA	\$37.00
				GENERAL FUND	\$888.04
				KERN CO DA	\$370.02
				KERN CO SO	\$2,405.12
02-0034		\$2,531.10	06/13/2002	BAKERSFIELD PD	\$1,645.21
				CDAA	\$25.31
				GENERAL FUND	\$607.46
				KERN CO DA	\$253.12
02-0035		\$170.10	06/13/2002	BAKERSFIELD PD	\$63.79
				CDAA	\$1.70
				GENERAL FUND	\$40.82
				KERN CO DA	\$63.79
02-0037		\$8,172.54	06/18/2002	CDAA	\$81.72
				GENERAL FUND	\$1,961.41
				KERN CO DA	\$817.26
				KERN CO SO	\$5,312.15



State of California
ASSET FORFEITURE REPORT - 2002

Table 3

Admin. Number	Docket Number	Amount Forfeited	Date Disbursed	Recipient	Amount Disbursed
02-0038		\$590.96	08/26/2002	BAKERSFIELD PD	\$221.61
				CDAA	\$5.91
				GENERAL FUND	\$141.83
				KERN CO DA	\$221.61
02-0041		\$1,196.88	04/25/2002	CDAA	\$11.97
				GENERAL FUND	\$287.25
				KERN CO DA	\$200.00
				KERN CO SO	\$697.66
02-0043		\$9,931.10	06/13/2002	BAKERSFIELD PD	\$6,455.21
				CDAA	\$99.31
				GENERAL FUND	\$2,383.46
				KERN CO DA	\$993.12
02-0044		\$1,931.10	06/13/2002	BAKERSFIELD PD	\$1,248.32
				CDAA	\$19.31
				GENERAL FUND	\$463.46
				KERN CO DA	\$200.01
02-0045		\$772.04	09/27/2002	CDAA	\$7.72
				CHP-BUTTONWILLOW	\$72.38
				GENERAL FUND	\$185.29
				KERN CO DA	\$289.52
				KERN CO SO	\$217.13
02-0046		\$693.10	06/14/2002	BAKERSFIELD PD	\$259.91
				CDAA	\$6.93
				GENERAL FUND	\$166.34
				KERN CO DA	\$259.92
02-0048		\$1,089.10	06/06/2002	BAKERSFIELD PD	\$616.82
				CDAA	\$10.89
				GENERAL FUND	\$261.38
				KERN CO DA	\$200.01
02-0049		\$1,236.10	06/06/2002	BAKERSFIELD PD	\$727.07
				CDAA	\$12.36
				GENERAL FUND	\$296.66
				KERN CO DA	\$200.01



State of California
ASSET FORFEITURE REPORT - 2002

Table 3

Admin. Number	Docket Number	Amount Forfeited	Date Disbursed	Recipient	Amount Disbursed
02-0054		\$603.54	06/28/2002	BAKERSFIELD PD	\$226.33
				CDAA	\$6.03
				GENERAL FUND	\$144.85
				KERN CO DA	\$226.33
02-0055		\$1,179.54	06/28/2002	BAKERSFIELD PD	\$684.65
				CDAA	\$11.79
				GENERAL FUND	\$283.09
				KERN CO DA	\$200.01
02-0056		\$1,442.54	06/28/2002	BAKERSFIELD PD	\$881.90
				CDAA	\$14.42
				GENERAL FUND	\$346.21
				KERN CO DA	\$200.01
02-0057		\$1,410.96	07/25/2002	CDAA	\$14.11
				GENERAL FUND	\$338.63
				KERN CO DA	\$200.00
				KERN CO SO	\$858.22
02-0058		\$1,620.96	07/25/2002	CDAA	\$16.21
				GENERAL FUND	\$389.03
				KERN CO DA	\$200.00
				KERN CO SO	\$1,015.72
02-0064		\$889.35	07/25/2002	BAKERSFIELD PD	\$333.51
				CDAA	\$8.89
				GENERAL FUND	\$213.44
				KERN CO DA	\$333.51
02-0065		\$1,521.35	07/25/2002	CDAA	\$15.21
				GENERAL FUND	\$365.12
				KERN CO DA	\$200.01
				KERN CO SO	\$941.01
02-0066		\$3,406.15	10/29/2002	BAKERSFIELD PD	\$2,214.00
				CDAA	\$34.06
				GENERAL FUND	\$817.47
				KERN CO DA	\$340.62



State of California
ASSET FORFEITURE REPORT - 2002

Table 3

Admin. Number	Docket Number	Amount Forfeited	Date Disbursed	Recipient	Amount Disbursed
02-0067		\$686.35	08/26/2002	BAKERSFIELD PD	\$257.38
				CDAA	\$6.86
				GENERAL FUND	\$164.72
				KERN CO DA	\$257.39
02-0070		\$720.96	08/26/2002	BAKERSFIELD PD	\$270.36
				CDAA	\$7.21
				GENERAL FUND	\$173.03
				KERN CO DA	\$270.36
02-0072		\$921.35	08/26/2002	BAKERSFIELD PD	\$345.51
				CDAA	\$9.21
				GENERAL FUND	\$221.12
				KERN CO DA	\$345.51
02-0073		\$4,072.35	08/26/2002	BAKERSFIELD PD	\$2,647.03
				CDAA	\$40.72
				GENERAL FUND	\$977.36
				KERN CO DA	\$407.24
02-0074		\$8,605.35	08/26/2002	BAKERSFIELD PD	\$5,593.48
				CDAA	\$86.05
				GENERAL FUND	\$2,065.28
				KERN CO DA	\$860.54
02-0075		\$1,397.76	09/30/2002	BAKERSFIELD PD	\$848.32
				CDAA	\$13.97
				GENERAL FUND	\$335.46
				KERN CO DA	\$200.01
02-0076		\$3,387.76	09/19/2002	CDAA	\$33.88
				GENERAL FUND	\$813.06
				KERN CO DA	\$338.78
				KERN CO SO	\$2,202.04
02-0078		\$443.76	09/30/2002	BAKERSFIELD PD	\$166.41
				CDAA	\$4.43
				GENERAL FUND	\$106.50
				KERN CO DA	\$166.42



State of California
ASSET FORFEITURE REPORT - 2002

Table 3

Admin. Number	Docket Number	Amount Forfeited	Date Disbursed	Recipient	Amount Disbursed
02-0079		\$4,372.76	10/29/2002	BAKERSFIELD PD	\$2,842.30
				CDAA	\$43.72
				GENERAL FUND	\$1,049.46
				KERN CO DA	\$437.28
02-0080		\$664.76	09/30/2002	BAKERSFIELD PD	\$249.28
				CDAA	\$6.65
				GENERAL FUND	\$159.54
				KERN CO DA	\$249.29
02-0081		\$4,827.76	09/30/2002	BAKERSFIELD PD	\$3,138.05
				CDAA	\$48.27
				GENERAL FUND	\$1,158.66
				KERN CO DA	\$482.78
02-0082		\$505.76	09/30/2002	BAKERSFIELD PD	\$189.66
				CDAA	\$5.06
				GENERAL FUND	\$121.38
				KERN CO DA	\$189.66
02-0083		\$4,009.61	09/19/2002	CDAA	\$40.10
				GENERAL FUND	\$962.30
				KERN CO DA	\$400.97
				KERN CO SO	\$2,606.24
02-0084		\$868.76	10/29/2002	BAKERSFIELD PD	\$325.79
				CDAA	\$8.68
				GENERAL FUND	\$208.50
				KERN CO DA	\$325.79
02-0086		\$2,417.76	09/24/2002	CDAA	\$24.18
				GENERAL FUND	\$580.26
				KERN CO DA	\$241.78
				KERN CO SO	\$1,571.54
02-0087		\$1,266.48	10/31/2002	BAKERSFIELD PD	\$749.86
				CDAA	\$12.66
				GENERAL FUND	\$303.95
				KERN CO DA	\$200.01



State of California
ASSET FORFEITURE REPORT - 2002

Table 3

Admin. Number	Docket Number	Amount Forfeited	Date Disbursed	Recipient	Amount Disbursed
02-0088		\$6,368.52	09/24/2002	CDAA	\$63.68
				GENERAL FUND	\$1,528.44
				KERN CO DA	\$636.86
				KERN CO SO	\$4,139.54
02-0089		\$1,385.76	09/30/2002	CDAA	\$13.86
				GENERAL FUND	\$332.58
				KERN CO DA	\$200.00
				RIDGECREST PD	\$839.32
02-0090		\$588.76	10/29/2002	BAKERSFIELD PD	\$220.79
				CDAA	\$5.88
				GENERAL FUND	\$141.30
				KERN CO DA	\$220.79
02-0092		\$814.76	10/29/2002	BAKERSFIELD PD	\$305.54
				CDAA	\$8.14
				GENERAL FUND	\$195.54
				KERN CO DA	\$305.54
02-0103		\$2,011.02	09/30/2002	CDAA	\$20.11
				DELANO PD	\$1,307.16
				GENERAL FUND	\$482.64
				KERN CO DA	\$201.11
02-0104		\$3,305.48	09/30/2002	CDAA	\$33.05
				DELANO PD	\$2,148.57
				GENERAL FUND	\$793.31
				KERN CO DA	\$330.55
02-0106		\$819.20	12/19/2002	CDAA	\$8.19
				GENERAL FUND	\$196.60
				KERN CO DA	\$307.21
				KERN CO SO	\$307.20
02-0109		\$768.23	12/19/2002	CDAA	\$7.68
				GENERAL FUND	\$184.37
				KERN CO DA	\$288.09
				KERN CO SO	\$288.09



State of California
ASSET FORFEITURE REPORT - 2002

Table 3

Admin. Number	Docket Number	Amount Forfeited	Date Disbursed	Recipient	Amount Disbursed
02-0111		\$1,116.12	12/19/2002	CDAA	\$11.16
				GENERAL FUND	\$267.86
				KERN CO DA	\$200.01
				KERN CO SO	\$637.09
02-0120		\$658.15	12/19/2002	CDAA	\$6.58
				GENERAL FUND	\$157.95
				KERN CO DA	\$246.81
				KERN CO SO	\$246.81
02-0131		\$902.89	11/22/2002	CDAA	\$9.02
				GENERAL FUND	\$216.69
				KERN CO DA	\$338.59
				KERN CO SO	\$338.59
Total for Kern County:					\$375,882.50



State of California
ASSET FORFEITURE REPORT - 2002

Table 3

Admin. Number	Docket Number	Amount Forfeited	Date Disbursed	Recipient	Amount Disbursed
<i>KINGS</i>					
AF 00-3538	00C212	\$6,452.55	05/28/2002		
				CDAA	\$64.53
				GENERAL FUND	\$1,548.61
				KINGS CO DA	\$645.26
				KINGS CO SPECIAL FUND	\$629.12
				TF KINGS CO NTF-KCNTF	\$3,565.03
				Total for Kings County:	\$6,452.55



State of California
ASSET FORFEITURE REPORT - 2002

Table 3

Admin. Number	Docket Number	Amount Forfeited	Date Disbursed	Recipient	Amount Disbursed
LASSEN					
01-01		\$496.90	10/07/2002		
				CDAA	\$4.97
				GENERAL FUND	\$119.26
				LASSEN CO DA	\$49.68
				TF LASSEN CO NTF	\$322.99
01-02		\$482.90	10/07/2002		
				CDAA	\$4.83
				GENERAL FUND	\$115.90
				LASSEN CO DA	\$48.28
				TF LASSEN CO NTF	\$313.89
01-03		\$2,303.25	08/06/2002		
				CDAA	\$23.04
				GENERAL FUND	\$552.78
				LASSEN CO DA	\$230.32
				TF LASSEN CO NTF	\$1,497.11
01-04		\$2,120.00	10/07/2002		
				CDAA	\$21.20
				GENERAL FUND	\$508.80
				LASSEN CO DA	\$212.00
				TF LASSEN CO NTF	\$1,378.00
01-05		\$2,341.00	10/07/2002		
				CDAA	\$23.41
				GENERAL FUND	\$561.84
				LASSEN CO DA	\$234.10
				TF LASSEN CO NTF	\$1,521.65
02-01		\$3,898.85	10/07/2002		
				CDAA	\$38.97
				GENERAL FUND	\$935.73
				LASSEN CO DA	\$389.89
				TF LASSEN CO NTF	\$2,534.26
02-02		\$24,886.95	10/07/2002		
				CDAA	\$248.87
				CHP-SUSANVILLE AREA	\$4,044.13
				GENERAL FUND	\$5,972.87
				LASSEN CO DA	\$2,488.69
				TF LASSEN CO NTF	\$12,132.39
02-03		\$640.00	10/07/2002		
				CDAA	\$6.40
				GENERAL FUND	\$153.60
				LASSEN CO DA	\$64.00



State of California
ASSET FORFEITURE REPORT - 2002

Table 3

Admin. Number	Docket Number	Amount Forfeited	Date Disbursed	Recipient	Amount Disbursed
02-04		\$1,220.00	09/11/2002	TF LASSEN CO NTF	\$416.00
				CDAA	\$12.20
				GENERAL FUND	\$292.80
				LASSEN CO DA	\$122.00
				TF LASSEN CO NTF	\$793.00
Total for Lassen County:					\$38,389.85



State of California
ASSET FORFEITURE REPORT - 2002

Table 3

Admin. Number	Docket Number	Amount Forfeited	Date Disbursed	Recipient	Amount Disbursed
LOS ANGELES					
00-0013	061150	\$43,154.42	10/03/2002		
				CDA A	\$431.54
				GENERAL FUND	\$10,357.06
				LOS ANGELES CO DA	\$4,315.45
				LOS ANGELES PD	\$28,050.37
00-0033	BA197538	\$1,940.46	10/03/2002		
				CDA A	\$19.40
				GENERAL FUND	\$465.71
				LOS ANGELES CO DA	\$194.05
				LOS ANGELES PD	\$1,261.30
00-0036		\$2,771.68	06/11/2002		
				CDA A	\$27.71
				GENERAL FUND	\$665.20
				LOS ANGELES CO DA	\$277.17
				LOS ANGELES PD	\$1,801.60
00-0039	YA043047	\$19,680.65	09/05/2002		
				CDA A	\$196.81
				GENERAL FUND	\$4,723.36
				LOS ANGELES CO DA	\$1,968.06
				LOS ANGELES CO SO	\$12,792.42
00-0042	TA038587	\$9,558.67	06/19/2002		
				CDA A	\$95.59
				GENERAL FUND	\$2,294.08
				LOS ANGELES CO DA	\$955.86
				LOS ANGELES PD	\$6,213.14
00-0047		\$3,715.94	02/28/2002		
				CDA A	\$37.16
				GENERAL FUND	\$891.82
				GLENDORA PD	\$2,415.36
				LOS ANGELES CO DA	\$371.60
00-0049	KA047389	\$4,918.48	02/11/2002		
				CDA A	\$49.18
				GENERAL FUND	\$1,180.43
				LOS ANGELES CO DA	\$491.85
				LOS ANGELES CO SO	\$3,197.02
00-0053	NA043730	\$6,876.69	02/11/2002		
				CDA A	\$68.76
				CYPRESS PD	\$4,469.85
				GENERAL FUND	\$1,650.40
				LOS ANGELES CO DA	\$687.68



State of California
ASSET FORFEITURE REPORT - 2002

Table 3

Admin. Number	Docket Number	Amount Forfeited	Date Disbursed	Recipient	Amount Disbursed
00-0078		\$5,268.07	01/25/2002	CDA GENERAL FUND LOS ANGELES CO DA LOS ANGELES CO SO	\$52.68 \$1,264.33 \$526.82 \$3,424.24
00-0096	061999	\$28,800.18	03/22/2002	CDA GENERAL FUND LOS ANGELES CO DA LOS ANGELES PD	\$288.00 \$6,912.04 \$2,880.02 \$18,720.12
00-0108	BA198844	\$5,015.87	02/28/2002	CDA GENERAL FUND LOS ANGELES CO DA LOS ANGELES CO SO	\$50.15 \$1,203.81 \$501.60 \$3,260.31
00-0125	TA038403	\$7,470.50	02/28/2002	CA DEPT OF CORRECTIONS CDA GENERAL FUND LOS ANGELES CO DA LOS ANGELES PD	\$2,427.91 \$74.71 \$1,792.92 \$747.04 \$2,427.92
00-0157	YA043847	\$679.73	07/10/2002	CDA GENERAL FUND LOS ANGELES CO DA TORRANCE PD	\$6.80 \$163.13 \$67.97 \$441.83
00-0164	NA043992	\$3,061.78	03/27/2002	CDA GENERAL FUND LOS ANGELES CO DA LOS ANGELES PD	\$30.62 \$734.82 \$306.18 \$1,990.16
00-0213		\$4,674.83	01/25/2002	CDA GENERAL FUND LOS ANGELES CO DA LOS ANGELES PD	\$46.74 \$1,121.96 \$467.49 \$3,038.64
00-0217	BA202350	\$4,242.57	07/01/2002	CDA GENERAL FUND LOS ANGELES CO DA LOS ANGELES PD	\$42.43 \$1,018.22 \$424.24 \$2,757.68



State of California
ASSET FORFEITURE REPORT - 2002

Table 3

Admin. Number	Docket Number	Amount Forfeited	Date Disbursed	Recipient	Amount Disbursed
00-0259	GA043095	\$2,233.53	04/01/2002		
				CDA A	\$22.34
				CHP-LA SOUTH	\$1,451.80
				GENERAL FUND	\$536.05
				LOS ANGELES CO DA	\$223.34
00-0265	064249	\$44,028.08	03/27/2002		
				CDA A	\$440.28
				GENERAL FUND	\$10,566.74
				LOS ANGELES CO DA	\$4,402.81
				MONROVIA PD	\$28,618.25
00-0316	064708	\$3,006.14	06/26/2002		
				CDA A	\$30.06
				GENERAL FUND	\$721.48
				LOS ANGELES CO DA	\$300.61
				LOS ANGELES CO SO	\$1,953.99
00-0320		\$10,368.80	08/15/2002		
				CDA A	\$103.68
				GENERAL FUND	\$2,488.51
				LA IMPACT - GROUP 1	\$6,739.71
				LOS ANGELES CO DA	\$1,036.90
00-0337	LA036332	\$7,691.79	06/26/2002		
				CDA A	\$76.91
				GENERAL FUND	\$1,846.03
				LOS ANGELES CO DA	\$769.18
				LOS ANGELES CO SO	\$4,999.67
00-0338	BS068042	\$18,306.93	06/19/2002		
				CDA A	\$183.07
				GENERAL FUND	\$4,393.66
				LOS ANGELES CO DA	\$1,830.69
				LOS ANGELES CO SO	\$11,899.51
00-0353	065407	\$37,921.73	02/11/2002		
				CA DOJ-BNE ORANGE	\$24,649.13
				CDA A	\$379.21
				GENERAL FUND	\$9,101.22
				LOS ANGELES CO DA	\$3,792.17
00-0390	068020	\$40,736.83	01/03/2002		
				CDA A	\$407.37
				GENERAL FUND	\$9,776.84
				HAWTHORNE PD	\$26,478.94
				LOS ANGELES CO DA	\$4,073.68



State of California
ASSET FORFEITURE REPORT - 2002

Table 3

Admin. Number	Docket Number	Amount Forfeited	Date Disbursed	Recipient	Amount Disbursed
00-0404	065945	\$17,309.90	05/02/2002		
				CDA A	\$173.10
				GENERAL FUND	\$4,154.38
				GLENDALE PD	\$11,251.43
				LOS ANGELES CO DA	\$1,730.99
00-0411	LA036697	\$1,595.74	05/02/2002		
				CDA A	\$15.96
				GENERAL FUND	\$382.98
				LOS ANGELES CO DA	\$159.56
				LOS ANGELES PD	\$1,037.24
00-0440	066321	\$23,260.85	03/27/2002		
				CDA A	\$232.61
				GENERAL FUND	\$5,582.60
				LA IMPACT - GROUP 4	\$15,119.56
				LOS ANGELES CO DA	\$2,326.08
00-0448	066430	\$31,293.98	03/12/2002		
				CDA A	\$312.94
				GENERAL FUND	\$7,510.56
				LOS ANGELES CO DA	\$3,129.39
				LOS ANGELES PD	\$20,341.09
00-0467	GA044525	\$6,468.20	01/25/2002		
				CDA A	\$64.68
				GENERAL FUND	\$1,552.37
				GLENDALE PD	\$4,204.33
				LOS ANGELES CO DA	\$646.82
00-0473		\$8,156.42	08/08/2002		
				CDA A	\$81.57
				GENERAL FUND	\$1,957.54
				LOS ANGELES CO DA	\$815.63
				LOS ANGELES PD	\$5,301.68
00-0478	VA062293	\$9,578.44	12/26/2002		
				CDA A	\$95.78
				GENERAL FUND	\$2,298.82
				LOS ANGELES CO DA	\$957.86
				PLACENTIA PD	\$6,225.98
00-0483		\$2,275.62	02/21/2002		
				CDA A	\$22.76
				GENERAL FUND	\$546.15
				LOS ANGELES CO DA	\$227.55
				WHITTIER PD	\$1,479.16



State of California
ASSET FORFEITURE REPORT - 2002

Table 3

Admin. Number	Docket Number	Amount Forfeited	Date Disbursed	Recipient	Amount Disbursed
01-0005		\$2,887.61	02/21/2002	CDA GENERAL FUND LOS ANGELES CO DA LOS ANGELES PD	\$28.87 \$693.03 \$288.77 \$1,876.94
01-0008		\$3,109.54	02/21/2002	CA DOJ-BNE ORANGE CDA GENERAL FUND LOS ANGELES CO DA	\$2,021.21 \$31.10 \$746.30 \$310.93
01-0010	BA210068	\$1,427.31	01/03/2002	CDA GENERAL FUND LOS ANGELES CO DA LOS ANGELES PD	\$14.28 \$342.55 \$142.73 \$927.75
01-0014	VA063057	\$8,204.28	06/11/2002	CDA GENERAL FUND LOS ANGELES CO DA LOS ANGELES CO SO	\$82.04 \$1,969.03 \$820.43 \$5,332.78
01-0028	BS074995	\$15,970.73	07/17/2002	CDA GENERAL FUND IRNET LOS ANGELES CO DA	\$159.71 \$3,832.98 \$10,380.96 \$1,597.08
01-0035		\$3,998.27	04/17/2002	CDA GENERAL FUND LOS ANGELES CO DA SAN BERNARDINO CO SO	\$39.98 \$959.58 \$399.84 \$2,598.87
01-0044	BA212347	\$1,119.65	05/28/2002	CDA GENERAL FUND LOS ANGELES CO DA LOS ANGELES PD	\$11.19 \$268.72 \$111.97 \$727.77
01-0048	PA038196	\$3,491.79	07/01/2002	CDA GENERAL FUND GLENDALE PD LOS ANGELES CO DA	\$34.92 \$838.03 \$2,269.66 \$349.18



State of California
ASSET FORFEITURE REPORT - 2002

Table 3

Admin. Number	Docket Number	Amount Forfeited	Date Disbursed	Recipient	Amount Disbursed
01-0051		\$3,255.70	02/21/2002	CDA GENERAL FUND GLENDALE PD LOS ANGELES CO DA	\$32.56 \$781.37 \$2,116.21 \$325.56
01-0053		\$3,104.74	04/17/2002	CDA GENERAL FUND LOS ANGELES CO DA LOS ANGELES CO SO	\$31.05 \$745.14 \$310.47 \$2,018.08
01-0054	LA037309	\$8,690.39	01/03/2002	CDA GENERAL FUND LOS ANGELES CO DA LOS ANGELES CO SO	\$86.91 \$2,085.69 \$869.04 \$5,648.75
01-0059	BA213050	\$5,624.76	07/01/2002	CDA GENERAL FUND LA IMPACT - GROUP 4 LOS ANGELES CO DA	\$56.25 \$1,349.94 \$3,656.10 \$562.47
01-0076	MA021881	\$6,179.89	02/11/2002	CDA GENERAL FUND LOS ANGELES CO DA LOS ANGELES CO SO	\$61.80 \$1,483.17 \$618.00 \$4,016.92
01-0081	068021	\$52,531.26	06/28/2002	CDA GENERAL FUND LOS ANGELES CO DA LOS ANGELES PD	\$525.31 \$12,607.50 \$5,253.13 \$34,145.32
01-0083	071783	\$47,364.79	05/28/2002	CDA GENERAL FUND LOS ANGELES CO DA LOS ANGELES CO SO	\$473.65 \$11,367.55 \$4,736.47 \$30,787.12
01-0087	068131	\$125,347.15	06/11/2002	CDA GENERAL FUND LOS ANGELES CO DA LOS ANGELES CO SO	\$1,253.49 \$30,083.31 \$12,534.71 \$81,475.64



State of California
ASSET FORFEITURE REPORT - 2002

Table 3

Admin. Number	Docket Number	Amount Forfeited	Date Disbursed	Recipient	Amount Disbursed
01-0092	070310	\$23,814.90	10/21/2002	CDA GENERAL FUND LOS ANGELES CO DA LOS ANGELES CO SO	\$238.15 \$5,715.58 \$2,381.49 \$15,479.68
01-0096	BA213984	\$4,405.60	02/21/2002	CDA GENERAL FUND LOS ANGELES CO DA LOS ANGELES PD	\$44.06 \$1,057.34 \$440.56 \$2,863.64
01-0099	BA213228	\$2,517.31	05/30/2002	BURBANK PD CDA GENERAL FUND LOS ANGELES CO DA	\$1,636.25 \$25.17 \$604.15 \$251.74
01-0109	068665	\$53,034.66	04/17/2002	CDA GENERAL FUND LOS ANGELES CO DA ORANGE CO SO	\$530.34 \$12,728.32 \$5,303.47 \$34,472.53
01-0114	GA044969	\$2,314.80	07/01/2002	CDA GENERAL FUND LOS ANGELES CO DA PASADENA PD	\$23.14 \$555.55 \$231.49 \$1,504.62
01-0116		\$1,524.81	04/18/2002	CDA GENERAL FUND LOS ANGELES CO DA LOS ANGELES PD	\$15.25 \$365.95 \$152.49 \$991.12
01-0117		\$8,879.28	02/21/2002	CDA GENERAL FUND LOS ANGELES CO DA SAN BERNARDINO CO SO	\$88.80 \$2,131.03 \$887.92 \$5,771.53
01-0119	BA213761	\$2,495.49	04/01/2002	CDA GENERAL FUND LOS ANGELES CO DA LOS ANGELES PD	\$24.95 \$598.92 \$249.55 \$1,622.07



State of California
ASSET FORFEITURE REPORT - 2002

Table 3

Admin. Number	Docket Number	Amount Forfeited	Date Disbursed	Recipient	Amount Disbursed
01-0125	071830	\$30,287.23	05/02/2002		
				CDA A	\$302.87
				GENERAL FUND	\$7,268.93
				LOS ANGELES CO DA	\$3,028.72
				LOS ANGELES CO SO	\$19,686.71
01-0127		\$1,995.05	02/21/2002		
				CDA A	\$19.95
				GENERAL FUND	\$478.81
				LOS ANGELES CO DA	\$199.51
				LOS ANGELES PD	\$1,296.78
01-0129	KA051786	\$12,976.15	06/19/2002		
				CDA A	\$129.76
				GENERAL FUND	\$3,114.28
				LA VERNE PD	\$8,434.50
				LOS ANGELES CO DA	\$1,297.61
01-0134	SA032500	\$13,861.76	01/25/2002		
				CDA A	\$138.62
				GENERAL FUND	\$3,326.82
				LOS ANGELES CO DA	\$1,386.18
				LOS ANGELES PD	\$9,010.14
01-0140	069414	\$19,838.46	06/28/2002		
				CDA A	\$198.39
				GENERAL FUND	\$4,761.23
				LOS ANGELES CO DA	\$1,983.84
				LOS ANGELES PD	\$12,895.00
01-0141		\$5,166.15	02/21/2002		
				CDA A	\$51.66
				GENERAL FUND	\$1,239.88
				LOS ANGELES CO DA	\$516.62
				LOS ANGELES CO SO	\$3,357.99
01-0142		\$15,358.49	02/21/2002		
				CDA A	\$153.58
				GENERAL FUND	\$3,686.04
				LOS ANGELES CO DA	\$1,535.86
				LOS ANGELES CO SO	\$9,983.01
01-0143	070641	\$30,403.24	02/28/2002		
				CDA A	\$304.03
				GENERAL FUND	\$7,296.78
				LOS ANGELES CO DA	\$3,040.32
				LOS ANGELES CO SO	\$19,762.11



State of California
ASSET FORFEITURE REPORT - 2002

Table 3

Admin. Number	Docket Number	Amount Forfeited	Date Disbursed	Recipient	Amount Disbursed
01-0144		\$4,403.56	05/21/2002		
				CDA A	\$44.03
				GENERAL FUND	\$1,056.85
				LOS ANGELES CO DA	\$440.37
				LOS ANGELES PD	\$2,862.31
01-0156	069002	\$30,079.70	02/28/2002		
				CDA A	\$300.80
				GENERAL FUND	\$7,219.13
				LOS ANGELES CO DA	\$3,007.96
				TF L A IMPACT GROUP 3	\$19,551.81
01-0159	069206	\$98,783.54	03/27/2002		
				CDA A	\$987.84
				CHP-LA SOUTH	\$64,209.30
				GENERAL FUND	\$23,708.05
				LOS ANGELES CO DA	\$9,878.35
01-0161	BA216380	\$4,443.03	07/10/2002		
				CDA A	\$44.43
				GENERAL FUND	\$1,066.33
				LOS ANGELES CO DA	\$444.30
				PASADENA PD	\$2,887.97
01-0162	069094	\$449,397.27	05/02/2002		
				CDA A	\$4,493.97
				GENERAL FUND	\$107,855.35
				LA IMPACT - GROUP 4	\$292,108.20
				LOS ANGELES CO DA	\$44,939.75
01-0165	TA059733	\$1,225.54	03/12/2002		
				CDA A	\$12.25
				GENERAL FUND	\$294.13
				LOS ANGELES CO DA	\$122.55
				LOS ANGELES PD	\$796.61
01-0167	YA047628	\$9,340.08	08/01/2002		
				CDA A	\$93.40
				GENERAL FUND	\$2,241.62
				LOS ANGELES CO DA	\$934.01
				TORRANCE PD	\$6,071.05
01-0169	NA048124	\$1,128.67	04/01/2002		
				CDA A	\$11.28
				GENERAL FUND	\$270.88
				LOS ANGELES CO DA	\$112.88
				LOS ANGELES PD	\$733.63



State of California
ASSET FORFEITURE REPORT - 2002

Table 3

Admin. Number	Docket Number	Amount Forfeited	Date Disbursed	Recipient	Amount Disbursed
01-0170	PA038708	\$7,248.82	05/02/2002		
				CDA A	\$72.49
				GENERAL FUND	\$1,739.72
				LOS ANGELES CO DA	\$724.88
				LOS ANGELES CO SO	\$4,711.73
01-0175	069362	\$50,225.62	01/14/2002		
				CDA A	\$502.26
				GENERAL FUND	\$12,054.15
				LOS ANGELES CO DA	\$5,022.56
				LOS ANGELES CO SO	\$32,646.65
01-0179		\$3,652.90	05/28/2002		
				CDA A	\$36.53
				GENERAL FUND	\$876.69
				LOS ANGELES CO DA	\$365.29
				LOS ANGELES CO SO	\$2,374.39
01-0183		\$11,085.33	02/21/2002		
				CDA A	\$110.85
				CULVER CITY PD	\$7,205.47
				GENERAL FUND	\$2,660.48
				LOS ANGELES CO DA	\$1,108.53
01-0186	070419	\$200,347.87	04/17/2002		
				CDA A	\$2,003.48
				GENERAL FUND	\$48,083.49
				LOS ANGELES CO DA	\$20,034.80
				LOS ANGELES PD	\$130,226.10
01-0189	TA059937	\$26,151.15	11/14/2002		
				CDA A	\$261.51
				GENERAL FUND	\$6,276.28
				LOS ANGELES CO DA	\$2,615.11
				LOS ANGELES CO SO	\$16,998.25
01-0190	BA216812	\$1,685.84	06/28/2002		
				CDA A	\$16.86
				GENERAL FUND	\$404.60
				LOS ANGELES CO DA	\$168.59
				LOS ANGELES PD	\$1,095.79
01-0191		\$1,318.71	11/19/2002		
				CDA A	\$13.19
				GENERAL FUND	\$316.49
				LOS ANGELES CO DA	\$131.87
				REDONDO BEACH PD	\$857.16



State of California
ASSET FORFEITURE REPORT - 2002

Table 3

Admin. Number	Docket Number	Amount Forfeited	Date Disbursed	Recipient	Amount Disbursed
01-0193		\$4,264.22	02/21/2002		
				CDA A	\$42.64
				GENERAL FUND	\$1,023.41
				LOS ANGELES CO DA	\$426.43
				LOS ANGELES CO SO	\$2,771.74
01-0196		\$4,335.32	05/28/2002		
				CDA A	\$43.36
				GENERAL FUND	\$1,040.48
				LOS ANGELES CO DA	\$433.52
				LOS ANGELES CO SO	\$2,817.96
01-0199		\$987.85	01/14/2002		
				CDA A	\$9.88
				GENERAL FUND	\$237.08
				LOS ANGELES CO DA	\$98.79
				LOS ANGELES PD	\$642.10
01-0201		\$2,068.34	05/02/2002		
				CDA A	\$20.68
				GENERAL FUND	\$496.40
				INGLEWOOD PD	\$1,344.41
				LOS ANGELES CO DA	\$206.85
01-0203		\$3,423.81	05/28/2002		
				CDA A	\$34.23
				GENERAL FUND	\$821.71
				GLENDALE PD	\$2,225.47
				LOS ANGELES CO DA	\$342.40
01-0206		\$8,627.69	01/25/2002		
				CDA A	\$86.28
				GENERAL FUND	\$2,070.64
				LOS ANGELES CO DA	\$862.77
				LOS ANGELES PD	\$5,608.00
01-0207		\$3,182.67	02/21/2002		
				CDA A	\$31.83
				GENERAL FUND	\$763.84
				LOS ANGELES CO DA	\$318.27
				LOS ANGELES CO SO	\$2,068.73
01-0208		\$15,007.52	02/21/2002		
				CDA A	\$150.08
				GENERAL FUND	\$3,601.80
				LOS ANGELES CO DA	\$1,500.75
				LOS ANGELES CO SO	\$9,754.89



State of California
ASSET FORFEITURE REPORT - 2002

Table 3

Admin. Number	Docket Number	Amount Forfeited	Date Disbursed	Recipient	Amount Disbursed
01-0209		\$8,970.44	05/02/2002	CA DOJ-BNE ORANGE CDAA GENERAL FUND LOS ANGELES CO DA	\$5,830.79 \$89.70 \$2,152.91 \$897.04
01-0212	MA022448	\$2,032.03	05/28/2002	CDAA GENERAL FUND LOS ANGELES CO DA LOS ANGELES CO SO	\$20.32 \$487.68 \$203.21 \$1,320.82
01-0215		\$3,108.88	02/21/2002	CDAA GENERAL FUND LA IMPACT - GROUP 4 LOS ANGELES CO DA	\$31.09 \$746.13 \$2,020.77 \$310.89
01-0220		\$1,678.67	02/21/2002	CDAA GENERAL FUND LA IMPACT - GROUP 4 LOS ANGELES CO DA	\$16.79 \$402.88 \$1,091.13 \$167.87
01-0221		\$2,049.19	02/21/2002	CDAA GENERAL FUND LOS ANGELES CO DA LOS ANGELES PD	\$20.49 \$491.80 \$204.93 \$1,331.97
01-0223		\$13,901.39	07/01/2002	CDAA GENERAL FUND LOS ANGELES CO DA LOS ANGELES PD	\$139.01 \$3,336.33 \$1,390.15 \$9,035.90
01-0225	BA217432	\$18,656.25	04/17/2002	CDAA GENERAL FUND LOS ANGELES CO DA LOS ANGELES PD	\$186.56 \$4,477.50 \$1,865.63 \$12,126.56
01-0227		\$7,013.86	06/28/2002	CDAA GENERAL FUND LOS ANGELES CO DA LOS ANGELES PD	\$70.15 \$1,683.32 \$701.37 \$4,559.02



State of California
ASSET FORFEITURE REPORT - 2002

Table 3

Admin. Number	Docket Number	Amount Forfeited	Date Disbursed	Recipient	Amount Disbursed
01-0228		\$1,048.94	05/28/2002		
				CDA A	\$10.49
				GENERAL FUND	\$251.75
				LOS ANGELES CO DA	\$104.89
				LOS ANGELES PD	\$681.81
01-0229	071829	\$25,634.42	02/28/2002		
				CDA A	\$256.34
				GENERAL FUND	\$6,152.26
				LOS ANGELES CO DA	\$2,563.44
				LOS ANGELES CO SO	\$16,662.38
01-0232	BA217760	\$4,780.29	07/17/2002		
				CDA A	\$47.81
				GENERAL FUND	\$1,147.27
				LOS ANGELES CO DA	\$478.02
				LOS ANGELES PD	\$3,107.19
01-0234	070156	\$35,102.64	05/21/2002		
				CDA A	\$351.03
				GENERAL FUND	\$8,424.63
				LOS ANGELES CO DA	\$3,510.26
				LOS ANGELES CO SO	\$22,816.72
01-0238		\$2,998.12	08/08/2002		
				CDA A	\$29.98
				GENERAL FUND	\$719.55
				LOS ANGELES CO DA	\$299.81
				LOS ANGELES PD	\$1,948.78
01-0239	070311	\$29,731.06	01/14/2002		
				CDA A	\$297.31
				GENERAL FUND	\$7,135.45
				LOS ANGELES CO DA	\$2,973.11
				LOS ANGELES CO SO	\$19,325.19
01-0240	LA038214	\$1,607.71	07/01/2002		
				CDA A	\$16.08
				GENERAL FUND	\$385.85
				LOS ANGELES CO DA	\$160.77
				LOS ANGELES PD	\$1,045.01
01-0241		\$25,570.80	10/03/2002		
				CDA A	\$255.71
				GENERAL FUND	\$6,136.99
				IRNET	\$16,621.02
				LOS ANGELES CO DA	\$2,557.08



State of California
ASSET FORFEITURE REPORT - 2002

Table 3

Admin. Number	Docket Number	Amount Forfeited	Date Disbursed	Recipient	Amount Disbursed
01-0242	070421	\$33,087.12	06/26/2002		
				CDA A	\$330.87
				GENERAL FUND	\$7,940.91
				LOS ANGELES CO DA	\$3,308.71
				LOS ANGELES CO SO	\$21,506.63
01-0243		\$4,400.19	05/28/2002		
				CDA A	\$44.00
				GENERAL FUND	\$1,056.05
				LOS ANGELES CO DA	\$440.02
				LOS ANGELES PD	\$2,860.12
01-0246	BA218188	\$512.85	09/05/2002		
				CDA A	\$5.13
				GENERAL FUND	\$123.08
				LOS ANGELES CO DA	\$51.29
				LOS ANGELES PD	\$333.35
01-0250		\$3,683.88	02/21/2002		
				CDA A	\$36.84
				GENERAL FUND	\$884.13
				LOS ANGELES CO DA	\$368.39
				LOS ANGELES PD	\$2,394.52
01-0251		\$4,363.15	06/11/2002		
				CDA A	\$43.63
				GENERAL FUND	\$1,047.16
				LOS ANGELES CO DA	\$436.31
				WHITTIER PD	\$2,836.05
01-0253		\$1,227.83	02/21/2002		
				CDA A	\$12.28
				GENERAL FUND	\$294.68
				LOS ANGELES CO DA	\$122.78
				LOS ANGELES PD	\$798.09
01-0255		\$2,631.91	06/19/2002		
				CDA A	\$26.31
				FULLERTON PD	\$1,710.74
				GENERAL FUND	\$631.66
				LOS ANGELES CO DA	\$263.20
01-0258	071094	\$61,541.70	05/02/2002		
				CDA A	\$615.42
				GENERAL FUND	\$14,770.01
				IRNET	\$40,002.10
				LOS ANGELES CO DA	\$6,154.17



State of California
ASSET FORFEITURE REPORT - 2002

Table 3

Admin. Number	Docket Number	Amount Forfeited	Date Disbursed	Recipient	Amount Disbursed
01-0261		\$5,769.56	05/30/2002		
				CDA A	\$57.70
				GENERAL FUND	\$1,384.68
				LOS ANGELES CO DA	\$576.97
				LOS ANGELES PD	\$3,750.21
01-0262	070744	\$23,001.89	01/25/2002		
				BURBANK PD	\$14,951.23
				CDA A	\$230.02
				GENERAL FUND	\$5,520.45
				LOS ANGELES CO DA	\$2,300.19
01-0263	070456	\$147,041.18	06/28/2002		
				CDA A	\$1,470.41
				GENERAL FUND	\$35,289.89
				LOS ANGELES CO DA	\$14,704.11
				LOS ANGELES PD	\$95,576.77
01-0265		\$1,897.16	05/28/2002		
				CDA A	\$18.97
				GENERAL FUND	\$455.32
				LOS ANGELES CO DA	\$189.72
				LOS ANGELES PD	\$1,233.15
01-0266	ka052574	\$1,524.23	01/03/2002		
				CDA A	\$15.24
				GENERAL FUND	\$365.81
				GLENDORA PD	\$990.75
				LOS ANGELES CO DA	\$152.43
01-0268		\$2,731.93	02/21/2002		
				BURBANK PD	\$1,775.75
				CDA A	\$27.32
				GENERAL FUND	\$655.66
				LOS ANGELES CO DA	\$273.20
01-0269		\$12,183.91	05/28/2002		
				CDA A	\$121.83
				GENERAL FUND	\$2,924.14
				LOS ANGELES CO DA	\$1,218.40
				WHITTIER PD	\$7,919.54
01-0270	070603	\$105,399.28	02/11/2002		
				CDA A	\$1,053.99
				GENERAL FUND	\$25,295.83
				LOS ANGELES CO DA	\$10,539.93
				LOS ANGELES PD	\$68,509.53



State of California
ASSET FORFEITURE REPORT - 2002

Table 3

Admin. Number	Docket Number	Amount Forfeited	Date Disbursed	Recipient	Amount Disbursed
01-0271		\$1,513.48	02/21/2002		
				CDA A	\$15.14
				GENERAL FUND	\$363.24
				LOS ANGELES CO DA	\$151.34
				LOS ANGELES PD	\$983.76
01-0272		\$1,003.67	02/21/2002		
				CDA A	\$10.04
				GENERAL FUND	\$240.88
				GLENDALE PD	\$652.39
				LOS ANGELES CO DA	\$100.36
01-0274		\$1,676.18	05/28/2002		
				CDA A	\$16.76
				GENERAL FUND	\$402.28
				LOS ANGELES CO DA	\$167.63
				LOS ANGELES PD	\$1,089.51
01-0275		\$1,584.26	05/28/2002		
				CDA A	\$15.84
				GENERAL FUND	\$380.22
				LOS ANGELES CO DA	\$158.43
				WHITTIER PD	\$1,029.77
01-0276		\$2,730.00	02/21/2002		
				CDA A	\$27.30
				GENERAL FUND	\$655.20
				LOS ANGELES CO DA	\$273.00
				LOS ANGELES PD	\$1,774.50
01-0277		\$3,235.45	01/25/2002		
				CDA A	\$32.36
				GENERAL FUND	\$776.51
				LOS ANGELES CO DA	\$323.54
				LOS ANGELES CO SO	\$2,103.04
01-0278	LA038170	\$12,111.60	05/02/2002		
				CDA A	\$121.12
				GENERAL FUND	\$2,906.79
				LOS ANGELES CO DA	\$1,211.15
				LOS ANGELES CO SO	\$7,872.54
01-0279		\$2,881.66	06/11/2002		
				CDA A	\$28.82
				GENERAL FUND	\$691.60
				LOS ANGELES CO DA	\$288.16
				LOS ANGELES PD	\$1,873.08



State of California
ASSET FORFEITURE REPORT - 2002

Table 3

Admin. Number	Docket Number	Amount Forfeited	Date Disbursed	Recipient	Amount Disbursed
01-0280		\$1,458.41	01/25/2002		
				CDA A	\$14.58
				GENERAL FUND	\$350.02
				LOS ANGELES CO DA	\$145.85
				LOS ANGELES PD	\$947.96
01-0281		\$2,555.77	05/28/2002		
				CDA A	\$25.56
				GENERAL FUND	\$613.38
				LOS ANGELES CO DA	\$255.59
				LOS ANGELES PD	\$1,661.24
01-0283		\$11,792.81	05/28/2002		
				CDA A	\$117.93
				DOJ-BNE LOS ANGELES	\$7,665.32
				GENERAL FUND	\$2,830.27
				LOS ANGELES CO DA	\$1,179.29
01-0284		\$1,682.66	02/21/2002		
				CDA A	\$16.82
				GENERAL FUND	\$403.84
				LOS ANGELES CO DA	\$168.27
				LOS ANGELES PD	\$1,093.73
01-0285		\$6,570.44	05/28/2002		
				CDA A	\$65.70
				DOWNEY PD	\$4,270.78
				GENERAL FUND	\$1,576.90
				LOS ANGELES CO DA	\$657.06
01-0286		\$9,346.76	08/01/2002		
				CDA A	\$93.46
				GENERAL FUND	\$2,243.22
				LOS ANGELES CO DA	\$934.69
				TORRANCE PD	\$6,075.39
01-0287	070696	\$129,983.84	03/12/2002		
				CDA A	\$1,299.84
				CHP-LA SOUTH	\$84,489.50
				GENERAL FUND	\$31,196.12
				LOS ANGELES CO DA	\$12,998.38
01-0288		\$3,301.94	08/08/2002		
				BELL PD	\$2,146.26
				CDA A	\$33.02
				GENERAL FUND	\$792.46
				LOS ANGELES CO DA	\$330.20



State of California
ASSET FORFEITURE REPORT - 2002

Table 3

Admin. Number	Docket Number	Amount Forfeited	Date Disbursed	Recipient	Amount Disbursed
01-0289	LA038164	\$9,402.36	07/10/2002		
				CDA A	\$94.02
				GENERAL FUND	\$2,256.56
				LOS ANGELES CO DA	\$940.24
				LOS ANGELES PD	\$6,111.54
01-0290		\$12,303.86	05/28/2002		
				CDA A	\$123.04
				GENERAL FUND	\$2,952.93
				LOS ANGELES CO DA	\$1,230.38
				LOS ANGELES PD	\$7,997.51
01-0291		\$1,054.77	05/28/2002		
				CDA A	\$10.55
				FOUNTAIN VALLEY PD	\$685.60
				GENERAL FUND	\$253.15
				LOS ANGELES CO DA	\$105.47
01-0292		\$1,581.30	05/28/2002		
				CDA A	\$15.82
				GENERAL FUND	\$379.51
				LOS ANGELES CO DA	\$158.13
				LOS ANGELES PD	\$1,027.84
01-0293	VA066193	\$3,047.25	02/11/2002		
				CDA A	\$30.48
				GENERAL FUND	\$731.34
				LOS ANGELES CO DA	\$304.72
				LOS ANGELES CO SO	\$1,980.71
01-0294		\$4,174.23	05/28/2002		
				CDA A	\$41.74
				GENERAL FUND	\$1,001.82
				LOS ANGELES CO DA	\$417.42
				LOS ANGELES PD	\$2,713.25
01-0297		\$8,454.37	05/28/2002		
				CDA A	\$84.55
				GENERAL FUND	\$2,029.05
				LOS ANGELES CO DA	\$845.43
				LOS ANGELES CO SO	\$5,495.34
01-0298		\$6,336.88	07/01/2002		
				CDA A	\$63.36
				GENERAL FUND	\$1,520.85
				LA IMPACT - GROUP 4	\$4,118.97
				LOS ANGELES CO DA	\$633.70



State of California
ASSET FORFEITURE REPORT - 2002

Table 3

Admin. Number	Docket Number	Amount Forfeited	Date Disbursed	Recipient	Amount Disbursed
01-0299		\$5,086.86	05/28/2002		
				CDA A	\$50.87
				GENERAL FUND	\$1,220.84
				LOS ANGELES CO DA	\$508.69
				WHITTIER PD	\$3,306.46
01-0300	071002	\$4,719.08	05/21/2002		
				BUENA PARK PD	\$3,067.40
				CDA A	\$47.19
				GENERAL FUND	\$1,132.58
				LOS ANGELES CO DA	\$471.91
01-0301		\$9,372.14	05/28/2002		
				CDA A	\$93.72
				GENERAL FUND	\$2,249.31
				LOS ANGELES CO DA	\$937.22
				LOS ANGELES CO SO	\$6,091.89
01-0302	VA066431	\$3,954.02	02/05/2002		
				CDA A	\$39.54
				GENERAL FUND	\$948.96
				LOS ANGELES CO DA	\$395.41
				LOS ANGELES CO SO	\$2,570.11
01-0303	KA053131	\$4,529.89	04/17/2002		
				CDA A	\$45.30
				GENERAL FUND	\$1,087.17
				LOS ANGELES CO DA	\$452.99
				LOS ANGELES CO SO	\$2,944.43
01-0304		\$2,770.13	06/11/2002		
				CDA A	\$27.70
				GENERAL FUND	\$664.83
				LOS ANGELES CO DA	\$277.02
				LOS ANGELES PD	\$1,800.58
01-0305	071223	\$182,671.41	01/25/2002		
				CDA A	\$1,826.71
				GENERAL FUND	\$43,841.14
				LOS ANGELES CO DA	\$18,267.16
				LOS ANGELES CO SO	\$118,736.40
01-0307	BA220245	\$6,344.87	06/19/2002		
				CDA A	\$63.45
				GENERAL FUND	\$1,522.77
				LOS ANGELES CO DA	\$634.48
				LOS ANGELES PD	\$4,124.17



State of California
ASSET FORFEITURE REPORT - 2002

Table 3

Admin. Number	Docket Number	Amount Forfeited	Date Disbursed	Recipient	Amount Disbursed
01-0308	BA219462	\$1,127.29	07/01/2002	CDA GENERAL FUND LOS ANGELES CO DA LOS ANGELES PD	\$11.28 \$270.55 \$112.72 \$732.74
01-0309		\$2,805.06	10/03/2002	CDA GENERAL FUND LOS ANGELES CO DA TF L A IMPACT GROUP 3	\$28.05 \$673.21 \$280.52 \$1,823.28
01-0310		\$1,043.19	05/28/2002	CDA GENERAL FUND LOS ANGELES CO DA LOS ANGELES PD	\$10.43 \$250.36 \$104.33 \$678.07
01-0311	MA022828	\$8,909.70	09/05/2002	CDA GENERAL FUND LOS ANGELES CO DA LOS ANGELES CO SO	\$89.09 \$2,138.33 \$890.98 \$5,791.30
01-0312		\$1,102.99	06/11/2002	CDA GENERAL FUND LOS ANGELES CO DA LOS ANGELES PD	\$11.03 \$264.72 \$110.30 \$716.94
01-0313	071417	\$39,788.57	01/14/2002	CDA GENERAL FUND LOS ANGELES CO DA LOS ANGELES CO SO	\$397.89 \$9,549.26 \$3,978.85 \$25,862.57
01-0314	071222	\$148,150.66	06/11/2002	CDA GENERAL FUND LOS ANGELES CO DA LOS ANGELES PD SOUTH GATE PD	\$1,481.51 \$35,556.16 \$14,815.07 \$91,483.02 \$4,814.90
01-0315		\$1,492.89	05/28/2002	CDA GENERAL FUND LOS ANGELES CO DA WHITTIER PD	\$14.93 \$358.29 \$149.29 \$970.38



State of California
ASSET FORFEITURE REPORT - 2002

Table 3

Admin. Number	Docket Number	Amount Forfeited	Date Disbursed	Recipient	Amount Disbursed
01-0316	KA053505	\$2,402.57	07/10/2002		
				CDA A	\$24.03
				GENERAL FUND	\$576.62
				LOS ANGELES CO DA	\$240.25
				LOS ANGELES CO SO	\$1,561.67
01-0317	071327	\$30,025.66	04/18/2002		
				CDA A	\$300.26
				EL MONTE PD	\$19,516.68
				GENERAL FUND	\$7,206.16
				LOS ANGELES CO DA	\$3,002.56
01-0318		\$3,790.13	05/28/2002		
				CDA A	\$37.90
				GENERAL FUND	\$909.63
				INGLEWOOD PD	\$2,463.59
				LOS ANGELES CO DA	\$379.01
01-0319		\$24,920.42	05/28/2002		
				CDA A	\$249.21
				GENERAL FUND	\$5,980.90
				LOS ANGELES CO DA	\$2,492.03
				LOS ANGELES CO SO	\$16,198.28
01-0320		\$2,414.00	05/28/2002		
				CDA A	\$24.14
				EL MONTE PD	\$1,569.10
				GENERAL FUND	\$579.36
				LOS ANGELES CO DA	\$241.40
01-0321		\$1,101.77	04/18/2002		
				CDA A	\$11.02
				GENERAL FUND	\$264.42
				LOS ANGELES CO DA	\$110.18
				LOS ANGELES PD	\$716.15
01-0322		\$3,871.09	05/28/2002		
				CDA A	\$38.71
				GENERAL FUND	\$929.06
				LOS ANGELES CO DA	\$387.11
				LOS ANGELES PD	\$2,516.21
01-0323	KA053132	\$7,966.26	05/28/2002		
				CDA A	\$79.66
				COVINA PD	\$5,178.06
				GENERAL FUND	\$1,911.90
				LOS ANGELES CO DA	\$796.64



State of California
ASSET FORFEITURE REPORT - 2002

Table 3

Admin. Number	Docket Number	Amount Forfeited	Date Disbursed	Recipient	Amount Disbursed
01-0325	071563	\$59,537.26	01/14/2002		
				CDA A	\$595.37
				GENERAL FUND	\$14,288.94
				LONG BEACH PD	\$38,699.22
				LOS ANGELES CO DA	\$5,953.73
01-0327		\$1,042.54	01/25/2002		
				CDA A	\$10.43
				GENERAL FUND	\$250.21
				LOS ANGELES CO DA	\$104.25
				LOS ANGELES PD	\$677.65
01-0328		\$3,027.13	05/28/2002		
				CDA A	\$30.27
				GENERAL FUND	\$726.51
				LOS ANGELES CO DA	\$302.72
				LOS ANGELES PD	\$1,967.63
01-0329		\$5,297.96	01/25/2002		
				CDA A	\$52.98
				GENERAL FUND	\$1,271.51
				LONG BEACH PD	\$3,443.67
				LOS ANGELES CO DA	\$529.80
01-0331	BA220145	\$4,319.47	08/15/2002		
				CDA A	\$43.20
				DOJ-BNE LOS ANGELES	\$2,807.65
				GENERAL FUND	\$1,036.67
				LOS ANGELES CO DA	\$431.95
01-0332		\$1,365.30	06/11/2002		
				CDA A	\$13.66
				GENERAL FUND	\$327.67
				LOS ANGELES CO DA	\$136.53
				LOS ANGELES PD	\$887.44
01-0333		\$1,004.12	05/28/2002		
				CDA A	\$10.04
				GENERAL FUND	\$240.99
				LOS ANGELES CO DA	\$100.41
				LOS ANGELES CO SO	\$652.68
01-0335		\$3,411.30	06/11/2002		
				CDA A	\$34.11
				GENERAL FUND	\$818.71
				LOS ANGELES CO DA	\$341.14
				LOS ANGELES CO SO	\$2,217.34



State of California
ASSET FORFEITURE REPORT - 2002

Table 3

Admin. Number	Docket Number	Amount Forfeited	Date Disbursed	Recipient	Amount Disbursed
01-0336		\$25,567.72	05/28/2002		
				CDA A	\$255.68
				GENERAL FUND	\$6,136.25
				LONG BEACH PD	\$16,619.01
				LOS ANGELES CO DA	\$2,556.78
01-0337	071564	\$26,932.64	05/28/2002		
				CDA A	\$269.33
				GENERAL FUND	\$6,463.83
				LONG BEACH PD	\$17,506.21
				LOS ANGELES CO DA	\$2,693.27
01-0339		\$4,858.81	06/11/2002		
				CDA A	\$48.59
				GENERAL FUND	\$1,166.11
				LOS ANGELES CO DA	\$485.88
				LOS ANGELES CO SO	\$3,158.23
01-0341		\$1,864.41	01/25/2002		
				CDA A	\$18.65
				GENERAL FUND	\$447.46
				LOS ANGELES CO DA	\$186.43
				LOS ANGELES PD	\$1,211.87
01-0342		\$1,146.69	05/28/2002		
				CDA A	\$11.47
				GENERAL FUND	\$275.21
				LOS ANGELES CO DA	\$114.66
				LOS ANGELES PD	\$745.35
01-0344		\$1,143.58	05/28/2002		
				CDA A	\$11.44
				GENERAL FUND	\$274.46
				LOS ANGELES CO DA	\$114.36
				LOS ANGELES PD	\$743.32
01-0347		\$22,995.75	06/11/2002		
				CDA A	\$229.96
				GENERAL FUND	\$5,518.98
				LOS ANGELES CO DA	\$2,299.57
				SAN GABRIEL PD	\$14,947.24
01-0348		\$1,036.96	06/11/2002		
				CDA A	\$10.37
				GENERAL FUND	\$248.87
				LOS ANGELES CO DA	\$103.70
				LOS ANGELES PD	\$674.02



State of California
ASSET FORFEITURE REPORT - 2002

Table 3

Admin. Number	Docket Number	Amount Forfeited	Date Disbursed	Recipient	Amount Disbursed
01-0349		\$3,803.39	06/19/2002		
				CDA A	\$38.04
				GENERAL FUND	\$912.81
				LOS ANGELES CO DA	\$380.34
				LOS ANGELES PD	\$2,472.20
01-0350		\$2,689.62	05/28/2002		
				CDA A	\$26.90
				GENERAL FUND	\$645.51
				LOS ANGELES CO DA	\$268.96
				LOS ANGELES PD	\$1,748.25
01-0351		\$1,416.93	08/08/2002		
				CDA A	\$14.17
				GENERAL FUND	\$340.06
				LOS ANGELES CO DA	\$141.70
				WHITTIER PD	\$921.00
01-0352		\$1,781.45	06/11/2002		
				CDA A	\$17.82
				GENERAL FUND	\$427.55
				LOS ANGELES CO DA	\$178.14
				LOS ANGELES PD	\$1,157.94
01-0354		\$8,936.67	05/28/2002		
				CDA A	\$89.36
				GENERAL FUND	\$2,144.80
				LOS ANGELES CO DA	\$893.68
				SAN BERNARDINO PD	\$5,808.83
01-0355		\$2,384.52	05/28/2002		
				CDA A	\$23.84
				GENERAL FUND	\$572.28
				LOS ANGELES CO DA	\$238.47
				LOS ANGELES PD	\$1,549.93
01-0356		\$2,892.64	05/28/2002		
				CDA A	\$28.93
				GENERAL FUND	\$694.23
				GLENDALE PD	\$1,880.22
				LOS ANGELES CO DA	\$289.26
01-0358		\$14,254.65	06/11/2002		
				CDA A	\$142.55
				GENERAL FUND	\$3,421.11
				HUNTINGTON BEACH PD	\$9,265.52
				LOS ANGELES CO DA	\$1,425.47



State of California
ASSET FORFEITURE REPORT - 2002

Table 3

Admin. Number	Docket Number	Amount Forfeited	Date Disbursed	Recipient	Amount Disbursed
01-0359		\$12,312.91	10/03/2002		
				CDA A	\$123.12
				GENERAL FUND	\$2,955.10
				HUNTINGTON PARK PD	\$8,003.39
				LOS ANGELES CO DA	\$1,231.30
01-0361	072425	\$73,711.54	04/17/2002		
				CDA A	\$737.12
				GENERAL FUND	\$17,690.77
				LOS ANGELES CO DA	\$7,371.15
				LOS ANGELES CO SO	\$47,912.50
01-0363		\$2,094.27	06/11/2002		
				CDA A	\$20.94
				GENERAL FUND	\$502.62
				LOS ANGELES CO DA	\$209.44
				LOS ANGELES CO SO	\$1,361.27
01-0364		\$2,829.66	09/05/2002		
				CDA A	\$28.30
				GENERAL FUND	\$679.12
				GLENDALE PD	\$1,839.28
				LOS ANGELES CO DA	\$282.96
01-0365	072639	\$5,318.00	07/10/2002		
				CDA A	\$53.18
				GENERAL FUND	\$1,276.32
				LOS ANGELES CO DA	\$531.80
				LOS ANGELES CO SO	\$3,456.70
01-0366		\$12,352.07	05/02/2002		
				CDA A	\$123.52
				GENERAL FUND	\$2,964.50
				LOS ANGELES CO DA	\$1,235.21
				SIMI VALLEY PD	\$8,028.84
01-0367		\$1,718.95	05/28/2002		
				CDA A	\$17.19
				GENERAL FUND	\$412.55
				LOS ANGELES CO DA	\$171.89
				LOS ANGELES PD	\$1,117.32
01-0369		\$1,719.83	05/30/2002		
				CDA A	\$17.20
				GENERAL FUND	\$412.76
				LOS ANGELES CO DA	\$171.99
				LOS ANGELES PD	\$1,117.88



State of California
ASSET FORFEITURE REPORT - 2002

Table 3

Admin. Number	Docket Number	Amount Forfeited	Date Disbursed	Recipient	Amount Disbursed
01-0370		\$4,149.60	06/11/2002	CADOJ-BNE SAN	\$2,697.24
				CDAA	\$41.49
				GENERAL FUND	\$995.90
				LOS ANGELES CO DA	\$414.97
01-0371	071950	\$40,816.80	05/21/2002	CDAA	\$408.17
				GENERAL FUND	\$9,796.03
				LOS ANGELES CO DA	\$4,081.68
				LOS ANGELES PD	\$26,530.92
01-0372	VA067301	\$12,384.35	04/17/2002	CDAA	\$123.85
				GENERAL FUND	\$2,972.24
				LOS ANGELES CO DA	\$1,238.44
				SOUTH GATE PD	\$8,049.82
01-0373		\$11,496.14	06/19/2002	CDAA	\$114.96
				GENERAL FUND	\$2,759.07
				GLENDALE PD	\$7,472.49
				LOS ANGELES CO DA	\$1,149.62
01-0375		\$1,106.41	06/11/2002	CDAA	\$11.06
				GENERAL FUND	\$265.54
				LOS ANGELES CO DA	\$110.65
				LOS ANGELES CO SO	\$719.16
01-0376		\$4,356.24	05/21/2002	CDAA	\$43.56
				GENERAL FUND	\$1,045.50
				LOS ANGELES CO DA	\$435.62
				LOS ANGELES CO SO	\$2,831.56
01-0377		\$3,162.34	04/18/2002	CDAA	\$31.62
				GENERAL FUND	\$758.96
				INGLEWOOD PD	\$2,055.52
				LOS ANGELES CO DA	\$316.24
01-0379		\$21,782.75	06/11/2002	CDAA	\$217.82
				GENERAL FUND	\$5,227.86
				LOS ANGELES CO DA	\$2,178.28
				LOS ANGELES CO SO	\$14,158.79



State of California
ASSET FORFEITURE REPORT - 2002

Table 3

Admin. Number	Docket Number	Amount Forfeited	Date Disbursed	Recipient	Amount Disbursed
01-0380		\$4,300.96	06/11/2002		
				CDA A	\$43.01
				GENERAL FUND	\$1,032.23
				LOS ANGELES CO DA	\$430.10
				LOS ANGELES CO SO	\$2,795.62
01-0381		\$7,630.11	06/11/2002		
				CDA A	\$76.30
				GENERAL FUND	\$1,831.22
				LOS ANGELES CO DA	\$763.03
				LOS ANGELES CO SO	\$4,959.56
01-0382		\$5,635.63	10/03/2002		
				CDA A	\$56.35
				GENERAL FUND	\$1,352.55
				LOS ANGELES CO DA	\$563.57
				LOS ANGELES CO SO	\$3,663.16
01-0384		\$8,928.78	06/19/2002		
				CDA A	\$89.29
				GARDENA PD	\$5,803.71
				GENERAL FUND	\$2,142.91
				LOS ANGELES CO DA	\$892.87
01-0385		\$2,528.05	06/11/2002		
				CDA A	\$25.28
				GENERAL FUND	\$606.73
				LOS ANGELES CO DA	\$252.81
				LOS ANGELES CO SO	\$1,643.23
01-0386		\$1,267.30	06/11/2002		
				CDA A	\$12.68
				GENERAL FUND	\$304.15
				LOS ANGELES CO DA	\$126.73
				LOS ANGELES CO SO	\$823.74
01-0387		\$8,988.47	06/11/2002		
				CDA A	\$89.88
				GENERAL FUND	\$2,157.23
				LOS ANGELES CO DA	\$898.86
				LOS ANGELES CO SO	\$5,842.50
01-0388	072424	\$37,592.92	04/17/2002		
				CDA A	\$375.93
				GENERAL FUND	\$9,022.30
				LOS ANGELES CO DA	\$3,759.29
				LOS ANGELES CO SO	\$24,435.40



State of California
ASSET FORFEITURE REPORT - 2002

Table 3

Admin. Number	Docket Number	Amount Forfeited	Date Disbursed	Recipient	Amount Disbursed
01-0389		\$2,816.96	05/28/2002		
				CDA A	\$28.17
				EL SEGUNDO PD	\$1,831.03
				GENERAL FUND	\$676.07
				LOS ANGELES CO DA	\$281.69
01-0390		\$13,789.90	05/28/2002		
				CDA A	\$137.90
				GENERAL FUND	\$3,309.57
				LOS ANGELES CO DA	\$1,379.00
				LOS ANGELES PD	\$8,963.43
01-0391	LA038968	\$3,664.85	10/23/2002		
				CDA A	\$36.65
				GENERAL FUND	\$879.57
				LOS ANGELES CO DA	\$366.48
				LOS ANGELES PD	\$2,382.15
01-0392		\$5,070.00	06/11/2002		
				CDA A	\$50.70
				GENERAL FUND	\$1,216.80
				LOS ANGELES CO DA	\$507.00
				LOS ANGELES CO SO	\$3,295.50
01-0393	TA061989	\$13,744.26	08/15/2002		
				CDA A	\$137.44
				GENERAL FUND	\$3,298.62
				LOS ANGELES CO DA	\$1,374.43
				LOS ANGELES CO SO	\$8,933.77
01-0394		\$4,576.76	06/11/2002		
				CDA A	\$45.77
				GENERAL FUND	\$1,098.42
				LOS ANGELES CO DA	\$457.67
				LOS ANGELES CO SO	\$2,974.90
01-0396	073672	\$45,756.76	05/28/2002		
				CDA A	\$457.57
				GENERAL FUND	\$10,981.62
				LOS ANGELES CO DA	\$4,575.68
				LOS ANGELES CO SO	\$29,741.89
01-0397	072785	\$25,432.87	05/28/2002		
				CDA A	\$254.33
				GENERAL FUND	\$6,103.89
				HUNTINGTON PARK PD	\$16,531.37
				LOS ANGELES CO DA	\$2,543.28



State of California
ASSET FORFEITURE REPORT - 2002

Table 3

Admin. Number	Docket Number	Amount Forfeited	Date Disbursed	Recipient	Amount Disbursed
01-0398	073203	\$32,537.66	02/21/2002	CDA GENERAL FUND LOS ANGELES CO DA LOS ANGELES CO SO	\$325.38 \$7,809.04 \$3,253.76 \$21,149.48
01-0399	072499	\$46,536.24	05/02/2002	CDA GENERAL FUND LOS ANGELES CO DA LOS ANGELES PD	\$465.36 \$11,168.70 \$4,653.62 \$30,248.56
01-0400	072397	\$98,610.34	10/23/2002	CDA CULVER CITY PD GENERAL FUND LOS ANGELES CO DA	\$986.10 \$64,096.72 \$23,666.49 \$9,861.03
01-0402	072731	\$50,322.42	01/25/2002	CDA GENERAL FUND LOS ANGELES CO DA LOS ANGELES CO SO	\$503.22 \$12,077.38 \$5,032.25 \$32,709.57
01-0404	072498	\$36,624.93	03/22/2002	CDA GARDENA PD GENERAL FUND LOS ANGELES CO DA SANTA MONICA PD	\$365.63 \$11,913.86 \$8,775.23 \$3,656.34 \$11,913.87
01-0405		\$1,115.54	03/22/2002	CDA FULLERTON PD GENERAL FUND LOS ANGELES CO DA	\$11.15 \$725.10 \$267.73 \$111.56
01-0406		\$1,292.21	05/30/2002	CDA GENERAL FUND LOS ANGELES CO DA LOS ANGELES PD	\$12.92 \$310.13 \$129.23 \$839.93
01-0407		\$4,455.99	05/30/2002	CDA GENERAL FUND LOS ANGELES CO DA LOS ANGELES PD	\$44.56 \$1,069.44 \$445.60 \$2,896.39



State of California
ASSET FORFEITURE REPORT - 2002

Table 3

Admin. Number	Docket Number	Amount Forfeited	Date Disbursed	Recipient	Amount Disbursed
01-0408		\$15,739.75	08/08/2002		
				CDAA	\$157.40
				GENERAL FUND	\$3,777.54
				LOS ANGELES CO DA	\$1,573.98
				LOS ANGELES CO SO	\$10,230.83
01-0409		\$13,013.73	05/30/2002		
				CDAA	\$130.13
				GENERAL FUND	\$3,123.30
				LOS ANGELES CO DA	\$1,301.38
				LOS ANGELES CO SO	\$8,458.92
01-0410		\$7,925.54	06/19/2002		
				CDAA	\$79.25
				GENERAL FUND	\$1,902.13
				LOS ANGELES CO DA	\$792.56
				LOS ANGELES CO SO	\$5,151.60
01-0412	072591	\$398,786.79	02/21/2002		
				CDAA	\$3,987.87
				CHP-LA SOUTH	\$259,211.40
				GENERAL FUND	\$95,708.83
				LOS ANGELES CO DA	\$39,878.69
01-0413		\$1,061.87	05/30/2002		
				CDAA	\$10.62
				GENERAL FUND	\$254.85
				LOS ANGELES CO DA	\$106.18
				LOS ANGELES PD	\$690.22
01-0414		\$2,724.46	08/08/2002		
				CDAA	\$27.24
				GENERAL FUND	\$653.87
				LOS ANGELES CO DA	\$272.46
				TF L A IMPACT GROUP 3	\$1,770.89
01-0415	072784	\$226,833.70	05/02/2002		
				CDAA	\$2,268.34
				GENERAL FUND	\$54,440.09
				LOS ANGELES CO DA	\$22,683.37
				LOS ANGELES CO SO	\$147,441.90
01-0417		\$3,175.55	06/11/2002		
				CDAA	\$31.76
				GENERAL FUND	\$762.13
				INGLEWOOD PD	\$2,064.11
				LOS ANGELES CO DA	\$317.55



State of California
ASSET FORFEITURE REPORT - 2002

Table 3

Admin. Number	Docket Number	Amount Forfeited	Date Disbursed	Recipient	Amount Disbursed
01-0419		\$8,503.94	06/11/2002		
				CDA A	\$85.04
				GENERAL FUND	\$2,040.94
				LOS ANGELES CO DA	\$850.40
				LOS ANGELES CO SO	\$5,527.56
01-0420		\$11,201.69	06/11/2002		
				CDA A	\$112.02
				GENERAL FUND	\$2,688.41
				LOS ANGELES CO DA	\$1,120.16
				LOS ANGELES CO SO	\$7,281.10
01-0421		\$2,573.86	05/30/2002		
				CDA A	\$25.74
				GENERAL FUND	\$617.73
				LOS ANGELES CO DA	\$257.38
				LOS ANGELES PD	\$1,673.01
01-0422		\$1,144.90	06/11/2002		
				CDA A	\$11.45
				GENERAL FUND	\$274.78
				LOS ANGELES CO DA	\$114.49
				WEST COVINA PD	\$744.18
01-0423		\$17,086.95	06/11/2002		
				CDA A	\$170.87
				GENERAL FUND	\$4,100.87
				LOS ANGELES CO DA	\$1,708.69
				LOS ANGELES CO SO	\$11,106.52
01-0425	02K03839	\$15,402.82	09/16/2002		
				CDA A	\$154.03
				GENERAL FUND	\$3,696.68
				LOS ANGELES CO DA	\$1,540.28
				LOS ANGELES CO SO	\$10,011.83
01-0427		\$4,012.52	03/22/2002		
				CDA A	\$40.12
				GARDEN GROVE PD	\$2,608.13
				GENERAL FUND	\$963.00
				LOS ANGELES CO DA	\$401.27
01-0428		\$1,091.27	06/11/2002		
				CDA A	\$10.92
				GENERAL FUND	\$261.91
				LOS ANGELES CO DA	\$109.11
				LOS ANGELES PD	\$709.33



State of California
ASSET FORFEITURE REPORT - 2002

Table 3

Admin. Number	Docket Number	Amount Forfeited	Date Disbursed	Recipient	Amount Disbursed
01-0429		\$2,314.26	05/30/2002		
				CDA A	\$23.15
				GENERAL FUND	\$555.42
				LOS ANGELES CO DA	\$231.42
				LOS ANGELES PD	\$1,504.27
01-0430	BA223792	\$7,660.69	02/28/2002		
				CDA A	\$76.61
				GENERAL FUND	\$1,838.56
				LOS ANGELES CO DA	\$766.07
				LOS ANGELES CO SO	\$4,979.45
01-0431	072730	\$768,008.03	05/28/2002		
				CDA A	\$7,680.08
				GENERAL FUND	\$184,321.93
				LOS ANGELES CO DA	\$76,800.78
				LOS ANGELES CO SO	\$499,205.24
01-0432	KA054673	\$6,261.26	07/17/2002		
				CDA A	\$62.61
				EL MONTE PD	\$4,069.82
				GENERAL FUND	\$1,502.70
				LOS ANGELES CO DA	\$626.13
01-0433	072875	\$40,748.17	05/28/2002		
				CDA A	\$407.48
				GENERAL FUND	\$9,779.56
				HUNTINGTON PARK PD	\$26,486.31
				LOS ANGELES CO DA	\$4,074.82
01-0434		\$11,151.31	07/10/2002		
				CDA A	\$111.52
				GENERAL FUND	\$2,676.32
				LOS ANGELES CO DA	\$1,115.12
				TF L A IMPACT GROUP 2	\$7,248.35
01-0435		\$3,945.35	10/03/2002		
				CDA A	\$39.46
				GENERAL FUND	\$946.88
				LOS ANGELES CO DA	\$394.53
				TF L A IMPACT GROUP 3	\$2,564.48
01-0436	BA224206	\$16,471.42	08/22/2002		
				CDA A	\$164.71
				GENERAL FUND	\$3,953.14
				LA IMPACT - GROUP 1	\$10,706.42
				LOS ANGELES CO DA	\$1,647.15



State of California
ASSET FORFEITURE REPORT - 2002

Table 3

Admin. Number	Docket Number	Amount Forfeited	Date Disbursed	Recipient	Amount Disbursed
01-0437		\$1,894.23	06/11/2002		
				CDA A	\$18.94
				GENERAL FUND	\$454.61
				LOS ANGELES CO DA	\$189.42
				LOS ANGELES PD	\$1,231.26
01-0438		\$1,936.48	05/30/2002		
				CDA A	\$19.37
				GENERAL FUND	\$464.75
				LOS ANGELES CO DA	\$193.65
				LOS ANGELES CO SO	\$1,258.71
01-0439		\$4,264.80	06/11/2002		
				CDA A	\$42.64
				GENERAL FUND	\$1,023.55
				LOS ANGELES CO DA	\$426.49
				SAN FERNANDO PD	\$2,772.12
01-0440		\$2,992.35	06/11/2002		
				CDA A	\$29.93
				GENERAL FUND	\$718.16
				LOS ANGELES CO DA	\$299.23
				LOS ANGELES PD	\$1,945.03
01-0441	072850	\$42,461.12	03/27/2002		
				CDA A	\$424.61
				GENERAL FUND	\$10,190.67
				LOS ANGELES CO DA	\$4,246.11
				LOS ANGELES PD	\$27,599.73
01-0442		\$2,376.88	06/11/2002		
				CDA A	\$23.77
				GENERAL FUND	\$570.45
				LOS ANGELES CO DA	\$237.69
				LOS ANGELES PD	\$1,544.97
01-0443	073156	\$301,672.28	02/21/2002		
				CDA A	\$3,016.72
				GENERAL FUND	\$72,401.35
				LOS ANGELES CO DA	\$30,167.21
				LOS ANGELES CO SO	\$196,087.00
01-0444		\$1,242.75	05/30/2002		
				CDA A	\$12.43
				GENERAL FUND	\$298.26
				LOS ANGELES CO DA	\$124.28
				LOS ANGELES PD	\$807.78



State of California
ASSET FORFEITURE REPORT - 2002

Table 3

Admin. Number	Docket Number	Amount Forfeited	Date Disbursed	Recipient	Amount Disbursed
01-0445		\$2,686.84	05/30/2002		
				CDA A	\$26.86
				GENERAL FUND	\$644.84
				GLENDAL E PD	\$1,746.44
				LOS ANGELES CO DA	\$268.70
01-0446	073202	\$27,318.51	11/14/2002		
				CDA A	\$273.19
				CULVER CITY PD	\$17,757.03
				GENERAL FUND	\$6,556.44
				LOS ANGELES CO DA	\$2,731.85
01-0447		\$12,383.99	08/15/2002		
				CDA A	\$123.84
				GENERAL FUND	\$2,972.16
				LOS ANGELES CO DA	\$1,238.39
				LOS ANGELES CO SO	\$8,049.60
01-0449		\$1,881.11	06/11/2002		
				CDA A	\$18.81
				GENERAL FUND	\$451.47
				LOS ANGELES CO DA	\$188.11
				LOS ANGELES PD	\$1,222.72
01-0450	073157	\$30,398.27	04/18/2002		
				CDA A	\$303.98
				GENERAL FUND	\$7,295.58
				LOS ANGELES CO DA	\$3,039.83
				LOS ANGELES CO SO	\$19,758.88
01-0451	073155	\$28,539.34	05/02/2002		
				CDA A	\$285.39
				GENERAL FUND	\$6,849.44
				LOS ANGELES CO DA	\$2,853.94
				LOS ANGELES CO SO	\$18,550.57
01-0452		\$6,500.15	08/08/2002		
				CDA A	\$65.00
				GENERAL FUND	\$1,560.04
				IRNET	\$4,225.10
				LOS ANGELES CO DA	\$650.01
01-0453		\$3,085.72	06/19/2002		
				CDA A	\$30.86
				GENERAL FUND	\$740.57
				LOS ANGELES CO DA	\$308.57
				WHITTIER PD	\$2,005.72



State of California
ASSET FORFEITURE REPORT - 2002

Table 3

Admin. Number	Docket Number	Amount Forfeited	Date Disbursed	Recipient	Amount Disbursed
01-0454		\$8,763.82	11/06/2002		
				CDA A	\$87.64
				GENERAL FUND	\$2,103.32
				LOS ANGELES CO DA	\$876.38
				PASADENA PD	\$5,696.48
01-0455		\$1,746.76	06/11/2002		
				CDA A	\$17.47
				GENERAL FUND	\$419.22
				LOS ANGELES CO DA	\$174.68
				WHITTIER PD	\$1,135.39
01-0456		\$1,375.75	07/01/2002		
				CDA A	\$13.76
				GENERAL FUND	\$330.18
				LOS ANGELES CO DA	\$137.58
				WHITTIER PD	\$894.23
01-0458		\$6,425.57	06/19/2002		
				CDA A	\$64.26
				GENERAL FUND	\$1,542.13
				LOS ANGELES CO DA	\$642.56
				LOS ANGELES PD	\$4,176.62
01-0459		\$3,809.42	05/30/2002		
				CDA A	\$38.09
				GENERAL FUND	\$914.26
				LOS ANGELES CO DA	\$380.95
				LOS ANGELES CO SO	\$2,476.12
01-0460		\$2,566.75	05/30/2002		
				CDA A	\$25.67
				GENERAL FUND	\$616.02
				LOS ANGELES CO DA	\$256.67
				LOS ANGELES PD	\$1,668.39
01-0461		\$3,816.62	05/30/2002		
				CDA A	\$38.16
				GENERAL FUND	\$915.99
				LOS ANGELES CO DA	\$381.67
				LOS ANGELES CO SO	\$2,480.80
01-0462		\$11,435.41	06/11/2002		
				CDA A	\$114.35
				GENERAL FUND	\$2,744.50
				LOS ANGELES CO DA	\$1,143.54
				WHITTIER PD	\$7,433.02



State of California
ASSET FORFEITURE REPORT - 2002

Table 3

Admin. Number	Docket Number	Amount Forfeited	Date Disbursed	Recipient	Amount Disbursed
01-0463	073283	\$54,720.38	06/19/2002	CDA GENERAL FUND LOS ANGELES CO DA LOS ANGELES PD	\$547.20 \$13,132.89 \$5,472.04 \$35,568.25
01-0464	073282	\$67,813.36	05/02/2002	CDA GENERAL FUND LOS ANGELES CO DA LOS ANGELES PD	\$678.14 \$16,275.21 \$6,781.33 \$44,078.68
01-0465		\$1,031.67	05/30/2002	CDA GENERAL FUND LOS ANGELES CO DA LOS ANGELES PD	\$10.32 \$247.60 \$103.16 \$670.59
01-0467	073281	\$40,230.47	02/21/2002	CDA GENERAL FUND HUNTINGTON BEACH PD LOS ANGELES CO DA	\$402.30 \$9,655.31 \$26,149.81 \$4,023.05
01-0468	073328	\$44,496.37	08/01/2002	CDA GENERAL FUND LOS ANGELES CO DA LOS ANGELES CO SO	\$444.96 \$10,679.13 \$4,449.64 \$28,922.64
01-0469		\$2,081.59	10/21/2002	CDA GENERAL FUND LOS ANGELES CO DA LOS ANGELES CO SO	\$20.82 \$499.59 \$208.14 \$1,353.04
01-0470	073280	\$303,499.33	05/28/2002	CDA GENERAL FUND LA IMPACT - GROUP 4 LOS ANGELES CO DA	\$3,034.99 \$72,839.84 \$197,274.60 \$30,349.90
01-0471		\$3,986.26	06/19/2002	CDA GENERAL FUND LOS ANGELES CO DA LOS ANGELES CO SO	\$39.87 \$956.70 \$398.62 \$2,591.07



State of California
ASSET FORFEITURE REPORT - 2002

Table 3

Admin. Number	Docket Number	Amount Forfeited	Date Disbursed	Recipient	Amount Disbursed
01-0472		\$1,493.11	05/30/2002		
				CDA A	\$14.93
				CHP-LA SOUTH	\$970.52
				GENERAL FUND	\$358.35
				LOS ANGELES CO DA	\$149.31
01-0473	LA039309	\$694.33	04/17/2002		
				CDA A	\$6.95
				GENERAL FUND	\$166.64
				LOS ANGELES CO DA	\$69.43
				LOS ANGELES PD	\$451.31
01-0475		\$11,864.51	06/11/2002		
				CDA A	\$118.64
				GENERAL FUND	\$2,847.48
				LOS ANGELES CO DA	\$1,186.46
				LOS ANGELES CO SO	\$7,711.93
01-0476		\$2,663.32	07/01/2002		
				CDA A	\$26.63
				GENERAL FUND	\$639.19
				LOS ANGELES CO DA	\$266.35
				LOS ANGELES PD	\$1,731.15
01-0479		\$7,204.97	06/11/2002		
				CDA A	\$72.05
				GENERAL FUND	\$1,729.19
				LOS ANGELES CO DA	\$720.50
				PASADENA PD	\$4,683.23
01-0481	PA039920	\$10,433.71	07/01/2002		
				CDA A	\$104.34
				GENERAL FUND	\$2,504.09
				LOS ANGELES CO DA	\$1,043.37
				LOS ANGELES CO SO	\$6,781.91
01-0482		\$5,779.91	07/01/2002		
				CDA A	\$57.80
				GENERAL FUND	\$1,387.18
				LOS ANGELES CO DA	\$577.99
				PASADENA PD	\$3,756.94
01-0483	KA055138	\$18,104.36	07/01/2002		
				CDA A	\$181.04
				GENERAL FUND	\$4,345.04
				LOS ANGELES CO DA	\$1,810.45
				LOS ANGELES CO SO	\$11,767.83



State of California
ASSET FORFEITURE REPORT - 2002

Table 3

Admin. Number	Docket Number	Amount Forfeited	Date Disbursed	Recipient	Amount Disbursed
01-0485		\$4,031.84	07/01/2002	CDA GENERAL FUND LA IMPACT - GROUP 4 LOS ANGELES CO DA	\$40.32 \$967.64 \$2,620.69 \$403.19
01-0487	BA224971	\$6,553.23	05/28/2002	CDA GENERAL FUND LOS ANGELES CO DA LOS ANGELES PD	\$65.54 \$1,572.78 \$655.31 \$4,259.60
01-0488	KA055162	\$1,295.57	03/27/2002	CDA CLAREMONT PD GENERAL FUND LOS ANGELES CO DA	\$12.95 \$842.12 \$310.93 \$129.57
01-0490		\$1,593.84	07/01/2002	CDA GENERAL FUND INGLEWOOD PD LOS ANGELES CO DA	\$15.94 \$382.52 \$1,036.00 \$159.38
01-0491	02K01807	\$4,068.58	06/19/2002	CDA GENERAL FUND HAWTHORNE PD LOS ANGELES CO DA	\$40.69 \$976.46 \$2,644.57 \$406.86
02-0001		\$1,301.06	10/03/2002	CDA GENERAL FUND LOS ANGELES CO DA LOS ANGELES PD	\$13.01 \$312.25 \$130.12 \$845.68
02-0002		\$6,501.80	07/01/2002	CDA GENERAL FUND LOS ANGELES CO DA LOS ANGELES CO SO	\$65.01 \$1,560.43 \$650.20 \$4,226.16
02-0004	073847	\$38,132.21	05/02/2002	CDA GENERAL FUND LOS ANGELES CO DA LOS ANGELES CO SO	\$381.33 \$9,151.73 \$3,813.21 \$24,785.94



State of California
ASSET FORFEITURE REPORT - 2002

Table 3

Admin. Number	Docket Number	Amount Forfeited	Date Disbursed	Recipient	Amount Disbursed
02-0006		\$9,617.34	06/19/2002		
				CDA A	\$96.18
				GENERAL FUND	\$2,308.16
				LOS ANGELES CO DA	\$961.73
				LOS ANGELES PD	\$6,251.27
02-0008		\$7,835.39	07/01/2002		
				CDA A	\$78.36
				GENERAL FUND	\$1,880.49
				LOS ANGELES CO DA	\$783.53
				LOS ANGELES CO SO	\$5,093.01
02-0009		\$1,483.71	07/01/2002		
				CDA A	\$14.84
				GENERAL FUND	\$356.09
				LOS ANGELES CO DA	\$148.37
				LOS ANGELES CO SO	\$964.41
02-0010		\$4,037.70	08/08/2002		
				CDA A	\$40.37
				GENERAL FUND	\$969.05
				LOS ANGELES CO DA	\$403.78
				LOS ANGELES CO SO	\$2,624.50
02-0011	TA063144	\$10,538.61	10/21/2002		
				CDA A	\$105.39
				GENERAL FUND	\$2,529.26
				LA IMPACT - GROUP 1	\$6,850.10
				LOS ANGELES CO DA	\$1,053.86
02-0013		\$1,077.86	07/01/2002		
				CDA A	\$10.78
				GENERAL FUND	\$258.69
				LOS ANGELES CO DA	\$107.78
				LOS ANGELES PD	\$700.61
02-0014		\$4,653.27	08/08/2002		
				CDA A	\$46.54
				GENERAL FUND	\$1,116.79
				LOS ANGELES CO DA	\$465.31
				TORRANCE PD	\$3,024.63
02-0015		\$2,336.19	08/08/2002		
				CDA A	\$23.36
				GENERAL FUND	\$560.68
				LOS ANGELES CO DA	\$233.63
				LOS ANGELES CO SO	\$1,518.52



State of California
ASSET FORFEITURE REPORT - 2002

Table 3

Admin. Number	Docket Number	Amount Forfeited	Date Disbursed	Recipient	Amount Disbursed
02-0016		\$3,761.24	10/21/2002	CDA GENERAL FUND LOS ANGELES CO DA LOS ANGELES CO SO	\$37.61 \$902.70 \$376.13 \$2,444.80
02-0017		\$2,903.97	07/01/2002	CDA GENERAL FUND LOS ANGELES CO DA LOS ANGELES CO SO	\$29.04 \$696.95 \$290.41 \$1,887.57
02-0018		\$1,235.38	07/01/2002	CDA GENERAL FUND LOS ANGELES CO DA TF L A IMPACT GROUP 2	\$12.36 \$296.49 \$123.53 \$803.00
02-0019		\$2,800.40	06/19/2002	CDA GENERAL FUND LOS ANGELES CO DA LOS ANGELES CO SO	\$28.01 \$672.10 \$280.03 \$1,820.26
02-0020		\$1,353.12	08/08/2002	CDA GENERAL FUND LOS ANGELES CO DA LOS ANGELES CO SO	\$13.53 \$324.75 \$135.32 \$879.52
02-0021		\$9,721.04	07/17/2002	CDA GENERAL FUND LOS ANGELES CO DA LOS ANGELES CO SO	\$97.21 \$2,333.05 \$972.11 \$6,318.67
02-0022	074104	\$37,005.62	11/14/2002	CDA GENERAL FUND LOS ANGELES CO DA LOS ANGELES CO SO	\$370.06 \$8,881.35 \$3,700.56 \$24,053.65
02-0023		\$6,050.40	07/01/2002	CDA GENERAL FUND LOS ANGELES CO DA LOS ANGELES CO SO	\$60.50 \$1,452.10 \$605.04 \$3,932.76



State of California
ASSET FORFEITURE REPORT - 2002

Table 3

Admin. Number	Docket Number	Amount Forfeited	Date Disbursed	Recipient	Amount Disbursed
02-0024		\$7,403.54	06/19/2002	BUENA PARK PD	\$4,812.30
				CDAA	\$74.03
				GENERAL FUND	\$1,776.85
				LOS ANGELES CO DA	\$740.36
02-0025		\$4,135.91	07/01/2002	CDAA	\$41.35
				GENERAL FUND	\$992.62
				LOS ANGELES CO DA	\$413.60
				LOS ANGELES PD	\$2,688.34
02-0027		\$16,391.00	06/19/2002	CDAA	\$163.91
				GENERAL FUND	\$3,933.84
				LA IMPACT - GROUP 4	\$10,654.15
				LOS ANGELES CO DA	\$1,639.10
02-0028		\$17,668.06	11/19/2002	CDAA	\$176.68
				GENERAL FUND	\$4,240.33
				LOS ANGELES CO DA	\$1,766.81
				LOS ANGELES CO SO	\$11,484.24
02-0029		\$1,779.14	07/01/2002	CDAA	\$17.79
				GARDENA PD	\$1,156.44
				GENERAL FUND	\$426.99
				LOS ANGELES CO DA	\$177.92
02-0031		\$2,192.40	07/01/2002	CDAA	\$21.92
				GENERAL FUND	\$526.17
				LOS ANGELES CO DA	\$219.25
				LOS ANGELES PD	\$1,425.06
02-0032		\$2,830.80	06/19/2002	CDAA	\$28.31
				GENERAL FUND	\$679.40
				LOS ANGELES CO DA	\$283.08
				LOS ANGELES PD	\$1,840.01
02-0033	075969	\$34,472.09	08/15/2002	CDAA	\$344.72
				GENERAL FUND	\$8,273.30
				LOS ANGELES CO DA	\$3,447.21
				LOS ANGELES CO SO	\$22,406.86



State of California
ASSET FORFEITURE REPORT - 2002

Table 3

Admin. Number	Docket Number	Amount Forfeited	Date Disbursed	Recipient	Amount Disbursed
02-0034	KA055616	\$7,409.44	07/17/2002		
				CDA A	\$74.09
				GENERAL FUND	\$1,778.27
				LOS ANGELES CO DA	\$740.95
				WEST COVINA PD	\$4,816.13
02-0035		\$938.12	05/28/2002		
				CDA A	\$9.38
				GENERAL FUND	\$225.15
				LOS ANGELES CO DA	\$93.82
				LOS ANGELES PD	\$609.77
02-0036		\$9,352.48	10/03/2002		
				CDA A	\$93.53
				GENERAL FUND	\$2,244.60
				LOS ANGELES CO DA	\$935.24
				LOS ANGELES PD	\$6,079.11
02-0037		\$1,391.27	10/03/2002		
				CDA A	\$13.91
				GENERAL FUND	\$333.90
				LOS ANGELES CO DA	\$139.14
				LOS ANGELES PD	\$904.32
02-0038		\$1,963.36	07/01/2002		
				CDA A	\$19.64
				GENERAL FUND	\$471.21
				LOS ANGELES CO DA	\$196.33
				LOS ANGELES PD	\$1,276.18
02-0039		\$22,864.15	07/01/2002		
				CDA A	\$228.64
				GENERAL FUND	\$5,487.40
				LOS ANGELES CO DA	\$2,286.42
				LOS ANGELES CO SO	\$14,861.69
02-0041		\$21,620.45	08/08/2002		
				CDA A	\$216.21
				GENERAL FUND	\$5,188.91
				LOS ANGELES CO DA	\$2,162.04
				SANTA MONICA PD	\$14,053.29
02-0042		\$3,643.40	07/01/2002		
				CDA A	\$36.44
				GENERAL FUND	\$874.41
				LOS ANGELES CO DA	\$364.34
				LOS ANGELES PD	\$2,368.21



State of California
ASSET FORFEITURE REPORT - 2002

Table 3

Admin. Number	Docket Number	Amount Forfeited	Date Disbursed	Recipient	Amount Disbursed
02-0043		\$1,751.28	08/08/2002		
				CDA A	\$17.52
				GENERAL FUND	\$420.31
				LOS ANGELES CO DA	\$175.12
				LOS ANGELES PD	\$1,138.33
02-0045	BA227276	\$1,731.14	10/03/2002		
				CDA A	\$17.31
				GENERAL FUND	\$415.47
				LOS ANGELES CO DA	\$173.12
				LOS ANGELES CO SO	\$1,125.24
02-0046	074268	\$161,549.22	05/28/2002		
				CDA A	\$1,615.49
				GENERAL FUND	\$38,771.81
				LA IMPACT - GROUP 4	\$105,007.00
				LOS ANGELES CO DA	\$16,154.92
02-0048		\$1,614.47	07/01/2002		
				CDA A	\$16.14
				GENERAL FUND	\$387.47
				LOS ANGELES CO DA	\$161.46
				LOS ANGELES CO SO	\$1,049.40
02-0049		\$4,683.62	10/03/2002		
				CDA A	\$46.84
				GENERAL FUND	\$1,124.07
				LOS ANGELES CO DA	\$468.36
				LOS ANGELES PD	\$3,044.35
02-0051		\$13,809.82	07/01/2002		
				CDA A	\$138.10
				GENERAL FUND	\$3,314.36
				INGLEWOOD PD	\$8,976.38
				LOS ANGELES CO DA	\$1,380.98
02-0052		\$17,197.26	05/28/2002		
				CDA A	\$171.97
				GENERAL FUND	\$4,127.34
				LOS ANGELES CO DA	\$1,719.73
				WHITTIER PD	\$11,178.22
02-0054	075130	\$38,163.07	07/01/2002		
				ANAHEIM PD	\$24,806.00
				CDA A	\$381.63
				GENERAL FUND	\$9,159.14
				LOS ANGELES CO DA	\$3,816.30



State of California
ASSET FORFEITURE REPORT - 2002

Table 3

Admin. Number	Docket Number	Amount Forfeited	Date Disbursed	Recipient	Amount Disbursed
02-0055	075016	\$25,452.98	07/01/2002		
				CDA A	\$254.53
				GENERAL FUND	\$6,108.71
				LOS ANGELES CO DA	\$2,545.30
				LOS ANGELES CO SO	\$16,544.44
02-0056		\$1,398.69	10/03/2002		
				CDA A	\$13.99
				GENERAL FUND	\$335.68
				LOS ANGELES CO DA	\$139.87
				LOS ANGELES PD	\$909.15
02-0057		\$1,175.62	08/08/2002		
				CDA A	\$11.76
				GENERAL FUND	\$282.15
				LOS ANGELES CO DA	\$117.56
				LOS ANGELES PD	\$764.15
02-0058		\$9,204.29	11/14/2002		
				CDA A	\$92.04
				GENERAL FUND	\$2,209.03
				HAWTHORNE PD	\$5,982.79
				LOS ANGELES CO DA	\$920.43
02-0061		\$7,916.35	10/03/2002		
				CDA A	\$79.16
				GENERAL FUND	\$1,899.92
				LOS ANGELES CO DA	\$791.65
				LOS ANGELES CO SO	\$5,145.62
02-0062	LA039962	\$1,434.19	10/03/2002		
				CDA A	\$14.34
				GENERAL FUND	\$344.20
				LOS ANGELES CO DA	\$143.43
				LOS ANGELES PD	\$932.22
02-0063		\$2,059.04	08/08/2002		
				CDA A	\$20.59
				GENERAL FUND	\$494.17
				LOS ANGELES CO DA	\$205.91
				LOS ANGELES PD	\$1,338.37
02-0064	KA055878	\$2,484.60	08/01/2002		
				CDA A	\$24.85
				GENERAL FUND	\$596.30
				LOS ANGELES CO DA	\$248.46
				WEST COVINA PD	\$1,614.99



State of California
ASSET FORFEITURE REPORT - 2002

Table 3

Admin. Number	Docket Number	Amount Forfeited	Date Disbursed	Recipient	Amount Disbursed
02-0065		\$8,339.78	08/08/2002		
				CDA	\$83.39
				GENERAL FUND	\$2,001.55
				LOS ANGELES CO DA	\$833.98
				LOS ANGELES PD	\$5,420.86
02-0068	074737	\$28,837.93	07/01/2002		
				CDA	\$288.38
				GENERAL FUND	\$6,921.10
				LOS ANGELES CO DA	\$2,883.79
				LOS ANGELES CO SO	\$18,744.66
02-0069	GA048940	\$1,043.21	06/26/2002		
				CDA	\$10.43
				GENERAL FUND	\$250.37
				LOS ANGELES CO DA	\$104.32
				LOS ANGELES CO SO	\$678.09
02-0070		\$3,672.21	08/08/2002		
				CDA	\$36.73
				GENERAL FUND	\$881.33
				LOS ANGELES CO DA	\$367.22
				LOS ANGELES CO SO	\$2,386.93
02-0071		\$9,098.68	07/01/2002		
				CDA	\$90.99
				GENERAL FUND	\$2,183.68
				LA IMPACT - GROUP 4	\$5,914.14
				LOS ANGELES CO DA	\$909.87
02-0074	GA049131	\$7,968.31	06/19/2002		
				CDA	\$79.68
				GENERAL FUND	\$1,912.39
				GLENDALE PD	\$5,179.40
				LOS ANGELES CO DA	\$796.84
02-0076		\$7,082.06	07/01/2002		
				CDA	\$70.82
				GENERAL FUND	\$1,699.69
				LOS ANGELES CO DA	\$708.21
				LOS ANGELES CO SO	\$4,603.34
02-0077	YA051160	\$1,851.87	07/17/2002		
				CDA	\$18.52
				GENERAL FUND	\$444.45
				LOS ANGELES CO DA	\$185.18
				TORRANCE PD	\$1,203.72



State of California
ASSET FORFEITURE REPORT - 2002

Table 3

Admin. Number	Docket Number	Amount Forfeited	Date Disbursed	Recipient	Amount Disbursed
02-0078		\$18,863.29	08/08/2002		
				CDA A	\$188.64
				GENERAL FUND	\$4,527.19
				LOS ANGELES CO DA	\$1,886.32
				LOS ANGELES CO SO	\$12,261.14
02-0080		\$5,193.17	10/03/2002		
				CDA A	\$51.93
				GENERAL FUND	\$1,246.36
				LOS ANGELES CO DA	\$519.32
				LOS ANGELES PD	\$3,375.56
02-0081		\$2,348.26	08/08/2002		
				CDA A	\$23.49
				GENERAL FUND	\$563.58
				LOS ANGELES CO DA	\$234.82
				LOS ANGELES CO SO	\$1,526.37
02-0082	VA069874	\$1,437.05	10/03/2002		
				CDA A	\$14.37
				GENERAL FUND	\$344.89
				LOS ANGELES CO DA	\$143.71
				LOS ANGELES CO SO	\$934.08
02-0085	075028	\$1,518,466.04	07/01/2002		
				CDA A	\$15,184.66
				GENERAL FUND	\$364,431.85
				LOS ANGELES CO DA	\$151,846.63
				LOS ANGELES CO SO	\$987,002.90
02-0088	075665	\$29,724.44	07/01/2002		
				CDA A	\$297.24
				GENERAL FUND	\$7,133.87
				LOS ANGELES CO DA	\$2,972.44
				LOS ANGELES CO SO	\$19,320.89
02-0090	VA070121	\$2,290.55	12/05/2002		
				CDA A	\$22.91
				GENERAL FUND	\$549.73
				LOS ANGELES CO DA	\$229.06
				WHITTIER PD	\$1,488.85
02-0091		\$2,351.50	10/03/2002		
				CDA A	\$23.52
				GENERAL FUND	\$564.36
				LOS ANGELES CO DA	\$235.14
				LOS ANGELES PD	\$1,528.48



State of California
ASSET FORFEITURE REPORT - 2002

Table 3

Admin. Number	Docket Number	Amount Forfeited	Date Disbursed	Recipient	Amount Disbursed
02-0092	PA040793	\$16,603.74	08/15/2002	CDA GENERAL FUND LOS ANGELES CO DA LOS ANGELES PD	\$166.03 \$3,984.90 \$1,660.38 \$10,792.43
02-0093	LA040085	\$978.27	07/10/2002	CDA GENERAL FUND LOS ANGELES CO DA LOS ANGELES PD	\$9.78 \$234.78 \$97.84 \$635.87
02-0095	GA049093	\$1,240.93	09/05/2002	CDA GENERAL FUND LOS ANGELES CO DA LOS ANGELES CO SO	\$12.41 \$297.82 \$124.09 \$806.61
02-0096	075327	\$51,000.80	10/21/2002	CDA EL MONTE PD GENERAL FUND LOS ANGELES CO DA	\$510.01 \$33,150.52 \$12,240.19 \$5,100.08
02-0097	075922	\$35,289.95	11/14/2002	CDA GENERAL FUND LOS ANGELES CO DA SAN BERNARDINO CO SO	\$352.90 \$8,469.59 \$3,528.99 \$22,938.47
02-0099		\$7,080.72	10/21/2002	CDA GENERAL FUND LOS ANGELES CO DA LOS ANGELES CO SO	\$70.81 \$1,699.37 \$708.07 \$4,602.47
02-0101		\$4,476.46	11/14/2002	CDA GENERAL FUND LOS ANGELES CO DA SIGNAL HILL PD	\$44.77 \$1,074.35 \$447.65 \$2,909.69
02-0102	VA070195	\$1,398.48	12/16/2002	CDA DOWNEY PD GENERAL FUND LOS ANGELES CO DA	\$13.99 \$909.01 \$335.63 \$139.85



State of California
ASSET FORFEITURE REPORT - 2002

Table 3

Admin. Number	Docket Number	Amount Forfeited	Date Disbursed	Recipient	Amount Disbursed
02-0105		\$11,156.03	08/08/2002		
				CDA A	\$111.56
				DOWNEY PD	\$7,251.42
				GENERAL FUND	\$2,677.45
				LOS ANGELES CO DA	\$1,115.60
02-0106		\$14,223.62	10/03/2002		
				CDA A	\$142.24
				GENERAL FUND	\$3,413.67
				LOS ANGELES CO DA	\$1,422.36
				WEST COVINA PD	\$9,245.35
02-0107	BA228043	\$1,081.12	09/05/2002		
				CDA A	\$10.82
				GENERAL FUND	\$259.47
				LOS ANGELES CO DA	\$108.10
				LOS ANGELES PD	\$702.73
02-0108		\$14,993.65	10/03/2002		
				CDA A	\$149.93
				GENERAL FUND	\$3,598.48
				LOS ANGELES CO DA	\$1,499.37
				LOS ANGELES PD	\$9,745.87
02-0109		\$3,497.04	11/19/2002		
				CDA A	\$34.97
				GENERAL FUND	\$839.29
				LOS ANGELES CO DA	\$349.70
				LOS ANGELES PD	\$2,273.08
02-0110		\$1,423.73	10/03/2002		
				CDA A	\$14.23
				GENERAL FUND	\$341.69
				LOS ANGELES CO DA	\$142.39
				LOS ANGELES PD	\$925.42
02-0111		\$1,240.33	10/03/2002		
				CDA A	\$12.40
				GENERAL FUND	\$297.68
				LOS ANGELES CO DA	\$124.04
				LOS ANGELES PD	\$806.21
02-0113	KA056414	\$3,108.35	07/17/2002		
				CDA A	\$31.09
				GENERAL FUND	\$746.00
				LOS ANGELES CO DA	\$310.83
				LOS ANGELES CO SO	\$2,020.43



State of California
ASSET FORFEITURE REPORT - 2002

Table 3

Admin. Number	Docket Number	Amount Forfeited	Date Disbursed	Recipient	Amount Disbursed
02-0116		\$11,120.17	08/08/2002	CDA DOWNEY PD GENERAL FUND LOS ANGELES CO DA	\$111.20 \$7,228.11 \$2,668.84 \$1,112.02
02-0117		\$4,368.29	11/19/2002	CDA GENERAL FUND LA IMPACT - GROUP 4 LOS ANGELES CO DA	\$43.69 \$1,048.39 \$2,839.39 \$436.82
02-0118		\$2,530.30	10/03/2002	CDA GENERAL FUND GLENDALE PD LOS ANGELES CO DA	\$25.31 \$607.27 \$1,644.69 \$253.03
02-0119	075364	\$34,186.86	08/01/2002	CDA EL MONTE PD GENERAL FUND LOS ANGELES CO DA	\$341.87 \$22,221.46 \$8,204.85 \$3,418.68
02-0120		\$8,199.34	10/03/2002	CDA GENERAL FUND LOS ANGELES CO DA LOS ANGELES CO SO	\$82.00 \$1,967.84 \$819.93 \$5,329.57
02-0121		\$7,081.25	08/08/2002	CDA EL MONTE PD GENERAL FUND LOS ANGELES CO DA	\$70.81 \$4,602.81 \$1,699.50 \$708.13
02-0122		\$9,715.30	08/08/2002	CDA GENERAL FUND LOS ANGELES CO DA LOS ANGELES CO SO	\$97.15 \$2,331.67 \$971.54 \$6,314.94
02-0124		\$2,127.45	11/19/2002	CDA GENERAL FUND LOS ANGELES CO DA LOS ANGELES PD	\$21.28 \$510.59 \$212.74 \$1,382.84



State of California
ASSET FORFEITURE REPORT - 2002

Table 3

Admin. Number	Docket Number	Amount Forfeited	Date Disbursed	Recipient	Amount Disbursed
02-0125		\$989.52	08/08/2002		
				CDA A	\$9.90
				GENERAL FUND	\$237.48
				LOS ANGELES CO DA	\$98.95
				LOS ANGELES PD	\$643.19
02-0126	VA070483	\$9,090.04	09/05/2002		
				CDA A	\$90.90
				GENERAL FUND	\$2,181.61
				LOS ANGELES CO DA	\$909.01
				LOS ANGELES CO SO	\$5,908.52
02-0127	BS075686	\$80,167.48	10/21/2002		
				CDA A	\$801.67
				GENERAL FUND	\$19,240.19
				LOS ANGELES CO DA	\$8,016.76
				LOS ANGELES CO SO	\$52,108.86
02-0130		\$1,442.00	11/19/2002		
				CDA A	\$14.42
				GENERAL FUND	\$346.08
				LOS ANGELES CO DA	\$144.20
				LOS ANGELES PD	\$937.30
02-0133		\$16,285.86	08/15/2002		
				CDA A	\$162.86
				GENERAL FUND	\$3,908.61
				LOS ANGELES CO DA	\$1,628.58
				MONTEBELLO PD	\$7,939.36
				PASADENA PD	\$2,646.45
02-0134		\$3,577.85	10/03/2002		
				CDA A	\$35.78
				GENERAL FUND	\$858.68
				LOS ANGELES CO DA	\$357.79
				LOS ANGELES PD	\$2,325.60
02-0136		\$2,602.76	11/14/2002		
				CDA A	\$26.02
				GENERAL FUND	\$624.66
				LOS ANGELES CO DA	\$260.29
				LOS ANGELES CO SO	\$1,691.79
02-0137		\$3,370.28	11/14/2002		
				CDA A	\$33.71
				GENERAL FUND	\$808.87
				LOS ANGELES CO DA	\$337.02
				LOS ANGELES CO SO	\$2,190.68



State of California
ASSET FORFEITURE REPORT - 2002

Table 3

Admin. Number	Docket Number	Amount Forfeited	Date Disbursed	Recipient	Amount Disbursed
02-0138		\$2,043.71	08/08/2002		
				CDAA	\$20.44
				GENERAL FUND	\$490.49
				LOS ANGELES CO DA	\$204.37
				LOS ANGELES CO SO	\$1,328.41
02-0139		\$12,628.78	08/08/2002		
				CDAA	\$126.29
				GENERAL FUND	\$3,030.91
				LOS ANGELES CO DA	\$1,262.87
				TF L A IMPACT GROUP 3	\$8,208.71
02-0140	075664	\$28,063.53	10/21/2002		
				CDAA	\$280.63
				GENERAL FUND	\$6,735.25
				GLENDALE PD	\$18,241.29
				LOS ANGELES CO DA	\$2,806.36
02-0141		\$3,871.86	11/19/2002		
				CDAA	\$38.72
				GENERAL FUND	\$929.25
				LOS ANGELES CO DA	\$387.18
				LOS ANGELES PD	\$2,516.71
02-0142		\$4,212.34	11/19/2002		
				CDAA	\$42.13
				GENERAL FUND	\$1,010.96
				GLENDALE PD	\$2,738.02
				LOS ANGELES CO DA	\$421.23
02-0144		\$13,731.40	11/19/2002		
				CDAA	\$137.32
				GENERAL FUND	\$3,295.54
				LOS ANGELES CO DA	\$1,373.13
				LOS ANGELES PD	\$8,925.41
02-0146		\$4,174.81	11/19/2002		
				CDAA	\$41.74
				GENERAL FUND	\$1,001.95
				LOS ANGELES CO DA	\$417.50
				LOS ANGELES CO SO	\$2,713.62
02-0147		\$5,700.59	11/19/2002		
				CDAA	\$57.01
				GENERAL FUND	\$1,368.14
				LOS ANGELES CO DA	\$570.06
				LOS ANGELES CO SO	\$3,705.38



State of California
ASSET FORFEITURE REPORT - 2002

Table 3

Admin. Number	Docket Number	Amount Forfeited	Date Disbursed	Recipient	Amount Disbursed
02-0148		\$8,565.59	08/08/2002		
				CDA A	\$85.66
				GENERAL FUND	\$2,055.74
				LOS ANGELES CO DA	\$856.56
				LOS ANGELES CO SO	\$5,567.63
02-0149		\$4,001.14	08/08/2002		
				CDA A	\$40.01
				GENERAL FUND	\$960.27
				LOS ANGELES CO DA	\$400.12
				LOS ANGELES CO SO	\$2,600.74
02-0150		\$4,548.45	11/14/2002		
				CDA A	\$45.49
				GENERAL FUND	\$1,091.63
				LOS ANGELES CO DA	\$454.84
				LOS ANGELES CO SO	\$2,956.49
02-0151		\$1,940.91	11/14/2002		
				CDA A	\$19.41
				GENERAL FUND	\$465.82
				LOS ANGELES CO DA	\$194.09
				LOS ANGELES PD	\$1,261.59
02-0154		\$2,100.55	10/03/2002		
				CDA A	\$21.01
				GENERAL FUND	\$504.13
				LOS ANGELES CO DA	\$210.05
				LOS ANGELES CO SO	\$1,365.36
02-0156		\$3,176.69	11/14/2002		
				CDA A	\$31.77
				CHP-LA SOUTH	\$2,064.84
				GENERAL FUND	\$762.41
				LOS ANGELES CO DA	\$317.67
02-0158		\$1,022.17	11/14/2002		
				BEVERLY HILLS PD	\$664.41
				CDA A	\$10.22
				GENERAL FUND	\$245.32
				LOS ANGELES CO DA	\$102.22
02-0160		\$16,331.24	11/19/2002		
				CDA A	\$163.32
				GENERAL FUND	\$3,919.50
				LOS ANGELES CO DA	\$1,633.11
				LOS ANGELES PD	\$10,615.31



State of California
ASSET FORFEITURE REPORT - 2002

Table 3

Admin. Number	Docket Number	Amount Forfeited	Date Disbursed	Recipient	Amount Disbursed
02-0166	GA047924	\$3,112.86	12/16/2002	CDA GENERAL FUND LOS ANGELES CO DA PASADENA PD	\$31.13 \$747.09 \$311.28 \$2,023.36
02-0172		\$15,737.00	08/15/2002	BALDWIN PARK PD CDA GENERAL FUND LOS ANGELES CO DA	\$10,229.05 \$157.37 \$3,776.88 \$1,573.70
02-0173		\$2,150.46	11/19/2002	CDA GENERAL FUND LOS ANGELES CO DA LOS ANGELES PD	\$21.51 \$516.11 \$215.04 \$1,397.80
02-0175		\$3,914.63	11/14/2002	CDA GENERAL FUND LOS ANGELES CO DA LOS ANGELES PD	\$39.14 \$939.51 \$391.47 \$2,544.51
02-0176		\$4,539.70	11/19/2002	CDA GENERAL FUND LOS ANGELES CO DA LOS ANGELES PD	\$45.40 \$1,089.53 \$453.96 \$2,950.81
02-0177		\$1,342.82	06/26/2002	CDA GENERAL FUND LOS ANGELES CO DA LOS ANGELES CO SO	\$13.43 \$322.28 \$134.28 \$872.83
02-0178	KA056867	\$1,839.06	10/03/2002	CDA GENERAL FUND GLEN DORA PD LOS ANGELES CO DA	\$18.39 \$441.37 \$1,195.39 \$183.91
02-0179		\$13,004.12	09/16/2002	CDA GENERAL FUND LOS ANGELES CO DA LOS ANGELES PD	\$130.04 \$3,120.99 \$1,300.41 \$8,452.68



State of California
ASSET FORFEITURE REPORT - 2002

Table 3

Admin. Number	Docket Number	Amount Forfeited	Date Disbursed	Recipient	Amount Disbursed
02-0180		\$1,263.78	11/14/2002		
				CDA A	\$12.64
				GENERAL FUND	\$303.31
				LOS ANGELES CO DA	\$126.38
				REDONDO BEACH PD	\$821.45
02-0182		\$2,153.54	11/14/2002		
				CDA A	\$21.54
				GENERAL FUND	\$516.85
				LOS ANGELES CO DA	\$215.35
				WHITTIER PD	\$1,399.80
02-0183		\$3,408.54	11/14/2002		
				CDA A	\$34.09
				GENERAL FUND	\$818.05
				LOS ANGELES CO DA	\$340.85
				LOS ANGELES PD	\$2,215.55
02-0184	LA040465	\$260.54	09/05/2002		
				CDA A	\$2.60
				GENERAL FUND	\$62.53
				LOS ANGELES CO DA	\$26.06
				LOS ANGELES PD	\$169.35
02-0185		\$1,179.84	12/16/2002		
				CDA A	\$11.80
				GENERAL FUND	\$283.16
				LOS ANGELES CO DA	\$117.98
				LOS ANGELES PD	\$766.90
02-0186		\$2,286.88	11/19/2002		
				CDA A	\$22.87
				GENERAL FUND	\$548.85
				LOS ANGELES CO DA	\$228.69
				LOS ANGELES PD	\$1,486.47
02-0189		\$1,891.60	11/19/2002		
				CDA A	\$18.91
				GENERAL FUND	\$453.98
				LOS ANGELES CO DA	\$189.18
				LOS ANGELES PD	\$1,229.53
02-0191		\$12,563.95	11/19/2002		
				CDA A	\$125.64
				GENERAL FUND	\$3,015.35
				LOS ANGELES CO DA	\$1,256.39
				LOS ANGELES CO SO	\$8,166.57



State of California
ASSET FORFEITURE REPORT - 2002

Table 3

Admin. Number	Docket Number	Amount Forfeited	Date Disbursed	Recipient	Amount Disbursed
02-0192		\$1,707.43	11/19/2002	CDA CHP-LA SOUTH GENERAL FUND LOS ANGELES CO DA	\$17.07 \$1,109.82 \$409.78 \$170.76
02-0194		\$8,731.81	11/19/2002	CDA GENERAL FUND LOS ANGELES CO DA WHITTIER PD	\$87.32 \$2,095.63 \$873.18 \$5,675.68
02-0196		\$933.33	10/03/2002	CDA GENERAL FUND GLENDALE PD LOS ANGELES CO DA	\$9.34 \$224.00 \$606.66 \$93.33
02-0197		\$6,774.17	11/19/2002	CDA GENERAL FUND LOS ANGELES CO DA LOS ANGELES CO SO	\$67.74 \$1,625.80 \$677.42 \$4,403.21
02-0199		\$15,192.69	11/19/2002	CDA GENERAL FUND LOS ANGELES CO DA LOS ANGELES CO SO	\$151.93 \$3,646.24 \$1,519.27 \$9,875.25
02-0200		\$20,448.33	11/19/2002	CDA GENERAL FUND LOS ANGELES CO DA LOS ANGELES CO SO	\$204.48 \$4,907.60 \$2,044.84 \$13,291.41
02-0202	KA056745	\$4,550.64	10/03/2002	CDA GENERAL FUND LOS ANGELES CO DA WEST COVINA PD	\$45.51 \$1,092.16 \$455.05 \$2,957.92
02-0209		\$2,141.18	11/19/2002	CDA GENERAL FUND LOS ANGELES CO DA REDONDO BEACH PD	\$21.41 \$513.88 \$214.12 \$1,391.77



State of California
ASSET FORFEITURE REPORT - 2002

Table 3

Admin. Number	Docket Number	Amount Forfeited	Date Disbursed	Recipient	Amount Disbursed
02-0211	KA057205	\$9,037.31	11/06/2002	CDA GENERAL FUND LOS ANGELES CO DA LOS ANGELES CO SO	\$90.38 \$2,168.95 \$903.73 \$5,874.25
02-0214		\$168.41	10/03/2002	CDA GENERAL FUND LOS ANGELES CO DA LOS ANGELES PD	\$1.68 \$40.42 \$16.85 \$109.46
02-0215		\$1,292.51	11/19/2002	CDA GENERAL FUND LOS ANGELES CO DA LOS ANGELES PD	\$12.93 \$310.20 \$129.25 \$840.13
02-0216		\$3,792.51	10/21/2002	CDA GENERAL FUND LOS ANGELES CO DA LOS ANGELES CO SO	\$37.92 \$910.20 \$379.26 \$2,465.13
02-0223		\$7,609.87	10/23/2002	CDA GENERAL FUND LOS ANGELES CO DA LOS ANGELES CO SO	\$76.10 \$1,826.37 \$760.98 \$4,946.42
02-0224		\$9,318.36	10/23/2002	CDA GENERAL FUND LOS ANGELES CO DA LOS ANGELES PD	\$93.18 \$2,236.41 \$931.84 \$6,056.93
02-0235		\$4,672.45	12/05/2002	CDA DOWNEY PD GENERAL FUND LOS ANGELES CO DA	\$46.72 \$3,037.09 \$1,121.39 \$467.25
02-0236	VA071451	\$6,486.63	12/16/2002	CDA DOWNEY PD GENERAL FUND LOS ANGELES CO DA	\$64.87 \$4,216.31 \$1,556.79 \$648.66



State of California
ASSET FORFEITURE REPORT - 2002

Table 3

Admin. Number	Docket Number	Amount Forfeited	Date Disbursed	Recipient	Amount Disbursed
02-0238	077260	\$33,571.10	12/16/2002		
				CDA A	\$335.71
				GENERAL FUND	\$8,057.06
				LOS ANGELES CO DA	\$3,357.12
				LOS ANGELES CO SO	\$21,821.21
02-0240		\$2,013.81	10/23/2002		
				CDA A	\$20.14
				DOWNEY PD	\$1,308.97
				GENERAL FUND	\$483.31
				LOS ANGELES CO DA	\$201.39
02-0241		\$10,760.25	12/05/2002		
				CDA A	\$107.60
				DOWNEY PD	\$6,994.16
				GENERAL FUND	\$2,582.46
				LOS ANGELES CO DA	\$1,076.03
02-0253	TA054199	\$855.06	12/05/2002		
				CDA A	\$8.55
				GENERAL FUND	\$205.21
				HAWTHORNE PD	\$555.79
				LOS ANGELES CO DA	\$85.51
02-0256		\$10,494.78	12/05/2002		
				CDA A	\$104.95
				DOWNEY PD	\$6,821.60
				GENERAL FUND	\$2,518.74
				LOS ANGELES CO DA	\$1,049.49
02-0257		\$558.65	12/05/2002		
				CDA A	\$5.59
				GENERAL FUND	\$134.07
				LOS ANGELES CO DA	\$55.87
				LOS ANGELES PD	\$363.12
02-0258		\$1,277.42	12/05/2002		
				CDA A	\$12.78
				GENERAL FUND	\$306.58
				LOS ANGELES CO DA	\$127.74
				LOS ANGELES PD	\$830.32
02-0261		\$6,431.14	12/05/2002		
				CDA A	\$64.31
				DOWNEY PD	\$4,180.24
				GENERAL FUND	\$1,543.47
				LOS ANGELES CO DA	\$643.12



State of California
ASSET FORFEITURE REPORT - 2002

Table 3

Admin. Number	Docket Number	Amount Forfeited	Date Disbursed	Recipient	Amount Disbursed
02-0266		\$2,791.24	10/23/2002		
				CDA A	\$27.92
				GENERAL FUND	\$669.89
				LOS ANGELES CO DA	\$279.12
				LOS ANGELES PD	\$1,814.31
02-0269		\$1,993.80	12/05/2002		
				CDA A	\$19.94
				GENERAL FUND	\$478.51
				LOS ANGELES CO DA	\$199.38
				LOS ANGELES CO SO	\$1,295.97
02-0272	077434	\$50,559.53	11/14/2002		
				CDA A	\$505.60
				GENERAL FUND	\$12,134.29
				LOS ANGELES CO DA	\$5,055.94
				LOS ANGELES CO SO	\$32,863.70
02-0278	BA232918	\$527.98	11/14/2002		
				CDA A	\$5.28
				GENERAL FUND	\$126.71
				LOS ANGELES CO DA	\$52.81
				LOS ANGELES PD	\$343.18
02-0283	077432	\$23,246.13	11/14/2002		
				CDA A	\$232.46
				GENERAL FUND	\$5,579.07
				LOS ANGELES CO DA	\$2,324.61
				LOS ANGELES CO SO	\$15,109.99
02-0287	ba233334	\$449.01	11/06/2002		
				CDA A	\$4.49
				GENERAL FUND	\$107.77
				LOS ANGELES CO DA	\$44.89
				LOS ANGELES PD	\$291.86
02-0293		\$14,060.51	12/05/2002		
				CDA A	\$140.61
				GENERAL FUND	\$3,374.52
				LOS ANGELES CO DA	\$1,406.05
				LOS ANGELES PD	\$9,139.33
02-0297		\$10,175.40	12/05/2002		
				CDA A	\$101.75
				GENERAL FUND	\$2,442.10
				LOS ANGELES CO DA	\$1,017.54
				LOS ANGELES CO SO	\$6,614.01



State of California
ASSET FORFEITURE REPORT - 2002

Table 3

Admin. Number	Docket Number	Amount Forfeited	Date Disbursed	Recipient	Amount Disbursed
02-0310	BS077858	\$26,195.97	11/06/2002		
				CDA A	\$261.96
				GENERAL FUND	\$6,287.03
				LOS ANGELES CO DA	\$2,619.60
				LOS ANGELES CO SO	\$17,027.38
02-0314	BS077857	\$62,941.72	12/05/2002		
				CDA A	\$629.42
				GENERAL FUND	\$15,106.01
				HAWTHORNE PD	\$40,912.12
				LOS ANGELES CO DA	\$6,294.17
02-0319		\$19,158.23	12/05/2002		
				CDA A	\$191.58
				GENERAL FUND	\$4,597.98
				LOS ANGELES CO DA	\$1,915.81
				SAN BERNARDINO CO SO	\$12,452.86
02-0320		\$22,005.55	12/05/2002		
				CDA A	\$220.06
				GENERAL FUND	\$5,281.33
				LOS ANGELES CO DA	\$2,200.55
				LOS ANGELES CO SO	\$14,303.61
02-0327	LA041134	\$8,231.92	12/16/2002		
				CDA A	\$82.32
				GENERAL FUND	\$1,975.66
				LOS ANGELES CO DA	\$823.19
				LOS ANGELES PD	\$5,350.75
02-0332		\$2,688.51	12/05/2002		
				CDA A	\$26.89
				FULLERTON PD	\$1,747.53
				GENERAL FUND	\$645.24
				LOS ANGELES CO DA	\$268.85
02-0333		\$1,680.15	12/05/2002		
				CDA A	\$16.80
				GENERAL FUND	\$403.24
				LA IMPACT - GROUP 4	\$1,092.10
				LOS ANGELES CO DA	\$168.01
02-0334		\$17,410.08	12/26/2002		
				CDA A	\$174.10
				GENERAL FUND	\$4,178.42
				LOS ANGELES CO DA	\$1,741.01
				SAN BERNARDINO CO SO	\$11,316.55



State of California
ASSET FORFEITURE REPORT - 2002

Table 3

Admin. Number	Docket Number	Amount Forfeited	Date Disbursed	Recipient	Amount Disbursed
02-0335		\$7,239.23	12/26/2002		
				CDA A	\$72.39
				GENERAL FUND	\$1,737.42
				LOS ANGELES CO DA	\$723.92
				SAN BERNARDINO CO SO	\$4,705.50
02-0364		\$5,880.62	12/26/2002		
				CDA A	\$58.81
				GENERAL FUND	\$1,411.35
				LOS ANGELES CO DA	\$588.06
				LOS ANGELES CO SO	\$3,822.40
02-0375	BS078510	\$45,315.57	12/26/2002		
				CDA A	\$453.16
				GENERAL FUND	\$10,875.74
				LOS ANGELES CO DA	\$4,531.55
				LOS ANGELES CO SO	\$29,455.12
95-0427	BA123409	\$15,708.09	07/17/2002		
				CDA A	\$157.08
				GENERAL FUND	\$3,769.94
				LOS ANGELES CO DA	\$1,570.81
				LOS ANGELES PD	\$10,210.26
96-0095	BA128425	\$30,029.30	09/05/2002		
				CDA A	\$300.30
				GENERAL FUND	\$7,207.03
				LOS ANGELES CO DA	\$3,002.93
				LOS ANGELES PD	\$19,519.04
96-0107		\$865.40	10/21/2002		
				CDA A	\$8.66
				GENERAL FUND	\$207.69
				LOS ANGELES CO DA	\$86.54
				TF L A IMPACT GROUP 3	\$562.51
96-0397	SA026816	\$518.23	04/17/2002		
				CDA A	\$5.20
				GENERAL FUND	\$124.37
				LOS ANGELES CO DA	\$51.81
				LOS ANGELES PD	\$336.85
96-0443	BA141501	\$1,402.56	11/14/2002		
				CDA A	\$14.03
				GENERAL FUND	\$336.62
				LOS ANGELES CO DA	\$140.24
				LOS ANGELES PD	\$911.67



State of California
ASSET FORFEITURE REPORT - 2002

Table 3

Admin. Number	Docket Number	Amount Forfeited	Date Disbursed	Recipient	Amount Disbursed
97-0066		\$32.60	10/21/2002		
				CDA A	\$0.33
				GENERAL FUND	\$7.82
				LOS ANGELES CO DA	\$3.27
				TF L A IMPACT GROUP 2	\$21.18
97-0175	SA029111	\$1,351.75	09/16/2002		
				CDA A	\$13.52
				GENERAL FUND	\$324.42
				LOS ANGELES CO DA	\$135.18
				LOS ANGELES PD	\$878.63
97-0243		\$3,702.84	10/21/2002		
				CDA A	\$37.03
				GENERAL FUND	\$888.68
				LOS ANGELES CO DA	\$370.29
				SOUTH GATE PD	\$2,406.84
97-0286		\$1,389.49	10/21/2002		
				CDA A	\$13.89
				GENERAL FUND	\$333.48
				LOS ANGELES CO DA	\$138.95
				TF L A IMPACT GROUP 3	\$903.17
97-0336	BA147016	\$1,259.72	04/17/2002		
				CDA A	\$12.59
				GENERAL FUND	\$302.33
				LA IMPACT - GROUP 4	\$818.81
				LOS ANGELES CO DA	\$125.99
97-0369	PA028380	\$5,371.34	04/01/2002		
				CDA A	\$53.72
				GENERAL FUND	\$1,289.12
				LOS ANGELES CO DA	\$537.13
				LOS ANGELES PD	\$3,491.37
98-0042		\$8,678.87	01/25/2002		
				CDA A	\$86.79
				GENERAL FUND	\$2,082.93
				LOS ANGELES CO DA	\$867.89
				LOS ANGELES CO SO	\$1,880.71
				LOS ANGELES PD	\$1,880.71
				US DEA	\$1,879.84
98-0121	LA029646	\$1,357.96	02/21/2002		
				CDA A	\$13.58
				GENERAL FUND	\$325.91
				LOS ANGELES CO DA	\$135.80



State of California
ASSET FORFEITURE REPORT - 2002

Table 3

Admin. Number	Docket Number	Amount Forfeited	Date Disbursed	Recipient	Amount Disbursed
98-0209	BA168424	\$2,207.18	06/19/2002	LOS ANGELES PD	\$882.67
				CDA A	\$22.08
				GENERAL FUND	\$529.72
				LOS ANGELES CO DA	\$220.71
				LOS ANGELES PD	\$1,434.67
98-0266	BA170127	\$2,948.58	03/22/2002	CDA A	\$29.48
				GENERAL FUND	\$707.66
				LOS ANGELES CO DA	\$294.86
				LOS ANGELES PD	\$1,916.58
98-0268	PA030422	\$1,738.40	07/01/2002	CDA A	\$17.38
				GENERAL FUND	\$417.22
				LOS ANGELES CO DA	\$173.84
				LOS ANGELES PD	\$1,129.96
98-0292	KA041113	\$1,294.13	04/18/2002	CDA A	\$12.95
				COVINA PD	\$841.19
				GENERAL FUND	\$310.59
				LOS ANGELES CO DA	\$129.40
98-0355		\$1,401.46	03/22/2002	CDA A	\$14.02
				GENERAL FUND	\$336.35
				LOS ANGELES CO DA	\$140.13
				LOS ANGELES CO SO	\$910.96
98-0398	PA031160	\$888.55	02/11/2002	CDA A	\$8.88
				GENERAL FUND	\$213.25
				LOS ANGELES CO DA	\$88.86
				LOS ANGELES CO SO	\$577.56
98-0457		\$14,038.62	01/03/2002	CDA A	\$140.39
				GENERAL FUND	\$3,369.26
				LOS ANGELES CO DA	\$1,403.87
				LOS ANGELES PD	\$9,125.10
99-0085	GA038633	\$1,966.48	06/19/2002	CDA A	\$19.66
				GENERAL FUND	\$471.95
				LOS ANGELES CO DA	\$196.66
				LOS ANGELES CO SO	\$1,278.21



State of California
ASSET FORFEITURE REPORT - 2002

Table 3

Admin. Number	Docket Number	Amount Forfeited	Date Disbursed	Recipient	Amount Disbursed
99-0106	056085	\$17,885.61	01/14/2002		
				CDA	\$178.86
				GENERAL FUND	\$4,292.54
				LOS ANGELES CO DA	\$1,788.56
				LOS ANGELES PD	\$11,625.65
99-0113	BA182361	\$17,685.55	10/21/2002		
				CDA	\$176.86
				GENERAL FUND	\$4,244.53
				LOS ANGELES CO DA	\$1,768.55
				LOS ANGELES PD	\$11,495.61
99-0116	VA053132	\$1,057.06	05/02/2002		
				CDA	\$10.57
				CHP-LA SOUTH	\$687.10
				GENERAL FUND	\$253.69
				LOS ANGELES CO DA	\$105.70
99-0255	NA040657	\$4,511.79	06/19/2002		
				CDA	\$45.12
				GENERAL FUND	\$1,082.83
				LOS ANGELES CO DA	\$451.17
				LOS ANGELES PD	\$2,932.67
99-0311	BA189594	\$3,651.81	08/01/2002		
				CDA	\$36.52
				GENERAL FUND	\$876.43
				LA IMPACT - GROUP 4	\$2,373.68
				LOS ANGELES CO DA	\$365.18
99-0334	BA190555	\$1,299.57	01/14/2002		
				CDA	\$13.00
				GENERAL FUND	\$311.90
				LOS ANGELES CO DA	\$129.95
				LOS ANGELES PD	\$844.72
99-0346		\$757.64	01/03/2002		
				CDA	\$7.58
				GENERAL FUND	\$181.83
				LOS ANGELES CO DA	\$75.76
				LOS ANGELES PD	\$492.47
99-0533	BA192395	\$4,338.15	08/22/2002		
				CDA	\$43.38
				GENERAL FUND	\$1,041.16
				LOS ANGELES CO DA	\$433.81
				LOS ANGELES PD	\$2,819.80



State of California
ASSET FORFEITURE REPORT - 2002

Table 3

Admin. Number	Docket Number	Amount Forfeited	Date Disbursed	Recipient	Amount Disbursed
99-0537	060942	\$46,211.11	05/02/2002		
				CDA A	\$462.11
				GENERAL FUND	\$11,090.67
				LOS ANGELES CO DA	\$4,621.11
				LOS ANGELES CO SO	\$30,037.22
Total for Los Angeles County:					\$10,271,913.38



State of California
ASSET FORFEITURE REPORT - 2002

Table 3

Admin. Number	Docket Number	Amount Forfeited	Date Disbursed	Recipient	Amount Disbursed
MADERA					
MA2001-0146		\$1,875.09	05/24/2002	15% - 11489	\$182.82
				CDAA	\$18.75
				GENERAL FUND	\$450.02
				MADERA CO DA	\$187.51
				TF MADNET (MADERA)	\$1,035.99
MA2001-0152		\$13,209.04	03/18/2002	15% - 11489	\$1,287.88
				CDAA	\$132.09
				GENERAL FUND	\$3,170.17
				MADERA CO DA	\$1,320.90
				TF MADNET (MADERA)	\$7,298.00
MA2002-0032		\$16,003.57	06/10/2002	15% - 11489	\$1,560.35
				CDAA	\$160.04
				GENERAL FUND	\$3,840.85
				MADERA CO DA	\$1,600.36
				TF MADNET (MADERA)	\$8,841.97
MA2002-0059		\$3,605.61	07/23/2002	15% - 11489	\$351.55
				CDAA	\$36.06
				GENERAL FUND	\$865.34
				MADERA CO DA	\$360.56
				TF MADNET (MADERA)	\$1,992.10
MA2002-0060		\$506.09	07/23/2002	15% - 11489	\$49.34
				CDAA	\$5.06
				GENERAL FUND	\$121.46
				MADERA CO DA	\$50.61
				TF MADNET (MADERA)	\$279.62
MA2002-011		\$654.09	05/24/2002	15% - 11489	\$63.77
				CDAA	\$6.54
				GENERAL FUND	\$156.98
				MADERA CO DA	\$65.41
				TF MADNET (MADERA)	\$361.39
Total for Madera County:					\$35,853.49



State of California
ASSET FORFEITURE REPORT - 2002

Table 3

Admin. Number	Docket Number	Amount Forfeited	Date Disbursed	Recipient	Amount Disbursed
MARIN					
01-16-05		\$1,924.53	02/13/2002	15% - 11489	\$187.64
				CA DOJ-BNE SAN FRANCISCO	\$1,063.30
				CDAA	\$19.25
				GENERAL FUND	\$461.89
				MARIN CO DA	\$192.45
01-16-07		\$62,675.76	10/25/2002	15% - 11489	\$6,110.89
				CDAA	\$626.76
				GENERAL FUND	\$15,042.18
				MARIN CO DA	\$6,267.58
				TF MARIN CO MAJOR CRIME	\$34,628.35
01-16-08		\$221.86	02/13/2002	15% - 11489	\$21.63
				CDAA	\$2.22
				GENERAL FUND	\$53.25
				MARIN CO DA	\$22.19
				MARIN CO SO	\$61.28
				TF MARIN CO MAJOR CRIME	\$61.29
01-16-10		\$1,344.11	02/13/2002	15% - 11489	\$131.05
				CDAA	\$13.44
				GENERAL FUND	\$322.59
				MARIN CO DA	\$134.41
				TF MARIN CO MAJOR CRIME	\$742.62
01-16-11		\$919.08	06/13/2002	15% - 11489	\$89.61
				CDAA	\$9.19
				GENERAL FUND	\$220.58
				MARIN CO DA	\$91.91
				MARIN CO SO	\$253.89
				SAN RAFAEL PD	\$253.90
02-16-01		\$1,880.00	08/12/2002	15% - 11489	\$183.30
				CDAA	\$18.80
				GENERAL FUND	\$451.20
				MARIN CO DA	\$188.00
				TF MARIN CO MAJOR CRIME	\$1,038.70
02-16-03		\$1,047.66	04/26/2002	15% - 11489	\$102.15



State of California
ASSET FORFEITURE REPORT - 2002

Table 3

Admin. Number	Docket Number	Amount Forfeited	Date Disbursed	Recipient	Amount Disbursed
				CDAA	\$10.48
				GENERAL FUND	\$251.44
				MARIN CO DA	\$104.77
				NOVATO PD	\$578.82
02-16-04		\$8,626.16	08/12/2002		
				15% - 11489	\$841.05
				CDAA	\$86.26
				GENERAL FUND	\$2,070.28
				MARIN CO DA	\$862.62
				MARIN CO SO	\$953.19
				TF MARIN CO MAJOR CRIME	\$3,812.76
02-16-05		\$632.40	10/25/2002		
				15% - 11489	\$61.66
				CDAA	\$6.32
				GENERAL FUND	\$151.78
				MARIN CO DA	\$63.24
				MARIN CO SO	\$174.70
				SAN RAFAEL PD	\$174.70
02-16-06		\$17,742.85	08/12/2002		
				15% - 11489	\$1,729.91
				CDAA	\$177.43
				GENERAL FUND	\$4,258.24
				MARIN CO DA	\$1,774.27
				TF MARIN CO MAJOR CRIME	\$9,803.00
02-16-07		\$2,428.82	08/12/2002		
				15% - 11489	\$236.81
				CDAA	\$24.29
				GENERAL FUND	\$582.92
				MARIN CO DA	\$242.88
				TF MARIN CO MAJOR CRIME	\$1,341.92
02-16-13		\$6,355.00	10/25/2002		
				15% - 11489	\$619.61
				CDAA	\$63.55
				GENERAL FUND	\$1,525.20
				MARIN CO DA	\$635.50
				TF MARIN CO MAJOR CRIME	\$3,511.14
02-16-16		\$10,145.00	10/25/2002		
				15% - 11489	\$989.14
				CDAA	\$101.45
				GENERAL FUND	\$2,434.80
				MARIN CO DA	\$1,014.50



State of California
ASSET FORFEITURE REPORT - 2002

Table 3

Admin. Number	Docket Number	Amount Forfeited	Date Disbursed	Recipient	Amount Disbursed
				SAN RAFAEL PD	\$5,605.11
Total for Marin County:					\$115,943.23



State of California
ASSET FORFEITURE REPORT - 2002

Table 3

Admin. Number	Docket Number	Amount Forfeited	Date Disbursed	Recipient	Amount Disbursed
MENDOCINO					
00-SF-059		\$313.37	02/01/2002	AF OFFICER FUND	\$57.71
				CDA A	\$3.13
				GENERAL FUND	\$75.21
				LEAA ED FUND 15%	\$30.55
				MENDOCINO CO DA	\$31.34
				TF MENDOCINO CO NTF	\$115.43
01-SF-010		\$858.25	06/18/2002	AF OFFICER FUND	\$158.06
				CDA A	\$8.58
				GENERAL FUND	\$205.98
				LEAA ED FUND 15%	\$83.68
				MENDOCINO CO DA	\$85.83
				TF MENDOCINO CO NTF	\$316.12
01-SF-029		\$4,700.75	02/01/2002	AF OFFICER FUND	\$865.72
				CDA A	\$47.01
				FORT BRAGG PD	\$216.43
				GENERAL FUND	\$1,128.18
				LEAA ED FUND 15%	\$458.32
				MENDOCINO CO COMMET	\$865.72
				MENDOCINO CO DA	\$470.08
				MENDOCINO CO SO	\$216.43
				UKIAH PD	\$216.43
				WILLITS PD	\$216.43
01-SF-048		\$40,841.50	02/19/2002	AF OFFICER FUND	\$7,521.64
				CDA A	\$408.42
				CHP-UKIAH	\$3,760.82
				FORT BRAGG PD	\$1,880.41
				GENERAL FUND	\$9,801.96
				LEAA ED FUND 15%	\$3,982.05
				MENDOCINO CO DA	\$4,084.15
				MENDOCINO CO SO	\$1,880.41
				TF MENDOCINO CO NTF	\$3,760.82
				UKIAH PD	\$1,880.41
				WILLITS PD	\$1,880.41
01-SF-057		\$2,147.75	01/02/2002	AF OFFICER FUND	\$395.54
				CDA A	\$21.48



State of California
ASSET FORFEITURE REPORT - 2002

Table 3

Admin. Number	Docket Number	Amount Forfeited	Date Disbursed	Recipient	Amount Disbursed
				FORT BRAGG PD	\$98.89
				GENERAL FUND	\$515.46
				LEAA ED FUND 15%	\$209.41
				MENDOCINO CO DA	\$214.78
				MENDOCINO CO SO	\$98.89
				TF MENDOCINO CO NTF	\$395.54
				UKIAH PD	\$98.89
				WILLITS PD	\$98.87
01-SF-064		\$912.75	02/22/2002		
				AF OFFICER FUND	\$168.10
				CDAA	\$9.13
				GENERAL FUND	\$219.06
				LEAA ED FUND 15%	\$88.99
				MENDOCINO CO DA	\$91.28
				TF MENDOCINO CO NTF	\$336.19
01-SF-066		\$2,352.75	02/22/2002		
				AF OFFICER FUND	\$433.30
				CDAA	\$23.53
				FORT BRAGG PD	\$108.32
				GENERAL FUND	\$564.66
				LEAA ED FUND 15%	\$229.39
				MENDOCINO CO DA	\$235.28
				MENDOCINO CO SO	\$108.32
				TF MENDOCINO CO NTF	\$433.30
				UKIAH PD	\$108.32
				WILLITS PD	\$108.33
01-SF-070		\$1,174.25	03/28/2002		
				AF OFFICER FUND	\$216.26
				CDAA	\$11.74
				GENERAL FUND	\$281.82
				LEAA ED FUND 15%	\$114.49
				MENDOCINO CO DA	\$117.43
				TF MENDOCINO CO NTF	\$432.51
01-SF-072		\$3,386.25	02/22/2002		
				AF OFFICER FUND	\$623.63
				CDAA	\$33.86
				FORT BRAGG PD	\$155.91
				GENERAL FUND	\$812.70
				LEAA ED FUND 15%	\$330.16
				MENDOCINO CO DA	\$338.63
				MENDOCINO CO SO	\$155.91



State of California
ASSET FORFEITURE REPORT - 2002

Table 3

Admin. Number	Docket Number	Amount Forfeited	Date Disbursed	Recipient	Amount Disbursed
				TF MENDOCINO CO NTF	\$623.63
				UKIAH PD	\$155.91
				WILLITS PD	\$155.91
01-SF-080		\$964.75	03/20/2002		
				AF OFFICER FUND	\$177.67
				CDAA	\$9.65
				GENERAL FUND	\$231.54
				LEAA ED FUND 15%	\$94.06
				MENDOCINO CO DA	\$96.48
				TF MENDOCINO CO NTF	\$355.35
01-SF-081		\$1,247.75	02/01/2002		
				AF OFFICER FUND	\$229.79
				CDAA	\$12.48
				GENERAL FUND	\$299.46
				LEAA ED FUND 15%	\$121.66
				MENDOCINO CO DA	\$124.78
				TF MENDOCINO CO NTF	\$459.58
01-SF-082		\$10,672.75	02/01/2002		
				AF OFFICER FUND	\$1,965.56
				CDAA	\$106.73
				CHP-UKIAH	\$491.39
				GENERAL FUND	\$2,561.46
				LEAA ED FUND 15%	\$1,040.59
				MENDOCINO CO COMMET	\$1,965.56
				MENDOCINO CO DA	\$1,067.28
				MENDOCINO CO SO	\$491.39
				UKIAH PD	\$491.39
				WILLITS PD	\$491.40
01-SF-083		\$20,920.00	02/01/2002		
				AF OFFICER FUND	\$3,852.77
				CDAA	\$209.20
				FORT BRAGG PD	\$963.19
				GENERAL FUND	\$5,020.80
				LEAA ED FUND 15%	\$2,039.70
				MENDOCINO CO DA	\$2,092.00
				MENDOCINO CO SO	\$4,815.96
				UKIAH PD	\$963.19
				WILLITS PD	\$963.19
01-SF-083A	MCSO	\$17,855.77	05/20/2002		
				AF OFFICER FUND	\$3,288.44
				CDAA	\$178.56



State of California
ASSET FORFEITURE REPORT - 2002

Table 3

Admin. Number	Docket Number	Amount Forfeited	Date Disbursed	Recipient	Amount Disbursed
				FORT BRAGG PD	\$822.11
				GENERAL FUND	\$4,285.38
				LEAA ED FUND 15%	\$1,740.94
				MENDOCINO CO DA	\$1,785.58
				MENDOCINO CO SO	\$822.11
				TF MENDOCINO CO NTF	\$3,288.44
				UKIAH PD	\$822.11
				WILLITS PD	\$822.10
01-SF-084		\$17,141.50	02/01/2002		
				AF OFFICER FUND	\$3,156.89
				CDAA	\$171.42
				CHP-UKIAH	\$789.22
				GENERAL FUND	\$4,113.96
				LEAA ED FUND 15%	\$1,671.30
				MENDOCINO CO DA	\$1,714.15
				MENDOCINO CO SO	\$3,946.11
				UKIAH PD	\$789.22
				WILLITS PD	\$789.23
01-SF-085		\$598.50	02/01/2002		
				AF OFFICER FUND	\$110.22
				CDAA	\$5.99
				GENERAL FUND	\$143.64
				LEAA ED FUND 15%	\$58.35
				MENDOCINO CO DA	\$59.85
				TF MENDOCINO CO NTF	\$220.45
01-SF-086		\$1,141.50	02/01/2002		
				AF OFFICER FUND	\$210.23
				CDAA	\$11.42
				GENERAL FUND	\$273.96
				LEAA ED FUND 15%	\$111.30
				MENDOCINO CO DA	\$114.15
				TF MENDOCINO CO NTF	\$420.44
01-SF-089		\$384.25	02/07/2002		
				AF OFFICER FUND	\$70.77
				CDAA	\$3.84
				GENERAL FUND	\$92.22
				LEAA ED FUND 15%	\$37.46
				MENDOCINO CO DA	\$38.43
				TF MENDOCINO CO NTF	\$141.53
01-SF-090		\$160.25	02/13/2002		
				AF OFFICER FUND	\$29.51



State of California
ASSET FORFEITURE REPORT - 2002

Table 3

Admin. Number	Docket Number	Amount Forfeited	Date Disbursed	Recipient	Amount Disbursed
				CDA	\$1.60
				GENERAL FUND	\$38.46
				LEAA ED FUND 15%	\$15.62
				MENDOCINO CO DA	\$16.03
				TF MENDOCINO CO NTF	\$59.03
02-SF-001	TF	\$844.25	04/29/2002		
				AF OFFICER FUND	\$155.48
				CDA	\$8.44
				GENERAL FUND	\$202.62
				LEAA ED FUND 15%	\$82.31
				MENDOCINO CO DA	\$84.43
				TF MENDOCINO CO NTF	\$310.97
02-SF-003	TF	\$169.50	03/28/2002		
				AF OFFICER FUND	\$31.22
				CDA	\$1.70
				GENERAL FUND	\$40.68
				LEAA ED FUND 15%	\$16.53
				MENDOCINO CO DA	\$16.95
				TF MENDOCINO CO NTF	\$62.42
02-SF-004	TF	\$141.50	03/14/2002		
				AF OFFICER FUND	\$26.06
				CDA	\$1.42
				GENERAL FUND	\$33.96
				LEAA ED FUND 15%	\$13.80
				MENDOCINO CO DA	\$14.15
				TF MENDOCINO CO NTF	\$52.11
02-SF-005	TF	\$339.00	03/28/2002		
				AF OFFICER FUND	\$62.43
				CDA	\$3.39
				GENERAL FUND	\$81.36
				LEAA ED FUND 15%	\$33.05
				MENDOCINO CO DA	\$33.90
				TF MENDOCINO CO NTF	\$124.87
02-SF-007	TF	\$7,124.25	05/09/2002		
				AF OFFICER FUND	\$1,312.05
				CDA	\$71.24
				FORT BRAGG PD	\$328.01
				GENERAL FUND	\$1,709.82
				LEAA ED FUND 15%	\$694.61
				MENDOCINO CO DA	\$712.43
				MENDOCINO CO SO	\$328.01



State of California
ASSET FORFEITURE REPORT - 2002

Table 3

Admin. Number	Docket Number	Amount Forfeited	Date Disbursed	Recipient	Amount Disbursed
02-SF-008	TF	\$2,532.25	05/28/2002	TF MENDOCINO CO NTF	\$1,312.05
				UKIAH PD	\$328.01
				WILLITS PD	\$328.02
				AF OFFICER FUND	\$466.36
				CDAA	\$25.32
				FORT BRAGG PD	\$116.59
				GENERAL FUND	\$607.74
				LEAA ED FUND 15%	\$246.89
				MENDOCINO CO DA	\$253.23
				MENDOCINO CO SO	\$116.59
				TF MENDOCINO CO NTF	\$466.36
				UKIAH PD	\$116.59
				WILLITS PD	\$116.58
02-SF-010	TF	\$164.37	06/13/2002	AF OFFICER FUND	\$30.27
				CDAA	\$1.64
				GENERAL FUND	\$39.45
				LEAA ED FUND 15%	\$16.03
				MENDOCINO CO DA	\$16.44
				TF MENDOCINO CO NTF	\$60.54
				TF MENDOCINO CO NTF	\$60.54
02-SF-011	TF	\$409.15	05/28/2002	AF OFFICER FUND	\$75.35
				CDAA	\$4.09
				GENERAL FUND	\$98.20
				LEAA ED FUND 15%	\$39.89
				MENDOCINO CO DA	\$40.92
				TF MENDOCINO CO NTF	\$150.70
				TF MENDOCINO CO NTF	\$150.70
02-SF-012	TF	\$162.15	05/28/2002	AF OFFICER FUND	\$29.86
				CDAA	\$1.62
				GENERAL FUND	\$38.92
				LEAA ED FUND 15%	\$15.81
				MENDOCINO CO DA	\$16.22
				TF MENDOCINO CO NTF	\$59.72
				TF MENDOCINO CO NTF	\$59.72
02-SF-013	TF	\$1,843.15	05/08/2002	AF OFFICER FUND	\$339.45
				CDAA	\$18.43
				GENERAL FUND	\$442.36
				LEAA ED FUND 15%	\$179.71
				MENDOCINO CO DA	\$184.32
				MENDOCINO CO DA	\$184.32



State of California
ASSET FORFEITURE REPORT - 2002

Table 3

Admin. Number	Docket Number	Amount Forfeited	Date Disbursed	Recipient	Amount Disbursed
02-SF-018	TF	\$86.37	06/13/2002	TF MENDOCINO CO NTF	\$678.88
				AF OFFICER FUND	\$15.91
				CDAA	\$0.86
				GENERAL FUND	\$20.73
				LEAA ED FUND 15%	\$8.42
				MENDOCINO CO DA	\$8.64
				TF MENDOCINO CO NTF	\$31.81
02-SF-020	TF	\$1,611.38	12/06/2002	AF OFFICER FUND	\$296.76
				CDAA	\$16.11
				GENERAL FUND	\$386.73
				LEAA ED FUND 15%	\$157.11
				MENDOCINO CO COMMET	\$296.76
				MENDOCINO CO DA	\$161.14
				TF MENDOCINO CO NTF	\$296.77
02-SF-021	TF	\$1,210.00	12/06/2002	AF OFFICER FUND	\$222.84
				CDAA	\$12.10
				GENERAL FUND	\$290.40
				LEAA ED FUND 15%	\$117.98
				MENDOCINO CO COMMET	\$222.84
				MENDOCINO CO DA	\$121.00
				TF MENDOCINO CO NTF	\$222.84
02-SF-023	TF	\$216.76	12/06/2002	AF OFFICER FUND	\$39.92
				CDAA	\$2.17
				GENERAL FUND	\$52.02
				LEAA ED FUND 15%	\$21.13
				MENDOCINO CO DA	\$21.68
				TF MENDOCINO CO NTF	\$79.84
				02-SF-030	TF
CDAA	\$3.06				
GENERAL FUND	\$73.50				
LEAA ED FUND 15%	\$29.86				
MENDOCINO CO DA	\$30.63				
TF MENDOCINO CO NTF	\$112.80				
02-SF-031	TF/MCSO	\$101.25	12/06/2002		
				CDAA	\$1.01



State of California
ASSET FORFEITURE REPORT - 2002

Table 3

Admin. Number	Docket Number	Amount Forfeited	Date Disbursed	Recipient	Amount Disbursed
				GENERAL FUND	\$24.30
				LEAA ED FUND 15%	\$9.87
				MENDOCINO CO COMMET	\$18.65
				MENDOCINO CO DA	\$10.13
				TF MENDOCINO CO NTF	\$18.64
02-SF-034	TF	\$530.00	12/06/2002		
				AF OFFICER FUND	\$97.61
				CDAA	\$5.30
				GENERAL FUND	\$127.20
				LEAA ED FUND 15%	\$51.68
				MENDOCINO CO COMMET	\$97.61
				MENDOCINO CO DA	\$53.00
				TF MENDOCINO CO NTF	\$97.60
02-SF-035	TF	\$134.50	12/06/2002		
				AF OFFICER FUND	\$24.77
				CDAA	\$1.35
				GENERAL FUND	\$32.28
				LEAA ED FUND 15%	\$13.11
				MENDOCINO CO DA	\$13.45
				TF MENDOCINO CO NTF	\$49.54
Total for Mendocino County:					\$145,700.72



State of California
ASSET FORFEITURE REPORT - 2002

Table 3

Admin. Number	Docket Number	Amount Forfeited	Date Disbursed	Recipient	Amount Disbursed
MERCED					
00-008(B)	144308	\$3,200.03	01/08/2002		
				CDA A	\$32.00
				GENERAL FUND	\$768.01
				MERCED CO DA	\$320.00
				TF MERCED/M NTF-MMNTF	\$2,080.02
00-020	144506	\$79,310.96	04/12/2002		
				CDA A	\$793.11
				CHP-LOS BANOS	\$10,954.83
				GENERAL FUND	\$19,034.62
				MERCED CO DA	\$7,931.10
				TF MERCED/M NTF-MMNTF	\$40,597.30
00-025	144519	\$568.79	01/08/2002		
				CDA A	\$5.69
				GENERAL FUND	\$136.50
				MERCED CO DA	\$56.88
				TF MERCED/M NTF-MMNTF	\$369.72
00-031	144607	\$144.18	07/29/2002		
				CDA A	\$1.44
				GENERAL FUND	\$34.60
				MERCED CO DA	\$14.42
				TURLOCK PD	\$93.72
01-002		\$33,581.28	04/12/2002		
				CDA A	\$335.81
				GENERAL FUND	\$8,059.51
				MERCED CO DA	\$3,358.13
				TF MERCED/M NTF-MMNTF	\$21,827.83
01-008		\$207.79	04/12/2002		
				CDA A	\$2.08
				GENERAL FUND	\$49.87
				MERCED CO DA	\$20.78
				MERCED PD	\$135.06
01-014		\$725.78	01/08/2002		
				CDA A	\$7.26
				GENERAL FUND	\$174.18
				MERCED CO DA	\$72.58
				TF MERCED/M NTF-MMNTF	\$471.76
01-015		\$5,694.64	07/29/2002		
				CDA A	\$56.95
				GENERAL FUND	\$1,366.71
				MERCED CO DA	\$569.46



State of California
ASSET FORFEITURE REPORT - 2002

Table 3

Admin. Number	Docket Number	Amount Forfeited	Date Disbursed	Recipient	Amount Disbursed
01-018		\$2,043.96	01/14/2002	TF MERCED/M NTF-MMNTF	\$3,701.52
				CDAA	\$20.44
				GENERAL FUND	\$490.54
				MERCED CO DA	\$204.40
01-019		\$1,300.00	10/03/2002	TF MERCED/M NTF-MMNTF	\$1,328.58
				CDAA	\$13.00
				GENERAL FUND	\$312.00
				MERCED CO DA	\$130.00
01-023		\$1,159.95	01/08/2002	TF MERCED/M NTF-MMNTF	\$845.00
				CDAA	\$11.60
				GENERAL FUND	\$278.38
				MERCED CO DA	\$116.00
01-024		\$2,570.28	07/29/2002	MERCED PD	\$753.97
				CA DOJ-BNE SACRAMENTO	\$1,670.68
				CDAA	\$25.70
				GENERAL FUND	\$616.87
01-026		\$518.17	04/12/2002	MERCED CO DA	\$257.03
				ATWATER PD	\$336.81
				CDAA	\$5.18
				GENERAL FUND	\$124.36
01-027		\$5,991.37	04/12/2002	MERCED CO DA	\$51.82
				CDAA	\$59.91
				GENERAL FUND	\$1,437.93
				MERCED CO DA	\$599.14
01-028		\$1,467.15	04/12/2002	TF MERCED/M NTF-MMNTF	\$3,894.39
				CDAA	\$14.67
				GENERAL FUND	\$352.11
				MERCED CO DA	\$146.72
01-030		\$644.18	04/12/2002	TF MERCED/M NTF-MMNTF	\$953.65
				CDAA	\$6.44
				GENERAL FUND	\$154.60
				MERCED CO DA	\$64.42
				TF MERCED/M NTF-MMNTF	\$418.72



State of California
ASSET FORFEITURE REPORT - 2002

Table 3

Admin. Number	Docket Number	Amount Forfeited	Date Disbursed	Recipient	Amount Disbursed
01-031		\$584.06	04/12/2002	ATWATER PD	\$379.64
				CDAA	\$5.84
				GENERAL FUND	\$140.17
				MERCED CO DA	\$58.41
01-032		\$10,972.24	07/29/2002	CDAA	\$109.72
				GENERAL FUND	\$2,633.34
				MERCED CO DA	\$1,097.22
				TF MERCED/M NTF-MMNTF	\$7,131.96
01-033		\$4,970.84	04/12/2002	CA DOJ-BNE SACRAMENTO	\$3,231.05
				CDAA	\$49.71
				GENERAL FUND	\$1,193.00
				MERCED CO DA	\$497.08
02-001		\$933.03	04/12/2002	CDAA	\$9.33
				GENERAL FUND	\$223.93
				MERCED CO DA	\$93.30
				TF MERCED/M NTF-MMNTF	\$606.47
02-002	145756	\$809.05	07/29/2002	CDAA	\$8.09
				GENERAL FUND	\$194.17
				MERCED CO DA	\$80.91
				TF MERCED/M NTF-MMNTF	\$525.88
02-003		\$2,622.17	07/29/2002	CDAA	\$26.22
				GENERAL FUND	\$629.32
				MERCED CO DA	\$262.22
				TF MERCED/M NTF-MMNTF	\$1,704.41
02-004		\$1,235.55	07/29/2002	CDAA	\$12.36
				GENERAL FUND	\$296.52
				MERCED CO DA	\$123.56
				TF MERCED/M NTF-MMNTF	\$803.11
02-005		\$9,578.15	10/10/2002	CDAA	\$95.78
				GENERAL FUND	\$2,298.75
				MERCED CO DA	\$957.82
				TF MERCED/M NTF-MMNTF	\$6,225.80



State of California
ASSET FORFEITURE REPORT - 2002

Table 3

Admin. Number	Docket Number	Amount Forfeited	Date Disbursed	Recipient	Amount Disbursed
02-007		\$2,868.80	07/29/2002	ATWATER PD	\$1,864.72
				CDAA	\$28.69
				GENERAL FUND	\$688.51
				MERCED CO DA	\$286.88
02-008		\$3,599.96	10/10/2002	CDAA	\$36.00
				GENERAL FUND	\$863.98
				MERCED CO DA	\$360.00
				TF MERCED/M NTF-MMNTF	\$2,339.98
02-009		\$90.20	10/10/2002	CDAA	\$0.90
				GENERAL FUND	\$21.65
				MERCED CO DA	\$9.02
				TF MERCED/M NTF-MMNTF	\$58.63
02-012		\$14,375.58	10/10/2002	CDAA	\$143.76
				GENERAL FUND	\$3,450.13
				MERCED CO DA	\$1,437.56
				TF MERCED/M NTF-MMNTF	\$9,344.13
02-013	146079	\$10,196.32	10/10/2002	CDAA	\$101.96
				GENERAL FUND	\$2,447.12
				MERCED CO DA	\$1,019.63
				TF MERCED/M NTF-MMNTF	\$6,627.61
99-001		\$44,675.50	04/12/2002	CDAA	\$446.77
				GENERAL FUND	\$10,722.08
				MERCED CO DA	\$4,467.57
				TF MERCED/M NTF-MMNTF	\$29,039.08
99-009		\$11,920.46	01/08/2002	CDAA	\$119.20
				GENERAL FUND	\$2,860.90
				MERCED CO DA	\$1,192.05
				MERCED CO SO	\$7,748.31
99-018		\$10,140.73	04/12/2002	CDAA	\$101.40
				GENERAL FUND	\$2,433.78
				MERCED CO DA	\$1,014.07
				TF MERCED/M NTF-MMNTF	\$6,591.48
Total for Merced County:					\$268,701.15



State of California
ASSET FORFEITURE REPORT - 2002

Table 3

Admin. Number	Docket Number	Amount Forfeited	Date Disbursed	Recipient	Amount Disbursed
MODOC					
TF02-8-002		\$2,196.00	10/29/2002		
				CDAA	\$21.96
				GENERAL FUND	\$527.04
				MODOC CO DA	\$219.60
				TF MODOC CO	\$1,427.40
				Total for Modoc County:	\$2,196.00



State of California
ASSET FORFEITURE REPORT - 2002

Table 3

Admin. Number	Docket Number	Amount Forfeited	Date Disbursed	Recipient	Amount Disbursed
MONO					
01-03-F	EJ6855	\$49.00	01/12/2002		
				CDAA	\$0.49
				GENERAL FUND	\$11.76
				MONO CO DA	\$4.90
				MONO CO SO	\$31.85
02-01-F		\$923.00	04/12/2002		
				CDAA	\$9.23
				GENERAL FUND	\$221.52
				MAMMOTH LAKES PD	\$138.45
				MONO CO DA	\$92.30
				TF MONET (MONO)	\$461.50
Total for Mono County:					\$972.00



State of California
ASSET FORFEITURE REPORT - 2002

Table 3

Admin. Number	Docket Number	Amount Forfeited	Date Disbursed	Recipient	Amount Disbursed
MONTEREY					
00-18		\$30,544.78	01/10/2002		
				CDA A	\$305.45
				GENERAL FUND	\$7,330.75
				MONTEREY CO DA	\$3,054.48
				SALINAS PD	\$19,854.10
00-23	992398A	\$1,019.37	06/07/2002		
				CDA A	\$10.19
				GENERAL FUND	\$244.65
				MONTEREY CO DA	\$101.94
				MONTEREY PD	\$662.59
00-33	000565 A&B	\$2,923.29	06/07/2002		
				CDA A	\$29.23
				CHP-KING CITY	\$475.04
				GENERAL FUND	\$701.59
				MONTEREY CO DA	\$292.33
				MONTEREY CO SO	\$1,425.10
00-73	002318A	\$1,039.49	01/10/2002		
				CDA A	\$10.39
				GENERAL FUND	\$249.48
				MONTEREY CO DA	\$103.95
				SALINAS PD	\$675.67
00-74	002330A	\$629.16	06/07/2002		
				CDA A	\$6.29
				GENERAL FUND	\$151.00
				MONTEREY CO DA	\$62.92
				MONTEREY PD	\$408.95
00-75	002397A	\$2,028.16	06/07/2002		
				CDA A	\$20.28
				GENERAL FUND	\$486.76
				MONTEREY CO DA	\$202.82
				MONTEREY PD	\$1,318.30
00-77	002396B	\$989.66	06/07/2002		
				CDA A	\$9.90
				GENERAL FUND	\$237.52
				MONTEREY CO DA	\$98.97
				MONTEREY PD	\$643.27
00-81	002493B	\$15,499.17	03/12/2002		
				CDA A	\$154.99
				GENERAL FUND	\$3,719.80
				MONTEREY CO DA	\$1,549.92



State of California
ASSET FORFEITURE REPORT - 2002

Table 3

Admin. Number	Docket Number	Amount Forfeited	Date Disbursed	Recipient	Amount Disbursed
01-03	010578A&B	\$12,306.49	02/28/2002	MONTEREY PD	\$3,022.34
				SEASIDE PD	\$7,052.12
				CDA	\$123.06
				GENERAL FUND	\$2,953.56
				MONTEREY CO DA	\$1,230.65
01-08	010752A	\$674.54	06/07/2002	SALINAS PD	\$7,999.22
				CDA	\$6.75
				GENERAL FUND	\$161.89
				MONTEREY CO DA	\$67.45
				MONTEREY PD	\$438.45
01-11	010905A	\$151.54	06/07/2002	CDA	\$1.52
				GENERAL FUND	\$36.37
				MONTEREY CO DA	\$15.15
				MONTEREY PD	\$98.50
				CDA	\$7.06
01-17	011361A	\$705.91	06/07/2002	GENERAL FUND	\$169.42
				MONTEREY CO DA	\$70.59
				MONTEREY PD	\$458.84
				CDA	\$43.67
				GENERAL FUND	\$1,048.02
01-21	011498A	\$4,366.77	12/08/2002	MONTEREY CO DA	\$436.68
				SALINAS PD	\$2,838.40
				CDA	\$5.40
				GENERAL FUND	\$129.54
				MONTEREY CO DA	\$53.98
01-23	011415A	\$539.77	06/07/2002	MONTEREY PD	\$350.85
				CDA	\$5.52
				GENERAL FUND	\$132.37
				MONTEREY CO DA	\$55.15
				MONTEREY PD	\$358.49
01-24	011507A	\$551.53	09/16/2002	CDA	\$5.64
				GENERAL FUND	\$135.25
				MONTEREY CO DA	\$56.35
				CDA	\$5.64
				GENERAL FUND	\$135.25
01-25	011533A	\$563.53	06/07/2002	MONTEREY CO DA	\$56.35



State of California
ASSET FORFEITURE REPORT - 2002

Table 3

Admin. Number	Docket Number	Amount Forfeited	Date Disbursed	Recipient	Amount Disbursed
01-28	011708A	\$560.61	06/07/2002	MONTEREY PD	\$366.29
				CDAA	\$5.61
				GENERAL FUND	\$134.55
				MONTEREY CO DA	\$56.06
				MONTEREY PD	\$364.39
01-31	011800A	\$22,767.72	09/22/2002	CDAA	\$227.68
				GENERAL FUND	\$5,464.25
				MONTEREY CO DA	\$2,276.77
				MONTEREY PD	\$14,799.02
				MONTEREY PD	\$14,799.02
01-33	011906A	\$4,166.96	09/16/2002	CDAA	\$41.67
				GENERAL FUND	\$1,000.07
				MONTEREY CO DA	\$416.70
				SALINAS PD	\$2,708.52
				SALINAS PD	\$2,708.52
01-35	011975A	\$670.96	06/07/2002	CDAA	\$6.71
				GENERAL FUND	\$161.03
				MONTEREY CO DA	\$67.10
				MONTEREY PD	\$436.12
				MONTEREY PD	\$436.12
01-40	012215A	\$592.48	06/07/2002	CDAA	\$5.92
				GENERAL FUND	\$142.20
				MONTEREY CO DA	\$59.25
				SALINAS PD	\$385.11
				SALINAS PD	\$385.11
01-43	012240A	\$705.48	06/07/2002	CDAA	\$7.05
				GENERAL FUND	\$169.32
				MONTEREY CO DA	\$70.55
				SALINAS PD	\$458.56
				SALINAS PD	\$458.56
01-45	012296A	\$436.60	02/28/2002	CDAA	\$4.37
				GENERAL FUND	\$104.78
				MONTEREY CO DA	\$43.66
				SALINAS PD	\$283.79
				SALINAS PD	\$283.79
01-46	012332A	\$1,275.60	12/08/2002	CDAA	\$12.76
				GENERAL FUND	\$306.14
				MONTEREY CO DA	\$127.56
				SALINAS PD	\$829.14
				SALINAS PD	\$829.14



State of California
ASSET FORFEITURE REPORT - 2002

Table 3

Admin. Number	Docket Number	Amount Forfeited	Date Disbursed	Recipient	Amount Disbursed
01-47	012325A	\$145,670.04	06/07/2002	CDA GENERAL FUND MONTEREY CO DA MONTEREY CO SO	\$1,456.70 \$34,960.81 \$14,567.00 \$94,685.53
01-48	012502A&B	\$1,850.16	12/08/2002	CDA GENERAL FUND MONTEREY CO DA SALINAS PD	\$18.50 \$444.04 \$185.02 \$1,202.60
01-49	012491A	\$629.16	06/07/2002	CDA GENERAL FUND MONTEREY CO DA SALINAS PD	\$6.29 \$151.00 \$62.92 \$408.95
01-52	012645A	\$909.65	06/07/2002	CDA GENERAL FUND MONTEREY CO DA SEASIDE PD	\$9.10 \$218.32 \$90.97 \$591.26
01-53	012676A	\$2,627.65	06/07/2002	CDA GENERAL FUND MONTEREY CO DA SALINAS PD	\$26.28 \$630.64 \$262.77 \$1,707.96
01-56	012395A	\$741.40	06/07/2002	CDA GENERAL FUND MONTEREY CO DA SEASIDE PD	\$7.41 \$177.94 \$74.14 \$481.91
01-57	MS 011768A	\$800.71	09/22/2002	CDA GENERAL FUND MONTEREY CO DA SEASIDE PD	\$8.01 \$192.17 \$80.07 \$520.46
01-58	011958A	\$511.00	10/18/2002	CDA GENERAL FUND MONTEREY CO DA SEASIDE PD	\$5.11 \$122.64 \$51.10 \$332.15



State of California
ASSET FORFEITURE REPORT - 2002

Table 3

Admin. Number	Docket Number	Amount Forfeited	Date Disbursed	Recipient	Amount Disbursed
02-01	020559A	\$124.65	11/03/2002		
				CDA A	\$1.24
				GENERAL FUND	\$29.92
				MONTEREY CO DA	\$12.47
				MONTEREY CO SO	\$81.02
02-02	020718A	\$2,376.38	06/07/2002		
				CDA A	\$23.76
				GENERAL FUND	\$570.33
				MONTEREY CO DA	\$237.64
				SALINAS PD	\$1,544.65
02-05	020764A&B	\$66,877.78	06/07/2002		
				CDA A	\$668.78
				GENERAL FUND	\$16,050.67
				MONTEREY CO DA	\$6,687.78
				SALINAS PD	\$43,470.55
02-06	020800A	\$889.10	09/16/2002		
				CDA A	\$8.89
				GENERAL FUND	\$213.38
				MONTEREY CO DA	\$88.91
				MONTEREY PD	\$577.92
02-09	021224A	\$2,644.83	08/27/2002		
				CDA A	\$26.45
				GENERAL FUND	\$634.76
				MONTEREY CO DA	\$264.48
				SALINAS PD	\$1,719.14
02-10	021197A	\$1,887.83	08/27/2002		
				CDA A	\$18.88
				GENERAL FUND	\$453.08
				MONTEREY CO DA	\$188.78
				SALINAS PD	\$1,227.09
02-14	020981A	\$1,546.86	09/22/2002		
				CDA A	\$15.47
				GENERAL FUND	\$371.24
				MONTEREY CO DA	\$154.69
				MONTEREY PD	\$1,005.46
02-17	021406A	\$502.51	12/08/2002		
				CDA A	\$5.03
				GENERAL FUND	\$120.60
				MONTEREY CO DA	\$50.25
				SALINAS PD	\$326.63



State of California
ASSET FORFEITURE REPORT - 2002

Table 3

Admin. Number	Docket Number	Amount Forfeited	Date Disbursed	Recipient	Amount Disbursed
02-18	021403A	\$569.01	12/08/2002		
				CDA A	\$5.69
				GENERAL FUND	\$136.56
				MONTEREY CO DA	\$56.90
				SALINAS PD	\$369.86
02-20	021361A	\$1,290.01	12/02/2002		
				CDA A	\$12.90
				CSUMB	\$838.51
				GENERAL FUND	\$309.60
				MONTEREY CO DA	\$129.00
02-22	021591A&B	\$692.86	09/22/2002		
				CDA A	\$6.93
				GENERAL FUND	\$166.28
				MONTEREY CO DA	\$69.29
				MONTEREY PD	\$450.36
02-23	021635A&B	\$46,491.68	11/11/2002		
				CDA A	\$464.92
				GENERAL FUND	\$11,158.00
				MONTEREY CO DA	\$4,649.17
				SALINAS PD	\$30,219.59
02-25	021702A	\$1,953.67	10/06/2002		
				CDA A	\$19.54
				GENERAL FUND	\$468.88
				MONTEREY CO DA	\$195.36
				SALINAS PD	\$1,269.89
02-27	MS 021678A	\$221.67	09/22/2002		
				CDA A	\$2.21
				GENERAL FUND	\$53.20
				MONTEREY CO DA	\$22.17
				MONTEREY CO SO	\$144.09
02-28	MS 021741A	\$1,770.67	10/21/2002		
				CDA A	\$17.70
				GENERAL FUND	\$424.96
				MONTEREY CO DA	\$177.07
				MONTEREY CO SO	\$1,150.94
02-30	021846A	\$410.96	10/06/2002		
				CDA A	\$4.11
				GENERAL FUND	\$98.63
				MONTEREY CO DA	\$41.10
				SALINAS VS PRISON	\$40.07
				SOLEDAD PD	\$227.05



State of California
ASSET FORFEITURE REPORT - 2002

Table 3

Admin. Number	Docket Number	Amount Forfeited	Date Disbursed	Recipient	Amount Disbursed
02-31	021895A	\$1,924.96	10/18/2002		
				CDA A	\$19.25
				GENERAL FUND	\$461.99
				MONTEREY CO DA	\$192.50
				MONTEREY PD	\$1,251.22
02-32	021774A	\$311.96	10/18/2002		
				CDA A	\$3.12
				GENERAL FUND	\$74.87
				MONTEREY CO DA	\$31.20
				MONTEREY PD	\$202.77
02-34	020217A	\$4,034.73	10/06/2002		
				CDA A	\$40.35
				GENERAL FUND	\$968.34
				GONZALES PD	\$262.26
				MONTEREY CO DA	\$403.47
				SALINAS VS PRISON	\$393.39
				SOLEDAD PD	\$1,966.92
02-38	022070A	\$758.69	11/03/2002		
				CDA A	\$7.59
				GENERAL FUND	\$182.08
				MONTEREY CO DA	\$75.87
				MONTEREY CO SO	\$493.15
98-039	981124B	\$3,868.14	06/07/2002		
				CDA A	\$38.68
				GENERAL FUND	\$928.35
				MONTEREY CO DA	\$386.81
				MONTEREY CO SO	\$2,514.30
98-065	982659A	\$3,014.89	06/07/2002		
				CDA A	\$30.15
				GENERAL FUND	\$723.57
				MONTEREY CO DA	\$301.49
				MONTEREY CO SO	\$1,959.68
99-024	990904A	\$25,825.55	09/16/2002		
				CDA A	\$258.26
				GENERAL FUND	\$6,198.13
				MONTEREY CO DA	\$2,582.56
				MONTEREY PD	\$7,462.37
				SALINAS PD	\$9,324.23
Total for Monterey County:					\$429,438.73



State of California
ASSET FORFEITURE REPORT - 2002

Table 3

Admin. Number	Docket Number	Amount Forfeited	Date Disbursed	Recipient	Amount Disbursed
NAPA					
F-102		\$13,235.39	10/24/2002		
				CDAA	\$0.00
				GENERAL FUND	\$0.00
				NAPA CO DA	\$1,985.31
				TF NAPA SPECIAL IB-NSIB	\$11,250.08
F-290		\$331.23	01/02/2002		
				CDAA	\$3.32
				GENERAL FUND	\$79.50
				NAPA CO DA	\$33.12
				TF NAPA SPECIAL IB-NSIB	\$215.29
F-292		\$2,941.18	01/02/2002		
				CDAA	\$29.39
				GENERAL FUND	\$705.89
				NAPA CO DA	\$294.12
				TF NAPA SPECIAL IB-NSIB	\$1,911.78
F-293		\$3,510.31	01/02/2002		
				CDAA	\$35.10
				GENERAL FUND	\$842.47
				NAPA CO DA	\$351.03
				TF NAPA SPECIAL IB-NSIB	\$2,281.71
F-294		\$5,652.82	03/19/2002		
				CDAA	\$56.53
				GENERAL FUND	\$1,356.68
				NAPA CO DA	\$565.28
				TF NAPA SPECIAL IB-NSIB	\$3,674.33
F-295		\$1,383.79	03/19/2002		
				CDAA	\$13.84
				GENERAL FUND	\$332.11
				NAPA CO DA	\$138.38
				TF NAPA SPECIAL IB-NSIB	\$899.46
F-296		\$484.52	06/24/2002		
				CDAA	\$4.85
				GENERAL FUND	\$116.28
				NAPA CO DA	\$48.45
				TF NAPA SPECIAL IB-NSIB	\$314.94
F-298		\$638.15	04/15/2002		
				CDAA	\$6.38
				GENERAL FUND	\$153.15
				NAPA CO DA	\$63.82
				TF NAPA SPECIAL IB-NSIB	\$414.80



State of California
ASSET FORFEITURE REPORT - 2002

Table 3

Admin. Number	Docket Number	Amount Forfeited	Date Disbursed	Recipient	Amount Disbursed
F-299		\$6,424.94	03/08/2002		
				CDAA	\$64.25
				GENERAL FUND	\$1,541.99
				NAPA CO DA	\$642.49
				TF NAPA SPECIAL IB-NSIB	\$4,176.21
F-300		\$1,336.26	02/28/2002		
				CDAA	\$13.36
				GENERAL FUND	\$320.70
				NAPA CO DA	\$133.63
				TF NAPA SPECIAL IB-NSIB	\$868.57
F-304		\$26,775.84	08/30/2002		
				CDAA	\$267.76
				GENERAL FUND	\$6,426.20
				NAPA CO DA	\$2,677.58
				TF NAPA SPECIAL IB-NSIB	\$17,404.30
F-306		\$3,974.19	06/24/2002		
				CDAA	\$44.71
				GENERAL FUND	\$1,059.68
				NAPA CO DA	\$0.00
				TF NAPA SPECIAL IB-NSIB	\$2,869.80
F-308		\$1,094.50	12/18/2002		
				CDAA	\$10.94
				GENERAL FUND	\$262.68
				NAPA CO DA	\$109.45
				TF NAPA SPECIAL IB-NSIB	\$711.43
Total for Napa County:					\$67,783.12



State of California
ASSET FORFEITURE REPORT - 2002

Table 3

Admin. Number	Docket Number	Amount Forfeited	Date Disbursed	Recipient	Amount Disbursed
NEVADA					
N2002-0139		\$11,414.65	12/03/2002		
				CDAA	\$114.15
				GENERAL FUND	\$2,739.52
				NEVADA CITY PD	\$1,483.90
				NEVADA CO DA	\$1,141.47
				NEVADA CO SO	\$5,935.61
Total for Nevada County:					\$11,414.65



State of California
ASSET FORFEITURE REPORT - 2002

Table 3

Admin. Number	Docket Number	Amount Forfeited	Date Disbursed	Recipient	Amount Disbursed
ORANGE					
00-609		\$5,048.65	01/28/2002		
				CDAA	\$50.49
				GENERAL FUND	\$1,211.68
				ORANGE CO DA	\$504.87
				ORANGE CO SO	\$3,281.61
00CC09401		\$4,112.72	04/11/2002		
				CDAA	\$41.13
				FULLERTON PD	\$2,673.27
				GENERAL FUND	\$987.05
				ORANGE CO DA	\$411.27
00CC10952		\$914.09	06/18/2002		
				CDAA	\$9.14
				GENERAL FUND	\$219.38
				ORANGE CO DA	\$91.41
				ORANGE CO SO	\$594.16
00F00121		\$56,070.10	04/11/2002		
				CDAA	\$560.70
				FULLERTON PD	\$36,445.57
				GENERAL FUND	\$13,456.82
				ORANGE CO DA	\$5,607.01
00F01711		\$5,528.00	03/07/2002		
				CDAA	\$55.28
				GENERAL FUND	\$1,326.72
				HUNTINGTON BEACH PD	\$3,593.20
				ORANGE CO DA	\$552.80
00F03569		\$16,045.00	01/29/2002		
				CDAA	\$160.45
				FULLERTON PD	\$10,429.25
				GENERAL FUND	\$3,850.80
				ORANGE CO DA	\$1,604.50
00F03800		\$993.71	07/15/2002		
				CDAA	\$9.94
				GENERAL FUND	\$238.49
				ORANGE CO DA	\$99.37
				ORANGE CO SO	\$645.91
00F04003		\$8,955.00	11/25/2002		
				CDAA	\$89.55
				GENERAL FUND	\$2,149.20
				ORANGE CO DA	\$895.50
				SANTA ANA PD	\$5,820.75



State of California
ASSET FORFEITURE REPORT - 2002

Table 3

Admin. Number	Docket Number	Amount Forfeited	Date Disbursed	Recipient	Amount Disbursed
00F04881		\$7,310.68	01/14/2002	CA DOJ-BNE ORANGE CDAA GENERAL FUND ORANGE CO DA	\$4,751.94 \$73.11 \$1,754.56 \$731.07
00F04895		\$1,196.72	05/31/2002	ANAHEIM PD BREA PD CA DOJ-BNE ORANGE CDAA GENERAL FUND OCHCA/HAZ.MAT.MGMT.SEC. ORANGE CO DA WSIN	\$15.56 \$15.56 \$668.97 \$11.97 \$287.21 \$38.89 \$119.67 \$38.89
00F05593		\$1,113.31	05/31/2002	CA DOJ-BNE ORANGE CDAA GENERAL FUND ORANGE CO DA	\$723.66 \$11.13 \$267.19 \$111.33
00F06934		\$2,428.00	01/14/2002	CDAA GENERAL FUND HUNTINGTON BEACH PD ORANGE CO DA	\$24.28 \$582.72 \$1,578.20 \$242.80
00F07367		\$1,450.78	12/16/2002	CA DOJ-BNE ORANGE CDAA GENERAL FUND ORANGE CO DA	\$943.00 \$14.51 \$348.19 \$145.08
00F07730		\$965.00	03/19/2002	CDAA FULLERTON PD GENERAL FUND ORANGE CO DA	\$9.65 \$627.25 \$231.60 \$96.50
00F11024		\$43,397.97	09/19/2002	CDAA GENERAL FUND NEWPORT BEACH PD ORANGE CO DA	\$433.98 \$10,415.51 \$28,208.68 \$4,339.80
01-044		\$1,092.57	03/01/2002	CDAA	\$10.93



State of California
ASSET FORFEITURE REPORT - 2002

Table 3

Admin. Number	Docket Number	Amount Forfeited	Date Disbursed	Recipient	Amount Disbursed
				GENERAL FUND	\$262.22
				NEWPORT BEACH PD	\$710.16
				ORANGE CO DA	\$109.26
01-100		\$1,507.05	03/20/2002		
				CDAA	\$15.07
				GENERAL FUND	\$361.69
				HUNTINGTON BEACH PD	\$979.58
				ORANGE CO DA	\$150.71
01-106		\$1,260.08	05/31/2002		
				CDAA	\$12.60
				FOUNTAIN VALLEY PD	\$819.05
				GENERAL FUND	\$302.42
				ORANGE CO DA	\$126.01
01-119		\$1,595.00	03/07/2002		
				CDAA	\$15.95
				GARDEN GROVE PD	\$1,036.75
				GENERAL FUND	\$382.80
				ORANGE CO DA	\$159.50
01-162		\$1,288.00	05/31/2002		
				ANAHEIM PD	\$837.20
				CDAA	\$12.88
				GENERAL FUND	\$309.12
				ORANGE CO DA	\$128.80
01-178		\$1,540.24	01/28/2002		
				ANAHEIM PD	\$1,001.16
				CDAA	\$15.40
				GENERAL FUND	\$369.66
				ORANGE CO DA	\$154.02
01-194		\$1,214.00	05/31/2002		
				ANAHEIM PD	\$789.10
				CDAA	\$12.14
				GENERAL FUND	\$291.36
				ORANGE CO DA	\$121.40
01-230		\$4,998.43	04/01/2002		
				CDAA	\$49.98
				GENERAL FUND	\$1,199.62
				ORANGE CO DA	\$499.84
				ORANGE CO SO	\$3,248.99
01-231		\$9,411.57	04/11/2002		
				CDAA	\$94.12
				GENERAL FUND	\$2,258.78



State of California
ASSET FORFEITURE REPORT - 2002

Table 3

Admin. Number	Docket Number	Amount Forfeited	Date Disbursed	Recipient	Amount Disbursed
01-298		\$1,038.87	05/31/2002	ORANGE CO DA	\$941.16
				ORANGE CO SO	\$6,117.51
				CDAA	\$10.39
				GENERAL FUND	\$249.33
				ORANGE CO DA	\$103.89
01-384		\$21,135.11	01/28/2002	SANTA ANA PD	\$675.26
				ANAHEIM PD	\$686.89
				BREA PD	\$686.89
				CA DOJ-BNE ORANGE	\$8,242.69
				CDAA	\$211.35
01-387		\$5,478.14	01/14/2002	FULLERTON PD	\$3,434.46
				GENERAL FUND	\$5,072.43
				ORANGE CO DA	\$2,113.51
				WSIN	\$686.89
				CDAA	\$54.78
01-400		\$940.72	03/19/2002	GARDEN GROVE PD	\$3,560.80
				GENERAL FUND	\$1,314.75
				ORANGE CO DA	\$547.81
				CDAA	\$9.41
				GENERAL FUND	\$225.77
01-409		\$2,027.20	04/01/2002	ORANGE CO DA	\$94.07
				ORANGE PD	\$611.47
				CDAA	\$20.27
				GENERAL FUND	\$486.53
				ORANGE CO DA	\$202.72
01-420		\$3,724.76	07/15/2002	ORANGE CO SO	\$1,317.68
				CDAA	\$37.25
				GENERAL FUND	\$893.94
				ORANGE CO DA	\$372.48
				ORANGE CO SO	\$2,421.09
01-422		\$6,931.61	09/20/2002	CDAA	\$69.32
				GENERAL FUND	\$1,663.59
				ORANGE CO DA	\$693.16
				ORANGE CO SO	\$4,505.54



State of California
ASSET FORFEITURE REPORT - 2002

Table 3

Admin. Number	Docket Number	Amount Forfeited	Date Disbursed	Recipient	Amount Disbursed
01-434		\$868.37	07/15/2002		
				CDAA	\$8.68
				GENERAL FUND	\$208.41
				ORANGE CO DA	\$86.84
				ORANGE CO SO	\$564.44
01-448		\$672.25	08/05/2002		
				CDAA	\$6.72
				GENERAL FUND	\$161.34
				IRVINE PD	\$436.96
				ORANGE CO DA	\$67.23
01CC02571		\$1,030.00	09/12/2002		
				CDAA	\$10.30
				FULLERTON PD	\$669.50
				GENERAL FUND	\$247.20
				ORANGE CO DA	\$103.00
01CC05057		\$1,887.00	03/19/2002		
				CDAA	\$18.87
				GENERAL FUND	\$452.88
				LAGUNA BEACH PD	\$1,226.55
				ORANGE CO DA	\$188.70
01CC06005		\$3,863.04	05/31/2002		
				ANAHEIM PD	\$2,510.98
				CDAA	\$38.63
				GENERAL FUND	\$927.13
				ORANGE CO DA	\$386.30
01CC07313		\$83,106.31	06/18/2002		
				CDAA	\$831.06
				GENERAL FUND	\$19,945.51
				LAGUNA BEACH PD	\$54,019.11
				ORANGE CO DA	\$8,310.63
01CC09567		\$2,627.00	03/20/2002		
				CDAA	\$26.27
				GENERAL FUND	\$630.48
				HUNTINGTON BEACH PD	\$1,707.55
				ORANGE CO DA	\$262.70
01CC09684		\$5,544.24	07/18/2002		
				ANAHEIM PD	\$3,603.76
				CDAA	\$55.44
				GENERAL FUND	\$1,330.62
				ORANGE CO DA	\$554.42



State of California
ASSET FORFEITURE REPORT - 2002

Table 3

Admin. Number	Docket Number	Amount Forfeited	Date Disbursed	Recipient	Amount Disbursed
01F00085		\$47,053.00	08/22/2002	ANAHEIM PD	\$2,715.90
				CDAA	\$470.53
				DRUG ENFORCEMENT	\$2,715.90
				FULLERTON PD	\$2,715.90
				GENERAL FUND	\$11,292.72
				ORANGE CO DA	\$21,710.25
				ORANGE CO. PROB.	\$2,715.90
				SANTA ANA PD	\$2,715.90
01F00369		\$1,175.22	07/15/2002	CDAA	\$11.75
				GENERAL FUND	\$282.05
				ORANGE CO DA	\$117.52
				ORANGE CO SO	\$763.90
01F01981		\$12,361.80	04/01/2002	BUENA PARK PD	\$8,035.17
				CDAA	\$123.62
				GENERAL FUND	\$2,966.83
				ORANGE CO DA	\$1,236.18
01F01982		\$333.37	11/25/2002	BUENA PARK PD	\$216.69
				CDAA	\$3.33
				GENERAL FUND	\$80.01
				ORANGE CO DA	\$33.34
01F02426		\$5,541.80	04/26/2002	ANAHEIM PD	\$3,602.17
				CDAA	\$55.42
				GENERAL FUND	\$1,330.03
				ORANGE CO DA	\$554.18
01F02849		\$1,526.96	11/15/2002	CDAA	\$15.27
				GENERAL FUND	\$366.47
				HUNTINGTON BEACH PD	\$992.52
				ORANGE CO DA	\$152.70
01F02913		\$14,332.44	01/14/2002	CDAA	\$143.32
				GENERAL FUND	\$3,439.79
				HUNTINGTON BEACH PD	\$9,316.09
				ORANGE CO DA	\$1,433.24
01F03062		\$995.77	03/20/2002	CDAA	\$9.96



State of California
ASSET FORFEITURE REPORT - 2002

Table 3

Admin. Number	Docket Number	Amount Forfeited	Date Disbursed	Recipient	Amount Disbursed
				GENERAL FUND	\$238.98
				ORANGE CO DA	\$99.58
				ORANGE CO SO	\$647.25
01F03305		\$11,090.67	04/02/2002		
				CDAA	\$110.91
				GENERAL FUND	\$2,661.76
				ORANGE CO DA	\$1,109.07
				SANTA ANA PD	\$7,208.93
01F03425		\$2,242.21	01/28/2002		
				ANAHEIM PD	\$1,457.44
				CDAA	\$22.42
				GENERAL FUND	\$538.13
				ORANGE CO DA	\$224.22
01F03518		\$26,684.39	01/28/2002		
				CDAA	\$266.84
				GENERAL FUND	\$6,404.25
				ORANGE CO DA	\$2,668.44
				ORANGE CO SO	\$17,344.86
01F03536		\$18,183.93	03/19/2002		
				CDAA	\$187.27
				GENERAL FUND	\$4,494.51
				LAGUNA BEACH PD	\$11,629.44
				ORANGE CO DA	\$1,872.71
01F03765		\$1,711.56	07/15/2002		
				CDAA	\$17.12
				GENERAL FUND	\$410.77
				ORANGE CO DA	\$171.16
				ORANGE CO SO	\$1,112.51
01F03897		\$2,658.82	01/14/2002		
				CDAA	\$26.59
				GENERAL FUND	\$638.12
				ORANGE CO DA	\$265.88
				ORANGE PD	\$1,728.23
01F03975		\$850.76	03/01/2002		
				BUENA PARK PD	\$552.99
				CDAA	\$8.51
				GENERAL FUND	\$204.18
				ORANGE CO DA	\$85.08
01F04156		\$1,422.42	09/20/2002		
				CDAA	\$14.22
				GENERAL FUND	\$341.38



State of California
ASSET FORFEITURE REPORT - 2002

Table 3

Admin. Number	Docket Number	Amount Forfeited	Date Disbursed	Recipient	Amount Disbursed
01F04599		\$2,853.23	03/01/2002	ORANGE CO DA	\$142.24
				ORANGE CO SO	\$924.58
				CDAA	\$28.53
				COSTA MESA PD	\$1,854.60
				GENERAL FUND	\$684.78
01F04612		\$1,961.79	03/19/2002	ORANGE CO DA	\$285.32
				CDAA	\$19.62
				GENERAL FUND	\$470.83
				NEWPORT BEACH PD	\$1,275.16
				ORANGE CO DA	\$196.18
01F04679		\$445.00	10/29/2002	CDAA	\$4.45
				GENERAL FUND	\$106.80
				IRVINE PD	\$289.25
				ORANGE CO DA	\$44.50
				CDAA	\$8.83
01F04978		\$883.47	03/19/2002	GENERAL FUND	\$212.03
				ORANGE CO DA	\$88.35
				WESTMINSTER PD	\$574.26
				CDAA	\$13.43
				GENERAL FUND	\$322.32
01F05244		\$1,343.01	04/01/2002	ORANGE CO DA	\$134.30
				ORANGE CO SO	\$872.96
				CDAA	\$151.88
				GENERAL FUND	\$3,645.06
				ORANGE CO DA	\$1,518.77
01F05255		\$15,187.73	05/31/2002	ORANGE CO SO	\$9,872.02
				CDAA	\$151.88
				GENERAL FUND	\$3,645.06
				ORANGE CO DA	\$1,518.77
				ORANGE CO SO	\$9,872.02
01F05256		\$10,666.08	01/14/2002	CA DOJ-BNE ORANGE	\$3,258.49
				CDAA	\$106.66
				CHP-SANTA ANA	\$415.97
				GENERAL FUND	\$2,559.86
				ORANGE CO DA	\$1,066.61
				SANTA ANA PD	\$3,258.49
				CDAA	\$13.88
01F05258		\$1,387.92	01/14/2002		



State of California
ASSET FORFEITURE REPORT - 2002

Table 3

Admin. Number	Docket Number	Amount Forfeited	Date Disbursed	Recipient	Amount Disbursed
				GENERAL FUND	\$333.10
				ORANGE CO DA	\$138.79
				ORANGE CO SO	\$902.15
01F05270		\$14,983.80	03/19/2002		
				CDAA	\$149.84
				GENERAL FUND	\$3,596.11
				ORANGE CO DA	\$1,498.38
				SANTA ANA PD	\$9,739.47
01F05279		\$8,455.00	11/15/2002		
				CDAA	\$84.55
				GENERAL FUND	\$2,029.20
				ORANGE CO DA	\$845.50
				SANTA ANA PD	\$5,495.75
01F05284		\$1,619.70	05/31/2002		
				CDAA	\$16.20
				GENERAL FUND	\$388.73
				ORANGE CO DA	\$161.97
				ORANGE CO SO	\$1,052.80
01F05293		\$2,113.37	05/31/2002		
				CDAA	\$21.13
				GENERAL FUND	\$507.21
				ORANGE CO DA	\$211.34
				SANTA ANA PD	\$1,373.69
01F05294		\$4,984.12	05/31/2002		
				ANAHEIM PD	\$1,619.84
				CDAA	\$49.84
				COSTA MESA PD	\$1,619.84
				GENERAL FUND	\$1,196.19
				ORANGE CO DA	\$498.41
01F05298		\$1,176.31	12/24/2002		
				CDAA	\$11.76
				GENERAL FUND	\$282.31
				ORANGE CO DA	\$117.63
				ORANGE CO SO	\$764.61
01F05518		\$2,690.62	04/02/2002		
				CDAA	\$26.91
				GENERAL FUND	\$645.75
				ORANGE CO DA	\$269.06
				ORANGE CO SO	\$1,748.90
01F05539		\$2,468.42	04/26/2002		
				CDAA	\$24.68



State of California
ASSET FORFEITURE REPORT - 2002

Table 3

Admin. Number	Docket Number	Amount Forfeited	Date Disbursed	Recipient	Amount Disbursed
01F05785		\$1,310.20	04/02/2002	GENERAL FUND	\$592.42
				ORANGE CO DA	\$246.84
				ORANGE CO SO	\$1,604.48
01F05862		\$1,227.96	03/19/2002	BUENA PARK PD	\$851.63
				CDAA	\$13.10
				GENERAL FUND	\$314.45
01F05949		\$1,375.00	11/15/2002	ORANGE CO DA	\$131.02
				CDAA	\$12.28
				GENERAL FUND	\$294.71
01F06060		\$2,039.44	05/31/2002	ORANGE CO DA	\$122.80
				SANTA ANA PD	\$798.17
				CDAA	\$13.75
01F06069		\$1,084.07	04/26/2002	GENERAL FUND	\$330.00
				IRVINE PD	\$893.75
				ORANGE CO DA	\$137.50
01F06080		\$597.00	05/31/2002	ORANGE CO DA	\$137.50
				CDAA	\$20.39
				FEDERAL BUREAU OF INV.	\$437.46
01F06247		\$1,302.36	04/26/2002	GENERAL FUND	\$489.47
				ORANGE CO DA	\$203.94
				US CUSTOMS	\$437.46
01F06060		\$2,039.44	05/31/2002	WESTMINSTER PD	\$450.72
				ANAHEIM PD	\$704.64
				CDAA	\$10.84
01F06080		\$597.00	05/31/2002	GENERAL FUND	\$260.18
				ORANGE CO DA	\$108.41
				CDAA	\$5.97
01F06247		\$1,302.36	04/26/2002	GARDEN GROVE PD	\$388.05
				GENERAL FUND	\$143.28
				ORANGE CO DA	\$59.70
01F06247		\$1,302.36	04/26/2002	ANAHEIM PD	\$846.53
				CDAA	\$13.02
				GENERAL FUND	\$312.57
01F06247		\$1,302.36	04/26/2002	ORANGE CO DA	\$130.24
				ANAHEIM PD	\$846.53
				CDAA	\$13.02



State of California
ASSET FORFEITURE REPORT - 2002

Table 3

Admin. Number	Docket Number	Amount Forfeited	Date Disbursed	Recipient	Amount Disbursed
01F06463		\$4,039.36	05/31/2002		
				ANAHEIM PD	\$52.51
				BREA PD	\$52.51
				CA DOJ-BNE ORANGE	\$1,155.26
				CDAA	\$40.39
				GENERAL FUND	\$969.45
				LA PALMA PD	\$1,181.51
				ORANGE CO DA	\$403.94
				ORANGE CO SO	\$52.51
				WSIN	\$131.28
01F06484		\$932.84	04/02/2002		
				ANAHEIM PD	\$606.35
				CDAA	\$9.33
				GENERAL FUND	\$223.88
				ORANGE CO DA	\$93.28
01F06614		\$1,221.17	03/19/2002		
				CDAA	\$12.21
				GENERAL FUND	\$293.08
				HUNTINGTON BEACH PD	\$793.76
				ORANGE CO DA	\$122.12
01F06701		\$1,517.38	06/18/2002		
				CDAA	\$15.17
				GENERAL FUND	\$364.17
				NEWPORT BEACH PD	\$986.30
				ORANGE CO DA	\$151.74
01F06767		\$1,385.00	05/31/2002		
				CDAA	\$13.85
				GENERAL FUND	\$332.40
				IRVINE PD	\$900.25
				ORANGE CO DA	\$138.50
01F06786		\$4,088.14	02/21/2002		
				CDAA	\$40.88
				GENERAL FUND	\$981.15
				ORANGE CO DA	\$408.81
				ORANGE CO SO	\$2,657.30
01F06791		\$1,845.00	03/22/2002		
				CDAA	\$18.45
				GENERAL FUND	\$442.80
				IRVINE PD	\$1,199.25
				ORANGE CO DA	\$184.50



State of California
ASSET FORFEITURE REPORT - 2002

Table 3

Admin. Number	Docket Number	Amount Forfeited	Date Disbursed	Recipient	Amount Disbursed
01F06817		\$1,594.15	04/01/2002		
				CDAA	\$15.94
				GENERAL FUND	\$382.60
				ORANGE CO DA	\$159.42
				ORANGE CO SO	\$1,036.19
01F06821		\$23,163.84	04/02/2002		
				CDAA	\$231.64
				GENERAL FUND	\$5,559.32
				ORANGE CO DA	\$2,316.38
				ORANGE PD	\$15,056.50
01F06941		\$2,826.46	04/02/2002		
				ANAHEIM PD	\$1,837.20
				CDAA	\$28.26
				GENERAL FUND	\$678.35
				ORANGE CO DA	\$282.65
01F07107		\$5,685.00	09/19/2002		
				CDAA	\$56.85
				GENERAL FUND	\$1,364.40
				IRVINE PD	\$3,695.25
				ORANGE CO DA	\$568.50
01F07152		\$12,521.05	04/26/2002		
				CDAA	\$125.21
				COSTA MESA PD	\$8,138.68
				GENERAL FUND	\$3,005.05
				ORANGE CO DA	\$1,252.11
01F07178		\$2,431.00	05/31/2002		
				CDAA	\$24.31
				COSTA MESA PD	\$1,264.12
				GENERAL FUND	\$583.44
				NEWPORT BEACH PD	\$316.03
				ORANGE CO DA	\$243.10
01F07446		\$1,155.16	04/02/2002		
				ANAHEIM PD	\$750.85
				CDAA	\$11.55
				GENERAL FUND	\$277.24
				ORANGE CO DA	\$115.52
01F07469		\$5,454.26	02/21/2002		
				CDAA	\$54.54
				GENERAL FUND	\$1,309.02
				ORANGE CO DA	\$545.43
				ORANGE CO SO	\$3,545.27



State of California
ASSET FORFEITURE REPORT - 2002

Table 3

Admin. Number	Docket Number	Amount Forfeited	Date Disbursed	Recipient	Amount Disbursed
01F07481		\$2,485.84	02/21/2002	CDAA	\$24.86
				GENERAL FUND	\$596.60
				ORANGE CO DA	\$248.58
				ORANGE CO SO	\$1,615.80
01F07495		\$3,423.79	02/21/2002	CDAA	\$34.24
				GENERAL FUND	\$821.71
				ORANGE CO DA	\$342.38
				ORANGE CO SO	\$2,225.46
01F07898		\$913.86	05/31/2002	CDAA	\$9.14
				GENERAL FUND	\$219.33
				ORANGE CO DA	\$91.39
				ORANGE PD	\$594.00
01F08385		\$2,563.11	11/25/2002	CDAA	\$25.63
				GENERAL FUND	\$615.15
				ORANGE CO DA	\$256.31
				ORANGE CO SO	\$1,666.02
01F08474		\$1,141.42	05/31/2002	CDAA	\$11.41
				FOUNTAIN VALLEY PD	\$741.93
				GENERAL FUND	\$273.94
				ORANGE CO DA	\$114.14
01F08482		\$2,697.53	05/31/2002	CDAA	\$26.98
				GENERAL FUND	\$647.41
				HUNTINGTON BEACH PD	\$1,753.39
				ORANGE CO DA	\$269.75
01F08495		\$5,474.40	05/31/2002	CDAA	\$54.74
				FOUNTAIN VALLEY PD	\$3,558.36
				GENERAL FUND	\$1,313.86
				ORANGE CO DA	\$547.44
01F08906		\$924.90	05/31/2002	CDAA	\$9.25
				GENERAL FUND	\$221.98
				ORANGE CO DA	\$92.49
				SANTA ANA PD	\$601.18



State of California
ASSET FORFEITURE REPORT - 2002

Table 3

Admin. Number	Docket Number	Amount Forfeited	Date Disbursed	Recipient	Amount Disbursed
01F09008		\$19,262.24	08/05/2002	ANAHEIM PD	\$7,512.28
				CDAA	\$192.62
				GENERAL FUND	\$4,622.94
				ORANGE CO DA	\$1,926.22
				SANTA ANA PD	\$5,008.18
01F09118		\$8,842.51	04/02/2002	ANAHEIM PD	\$5,747.63
				CDAA	\$88.43
				GENERAL FUND	\$2,122.20
				ORANGE CO DA	\$884.25
01F09216		\$2,052.83	06/18/2002	CDAA	\$20.53
				GENERAL FUND	\$492.68
				ORANGE CO DA	\$205.28
				SANTA ANA PD	\$1,334.34
01F09715		\$1,474.32	05/31/2002	ANAHEIM PD	\$958.31
				CDAA	\$14.74
				GENERAL FUND	\$353.84
				ORANGE CO DA	\$147.43
01F09927		\$2,643.07	05/31/2002	CDAA	\$26.43
				GENERAL FUND	\$634.34
				ORANGE CO DA	\$264.31
				SANTA ANA PD	\$1,717.99
01F09960		\$1,276.49	05/21/2002	CDAA	\$12.76
				GENERAL FUND	\$306.36
				ORANGE CO DA	\$127.65
				ORANGE PD	\$829.72
01F09978		\$20,928.47	07/15/2002	CDAA	\$209.28
				GENERAL FUND	\$5,022.83
				ORANGE CO DA	\$2,092.85
				ORANGE CO SO	\$13,603.51
01F10385		\$1,147.00	05/31/2002	CDAA	\$11.47
				GENERAL FUND	\$275.28
				IRVINE PD	\$745.55
				ORANGE CO DA	\$114.70



State of California
ASSET FORFEITURE REPORT - 2002

Table 3

Admin. Number	Docket Number	Amount Forfeited	Date Disbursed	Recipient	Amount Disbursed
01F10531		\$6,753.00	08/01/2002	CDAA	\$67.53
				GARDEN GROVE PD	\$4,389.45
				GENERAL FUND	\$1,620.72
				ORANGE CO DA	\$675.30
01F10537		\$1,877.29	05/31/2002	CDAA	\$18.77
				GENERAL FUND	\$450.55
				ORANGE CO DA	\$187.73
				SANTA ANA PD	\$1,220.24
01F10749		\$1,568.95	06/18/2002	CDAA	\$15.69
				GENERAL FUND	\$376.55
				ORANGE CO DA	\$156.90
				ORANGE PD	\$1,019.81
01F10835		\$4,356.37	04/11/2002	CDAA	\$43.56
				FOUNTAIN VALLEY PD	\$2,831.64
				GENERAL FUND	\$1,045.53
				ORANGE CO DA	\$435.64
01F10860		\$8,062.30	04/26/2002	CDAA	\$80.62
				CYPRESS PD	\$5,240.50
				GENERAL FUND	\$1,934.95
				ORANGE CO DA	\$806.23
01F11116		\$2,799.00	05/31/2002	CDAA	\$27.99
				GENERAL FUND	\$671.76
				IRVINE PD	\$1,819.35
				ORANGE CO DA	\$279.90
01F11122		\$1,250.00	10/03/2002	CDAA	\$12.50
				GENERAL FUND	\$300.00
				IRVINE PD	\$812.50
				ORANGE CO DA	\$125.00
01F11141		\$855.00	05/31/2002	CDAA	\$8.55
				GENERAL FUND	\$205.20
				IRVINE PD	\$555.75
				ORANGE CO DA	\$85.50



State of California
ASSET FORFEITURE REPORT - 2002

Table 3

Admin. Number	Docket Number	Amount Forfeited	Date Disbursed	Recipient	Amount Disbursed
01F11150		\$1,294.07	05/31/2002		
				CDAA	\$12.94
				COSTA MESA PD	\$841.14
				GENERAL FUND	\$310.58
				ORANGE CO DA	\$129.41
01F11183		\$2,645.00	12/16/2002		
				CDAA	\$26.45
				GENERAL FUND	\$634.80
				LAGUNA BEACH PD	\$1,719.25
				ORANGE CO DA	\$264.50
01F11350		\$3,090.25	06/18/2002		
				CDAA	\$30.90
				GENERAL FUND	\$741.66
				ORANGE CO DA	\$309.03
				SANTA ANA PD	\$2,008.66
01F11352		\$1,128.31	05/31/2002		
				ANAHEIM PD	\$733.41
				CDAA	\$11.28
				GENERAL FUND	\$270.79
				ORANGE CO DA	\$112.83
01F11470		\$2,526.81	11/15/2002		
				CDAA	\$25.27
				GENERAL FUND	\$606.43
				HUNTINGTON BEACH PD	\$1,642.43
				ORANGE CO DA	\$252.68
01F11501		\$1,236.00	08/05/2002		
				ANAHEIM PD	\$803.40
				CDAA	\$12.36
				GENERAL FUND	\$296.64
				ORANGE CO DA	\$123.60
01F11686		\$1,431.00	11/15/2002		
				CDAA	\$14.31
				GENERAL FUND	\$343.44
				LA HABRA PD	\$930.15
				ORANGE CO DA	\$143.10
01F11912		\$1,108.92	06/18/2002		
				CDAA	\$11.09
				GENERAL FUND	\$266.14
				ORANGE CO DA	\$110.89
				SANTA ANA PD	\$720.80



State of California
ASSET FORFEITURE REPORT - 2002

Table 3

Admin. Number	Docket Number	Amount Forfeited	Date Disbursed	Recipient	Amount Disbursed
01F11951		\$1,373.25	06/18/2002		
				CDAA	\$13.73
				GENERAL FUND	\$329.58
				ORANGE CO DA	\$137.33
				SANTA ANA PD	\$892.61
01F12092		\$1,537.18	07/15/2002		
				BUENA PARK PD	\$999.17
				CDAA	\$15.37
				GENERAL FUND	\$368.92
				ORANGE CO DA	\$153.72
01F12263		\$1,752.61	06/18/2002		
				CDAA	\$17.53
				GENERAL FUND	\$420.63
				ORANGE CO DA	\$175.26
				ORANGE PD	\$1,139.19
01F70223X		\$2,182.00	01/14/2002		
				CDAA	\$21.82
				GENERAL FUND	\$523.68
				ORANGE CO DA	\$218.20
				ORANGE CO SO	\$1,418.30
01F70978X		\$3,098.40	04/02/2002		
				CDAA	\$30.98
				GENERAL FUND	\$743.62
				HUNTINGTON BEACH PD	\$2,013.96
				ORANGE CO DA	\$309.84
01F72211X		\$3,105.00	01/14/2002		
				CDAA	\$31.05
				GENERAL FUND	\$745.20
				ORANGE CO DA	\$310.50
				SEAL BEACH PD	\$2,018.25
01F82129L		\$3,306.05	01/14/2002		
				CDAA	\$33.06
				GARDEN GROVE PD	\$2,148.93
				GENERAL FUND	\$793.45
				ORANGE CO DA	\$330.61
01F82865L		\$1,395.00	04/26/2002		
				CDAA	\$13.95
				GENERAL FUND	\$334.80
				IRVINE PD	\$906.75
				ORANGE CO DA	\$139.50



State of California
ASSET FORFEITURE REPORT - 2002

Table 3

Admin. Number	Docket Number	Amount Forfeited	Date Disbursed	Recipient	Amount Disbursed
01F86067L		\$858.80	05/31/2002		
				CDAA	\$8.59
				GENERAL FUND	\$206.11
				HUNTINGTON BEACH PD	\$558.22
				ORANGE CO DA	\$85.88
02-195		\$900.00	07/15/2002		
				CDAA	\$9.00
				GENERAL FUND	\$216.00
				ORANGE CO DA	\$90.00
				ORANGE CO SO	\$585.00
02-204		\$1,822.64	10/03/2002		
				CDAA	\$18.23
				GENERAL FUND	\$437.43
				ORANGE CO DA	\$182.26
				ORANGE CO SO	\$1,184.72
02-231		\$2,239.95	05/31/2002		
				CDAA	\$22.40
				COSTA MESA PD	\$1,455.96
				GENERAL FUND	\$537.59
				ORANGE CO DA	\$224.00
02-302		\$2,405.18	05/31/2002		
				CDAA	\$24.05
				GENERAL FUND	\$577.24
				NEWPORT BEACH PD	\$1,563.37
				ORANGE CO DA	\$240.52
02-305		\$1,179.00	08/23/2002		
				CDAA	\$11.79
				GARDEN GROVE PD	\$766.35
				GENERAL FUND	\$282.96
				ORANGE CO DA	\$117.90
02-319		\$9,477.34	08/05/2002		
				CDAA	\$94.77
				GARDEN GROVE PD	\$6,160.28
				GENERAL FUND	\$2,274.56
				ORANGE CO DA	\$947.73
02-326		\$4,512.34	11/01/2002		
				CDAA	\$45.12
				GENERAL FUND	\$1,082.96
				ORANGE CO DA	\$451.23
				ORANGE CO SO	\$2,933.03



State of California
ASSET FORFEITURE REPORT - 2002

Table 3

Admin. Number	Docket Number	Amount Forfeited	Date Disbursed	Recipient	Amount Disbursed
02-337		\$937.96	11/02/2002		
				CDAA	\$9.38
				GENERAL FUND	\$225.11
				ORANGE CO DA	\$93.80
				ORANGE CO SO	\$609.67
02-353		\$10,424.65	11/15/2002		
				CDAA	\$104.25
				GENERAL FUND	\$2,501.92
				ORANGE CO DA	\$1,042.47
				ORANGE PD	\$6,776.01
02F00029		\$8,083.41	07/15/2002		
				CDAA	\$80.83
				GENERAL FUND	\$1,940.02
				ORANGE CO DA	\$808.34
				ORANGE CO SO	\$5,254.22
02F00124		\$2,870.21	05/31/2002		
				CDAA	\$28.70
				GENERAL FUND	\$688.85
				HUNTINGTON BEACH PD	\$1,865.64
				ORANGE CO DA	\$287.02
02F00138		\$875.81	05/31/2002		
				CDAA	\$8.76
				GENERAL FUND	\$210.19
				HUNTINGTON BEACH PD	\$569.28
				ORANGE CO DA	\$87.58
02F00724		\$3,081.22	08/23/2002		
				CDAA	\$30.81
				GENERAL FUND	\$739.49
				ORANGE CO DA	\$308.12
				ORANGE CO SO	\$2,002.80
02F00730		\$5,648.17	12/16/2002		
				CDAA	\$56.48
				GENERAL FUND	\$1,355.56
				ORANGE CO DA	\$564.82
				SANTA ANA PD	\$3,671.31
02F00740		\$1,395.54	12/16/2002		
				CDAA	\$13.96
				GENERAL FUND	\$334.93
				ORANGE CO DA	\$139.55
				SANTA ANA PD	\$907.10



State of California
ASSET FORFEITURE REPORT - 2002

Table 3

Admin. Number	Docket Number	Amount Forfeited	Date Disbursed	Recipient	Amount Disbursed
02F00869		\$2,133.69	11/15/2002		
				CDA A	\$21.34
				GENERAL FUND	\$512.09
				ORANGE CO DA	\$213.37
				SANTA ANA PD	\$1,386.89
02F01307		\$966.29	12/24/2002		
				CDA A	\$9.66
				GENERAL FUND	\$231.91
				ORANGE CO DA	\$96.63
				ORANGE CO SO	\$628.09
02F01473		\$10,834.90	10/03/2002		
				CDA A	\$108.35
				GENERAL FUND	\$2,600.38
				HUNTINGTON BEACH PD	\$7,042.68
				ORANGE CO DA	\$1,083.49
02F01492		\$2,009.98	08/05/2002		
				ANAHEIM PD	\$1,306.48
				CDA A	\$20.10
				GENERAL FUND	\$482.40
				ORANGE CO DA	\$201.00
02F01627		\$130,101.00	06/03/2002		
				ANAHEIM PD	\$8,456.56
				CDA A	\$1,301.01
				GENERAL FUND	\$31,224.24
				LOS ANGELES CO SO	\$76,109.09
				ORANGE CO DA	\$13,010.10
02F01677		\$1,341.00	10/03/2002		
				BUENA PARK PD	\$848.20
				CDA A	\$14.08
				GENERAL FUND	\$337.92
				ORANGE CO DA	\$140.80
02F01708		\$2,396.96	08/05/2002		
				ANAHEIM PD	\$1,558.02
				CDA A	\$23.97
				GENERAL FUND	\$575.27
				ORANGE CO DA	\$239.70
02F01778		\$3,443.82	07/15/2002		
				CDA A	\$34.44
				GENERAL FUND	\$826.52
				ORANGE CO DA	\$344.38
				ORANGE CO SO	\$2,238.48



State of California
ASSET FORFEITURE REPORT - 2002

Table 3

Admin. Number	Docket Number	Amount Forfeited	Date Disbursed	Recipient	Amount Disbursed
02F01800		\$3,846.88	07/15/2002		
				CDA A	\$38.47
				GENERAL FUND	\$923.25
				ORANGE CO DA	\$384.69
				ORANGE CO SO	\$2,500.47
02F01805		\$1,615.56	11/12/2002		
				BUENA PARK PD	\$1,050.11
				CDA A	\$16.16
				GENERAL FUND	\$387.73
				ORANGE CO DA	\$161.56
02F01889		\$1,985.00	08/05/2002		
				CDA A	\$19.85
				FULLERTON PD	\$1,290.25
				GENERAL FUND	\$476.40
				ORANGE CO DA	\$198.50
02F01952		\$1,425.19	07/15/2002		
				BUENA PARK PD	\$926.37
				CDA A	\$14.25
				GENERAL FUND	\$342.05
				ORANGE CO DA	\$142.52
02F01988		\$1,964.85	07/15/2002		
				BUENA PARK PD	\$1,277.15
				CDA A	\$19.65
				GENERAL FUND	\$471.56
				ORANGE CO DA	\$196.49
02F02099		\$1,390.79	08/05/2002		
				ABLEAIR UNIT	\$904.01
				CDA A	\$13.91
				GENERAL FUND	\$333.79
				ORANGE CO DA	\$139.08
02F02177		\$1,518.81	07/15/2002		
				CDA A	\$15.19
				GENERAL FUND	\$364.51
				ORANGE CO DA	\$151.88
				ORANGE CO SO	\$987.23
02F02222		\$2,182.00	12/16/2002		
				CDA A	\$21.82
				GENERAL FUND	\$523.68
				NEWPORT BEACH PD	\$1,418.30
				ORANGE CO DA	\$218.20



State of California
ASSET FORFEITURE REPORT - 2002

Table 3

Admin. Number	Docket Number	Amount Forfeited	Date Disbursed	Recipient	Amount Disbursed
02F02506		\$3,555.00	11/15/2002		
				CDA A	\$35.55
				GENERAL FUND	\$853.20
				ORANGE CO DA	\$355.50
				US ALCOHOL TOBACCO FIRE	\$1,155.38
				WESTMINSTER PD	\$1,155.37
02F02552		\$1,785.15	11/15/2002		
				CDA A	\$17.85
				GENERAL FUND	\$428.44
				ORANGE CO DA	\$178.52
				WESTMINSTER PD	\$1,160.34
02F02567		\$1,207.74	07/15/2002		
				CDA A	\$12.08
				GENERAL FUND	\$289.86
				ORANGE CO DA	\$120.77
				ORANGE CO SO	\$785.03
02F02667		\$2,392.30	11/15/2002		
				CDA A	\$23.92
				GENERAL FUND	\$574.15
				HUNTINGTON BEACH PD	\$1,555.00
				ORANGE CO DA	\$239.23
02F02670		\$7,567.58	11/15/2002		
				CDA A	\$75.68
				GENERAL FUND	\$1,816.22
				ORANGE CO DA	\$756.76
				WESTMINSTER PD	\$4,918.92
02F02899B		\$2,439.91	11/15/2002		
				CDA A	\$24.40
				GENERAL FUND	\$585.58
				ORANGE CO DA	\$243.99
				SANTA ANA PD	\$1,585.94
02F03131		\$12,698.35	08/04/2002		
				CDA A	\$126.98
				GENERAL FUND	\$3,047.60
				ORANGE CO DA	\$1,269.84
				SANTA ANA PD	\$8,253.93
02F03160		\$3,399.02	10/29/2002		
				CDA A	\$33.99
				GENERAL FUND	\$815.76
				ORANGE CO DA	\$339.90
				SANTA ANA PD	\$2,209.37



State of California
ASSET FORFEITURE REPORT - 2002

Table 3

Admin. Number	Docket Number	Amount Forfeited	Date Disbursed	Recipient	Amount Disbursed
02F03168		\$2,824.03	12/16/2002		
				CDAA	\$28.24
				GENERAL FUND	\$677.77
				ORANGE CO DA	\$282.40
				SANTA ANA PD	\$1,835.62
02F03271		\$9,026.00	08/05/2002		
				CDAA	\$90.26
				FULLERTON PD	\$5,866.90
				GENERAL FUND	\$2,166.24
				ORANGE CO DA	\$902.60
02F03339		\$2,900.90	11/15/2002		
				ANAHEIM PD	\$1,885.58
				CDAA	\$29.01
				GENERAL FUND	\$696.22
				ORANGE CO DA	\$290.09
02F03382		\$1,232.80	11/15/2002		
				ANAHEIM PD	\$801.32
				CDAA	\$12.33
				GENERAL FUND	\$295.87
				ORANGE CO DA	\$123.28
02F03400		\$1,932.96	11/15/2002		
				ANAHEIM PD	\$1,256.42
				CDAA	\$19.33
				GENERAL FUND	\$463.91
				ORANGE CO DA	\$193.30
02F03424		\$6,295.30	09/19/2002		
				ANAHEIM PD	\$4,091.95
				CDAA	\$62.95
				GENERAL FUND	\$1,510.87
				ORANGE CO DA	\$629.53
02F03475		\$923.27	11/15/2002		
				ANAHEIM PD	\$600.13
				CDAA	\$9.23
				GENERAL FUND	\$221.58
				ORANGE CO DA	\$92.33
02F03506		\$4,662.36	11/15/2002		
				CDAA	\$46.62
				GENERAL FUND	\$1,118.97
				ORANGE CO DA	\$466.24
				WESTMINSTER PD	\$3,030.53



State of California
ASSET FORFEITURE REPORT - 2002

Table 3

Admin. Number	Docket Number	Amount Forfeited	Date Disbursed	Recipient	Amount Disbursed
02F03541		\$3,752.54	11/15/2002		
				CDAA	\$37.53
				GENERAL FUND	\$900.61
				HUNTINGTON BEACH PD	\$2,439.15
				ORANGE CO DA	\$375.25
02F03863		\$1,896.54	08/23/2002		
				CDAA	\$18.97
				GENERAL FUND	\$455.17
				ORANGE CO DA	\$189.65
				ORANGE PD	\$1,232.75
02F04069		\$1,762.33	11/15/2002		
				CDAA	\$17.62
				GENERAL FUND	\$422.96
				NEWPORT BEACH PD	\$1,145.52
				ORANGE CO DA	\$176.23
02F04084		\$3,508.86	11/15/2002		
				CDAA	\$35.09
				COSTA MESA PD	\$2,280.75
				GENERAL FUND	\$842.13
				ORANGE CO DA	\$350.89
02F04190		\$3,861.00	11/15/2002		
				CDAA	\$38.61
				GENERAL FUND	\$926.64
				IRVINE PD	\$2,509.65
				ORANGE CO DA	\$386.10
02F04382		\$2,133.21	11/15/2002		
				ANAHEIM PD	\$1,386.59
				CDAA	\$21.33
				GENERAL FUND	\$511.97
				ORANGE CO DA	\$213.32
02F04402		\$17,084.42	11/15/2002		
				BUENA PARK PD	\$11,104.88
				CDAA	\$170.84
				GENERAL FUND	\$4,100.26
				ORANGE CO DA	\$1,708.44
02F04489		\$1,757.58	11/15/2002		
				CDAA	\$17.58
				GENERAL FUND	\$421.82
				ORANGE CO DA	\$175.76
				ORANGE PD	\$1,142.42



State of California
ASSET FORFEITURE REPORT - 2002

Table 3

Admin. Number	Docket Number	Amount Forfeited	Date Disbursed	Recipient	Amount Disbursed
02F04641		\$1,401.76	11/15/2002		
				CDAA	\$14.02
				GARDEN GROVE PD	\$911.14
				GENERAL FUND	\$336.42
				ORANGE CO DA	\$140.18
02F05005		\$3,380.00	11/15/2002		
				CDAA	\$33.80
				GENERAL FUND	\$811.20
				IRVINE PD	\$2,197.00
				ORANGE CO DA	\$338.00
02F05033		\$909.00	11/15/2002		
				CDAA	\$9.09
				GENERAL FUND	\$218.16
				IRVINE PD	\$590.85
				ORANGE CO DA	\$90.90
02F05047		\$1,302.00	10/02/2002		
				CDAA	\$13.02
				GENERAL FUND	\$312.48
				LAGUNA BEACH PD	\$846.30
				ORANGE CO DA	\$130.20
02F05137		\$2,332.05	10/03/2002		
				CDAA	\$23.32
				COSTA MESA PD	\$1,515.83
				GENERAL FUND	\$559.69
				ORANGE CO DA	\$233.21
02F05186		\$4,895.00	11/15/2002		
				CDAA	\$48.95
				GENERAL FUND	\$1,174.80
				IRVINE PD	\$3,181.75
				ORANGE CO DA	\$489.50
02F05273		\$7,801.97	10/03/2002		
				CDAA	\$78.02
				GENERAL FUND	\$1,872.47
				ORANGE CO DA	\$780.20
				SANTA ANA PD	\$5,071.28
02F05298		\$12,240.64	10/29/2002		
				CDAA	\$122.41
				GENERAL FUND	\$2,937.75
				ORANGE CO DA	\$1,224.06
				SANTA ANA PD	\$7,956.42



State of California
ASSET FORFEITURE REPORT - 2002

Table 3

Admin. Number	Docket Number	Amount Forfeited	Date Disbursed	Recipient	Amount Disbursed
02F05528		\$6,188.18	11/15/2002	CDAA	\$61.88
				GENERAL FUND	\$1,485.16
				NEWPORT BEACH PD	\$4,022.32
				ORANGE CO DA	\$618.82
02F05870		\$14,171.39	11/15/2002	CDAA	\$141.71
				GENERAL FUND	\$3,401.13
				ORANGE CO DA	\$1,417.14
				ORANGE PD	\$9,211.41
02F06035		\$2,410.38	10/03/2002	CDAA	\$24.10
				GARDEN GROVE PD	\$1,566.75
				GENERAL FUND	\$578.49
				ORANGE CO DA	\$241.04
02F06061		\$942.36	11/15/2002	CDAA	\$9.42
				GENERAL FUND	\$226.17
				ORANGE CO DA	\$94.24
				WESTMINSTER PD	\$612.53
02F06378		\$9,289.78	11/15/2002	CDAA	\$92.90
				GARDEN GROVE PD	\$6,038.35
				GENERAL FUND	\$2,229.55
				ORANGE CO DA	\$928.98
02F06712		\$1,567.97	11/15/2002	CDAA	\$15.68
				GENERAL FUND	\$376.31
				ORANGE CO DA	\$156.80
				SANTA ANA PD	\$1,019.18
02F06819		\$903.39	11/15/2002	CDAA	\$9.03
				GENERAL FUND	\$216.81
				ORANGE CO DA	\$90.34
				SANTA ANA PD	\$587.21
02F07386		\$2,706.00	10/03/2002	CDAA	\$27.06
				GENERAL FUND	\$649.44
				IRVINE PD	\$1,758.90
				ORANGE CO DA	\$270.60



State of California
ASSET FORFEITURE REPORT - 2002

Table 3

Admin. Number	Docket Number	Amount Forfeited	Date Disbursed	Recipient	Amount Disbursed
02F07442		\$1,860.87	11/15/2002	CDA GENERAL FUND ORANGE CO DA SANTA ANA PD	\$18.61 \$446.61 \$186.09 \$1,209.56
02F07777		\$2,345.72	11/15/2002	BUENA PARK PD CDA GENERAL FUND ORANGE CO DA	\$1,524.72 \$23.46 \$562.97 \$234.57
02F08056		\$1,937.00	11/15/2002	CDA GENERAL FUND IRVINE PD ORANGE CO DA	\$19.37 \$464.88 \$1,259.05 \$193.70
02F08079		\$1,617.00	11/15/2002	CDA GENERAL FUND IRVINE PD ORANGE CO DA	\$16.17 \$388.08 \$1,051.05 \$161.70
02F08236		\$1,908.94	12/16/2002	CDA GENERAL FUND ORANGE CO DA SANTA ANA PD	\$19.09 \$458.15 \$190.89 \$1,240.81
02F09037		\$1,720.00	12/24/2002	CDA GENERAL FUND LA HABRA PD ORANGE CO DA	\$17.20 \$412.80 \$1,118.00 \$172.00
02F70604X		\$1,729.58	08/23/2002	BUENA PARK PD CDA GENERAL FUND ORANGE CO DA	\$1,124.22 \$17.30 \$415.10 \$172.96
02F7254X		\$1,015.37	12/24/2002	CDA GARDEN GROVE PD GENERAL FUND ORANGE CO DA	\$10.15 \$659.99 \$243.69 \$101.54



State of California
ASSET FORFEITURE REPORT - 2002

Table 3

Admin. Number	Docket Number	Amount Forfeited	Date Disbursed	Recipient	Amount Disbursed
02F82159L		\$5,783.16	10/02/2002		
				CDA A	\$57.83
				GENERAL FUND	\$1,387.96
				ORANGE CO DA	\$578.32
				ORANGE CO SO	\$3,759.05
02J10830A		\$13,217.67	07/15/2002		
				CDA A	\$132.18
				GENERAL FUND	\$3,172.24
				ORANGE CO DA	\$1,321.77
				ORANGE CO SO	\$8,591.48
96F11675		\$3,984.90	04/19/2002		
				CDA A	\$39.85
				GENERAL FUND	\$956.38
				HUNTINGTON BEACH PD	\$2,590.18
				ORANGE CO DA	\$398.49
97F06782		\$1,355.00	04/19/2002		
				CDA A	\$13.55
				GENERAL FUND	\$325.20
				LOS ALAMITOS PD	\$880.75
				ORANGE CO DA	\$135.50
99F10408		\$49,797.32	09/12/2002		
				CDA A	\$497.97
				GENERAL FUND	\$11,951.36
				ORANGE CO DA	\$4,979.73
				WESTMINSTER PD	\$32,368.26
99F10864		\$756.78	08/05/2002		
				CDA A	\$7.57
				FULLERTON PD	\$491.90
				GENERAL FUND	\$181.63
				ORANGE CO DA	\$75.68
Total for Orange County:					\$1,245,414.63



State of California
ASSET FORFEITURE REPORT - 2002

Table 3

Admin. Number	Docket Number	Amount Forfeited	Date Disbursed	Recipient	Amount Disbursed
PLACER					
01F07230		\$1,071.05	03/19/2002		
				CDAA	\$10.71
				GENERAL FUND	\$257.05
				PLACER CO DA	\$107.11
				SANTA ANA PD	\$696.18
FO-01-562		\$10,151.89	04/04/2002		
				15% - 11489	\$989.81
				CDAA	\$101.52
				GENERAL FUND	\$2,436.45
				PLACER CO DA	\$1,015.19
				ROSEVILLE PD	\$5,608.92
FO-02-556		\$220.21	05/09/2002		
				15% - 11489	\$21.47
				CDAA	\$2.20
				GENERAL FUND	\$52.85
				PLACER CO DA	\$22.02
				TF PLACER CO NTF	\$121.67
FO-02-586		\$1,182.64	09/25/2002		
				15% - 11489	\$115.31
				CDAA	\$11.83
				GENERAL FUND	\$283.83
				PLACER CO DA	\$118.26
				TF PLACER CO NTF	\$653.41
FO-02-587		\$593.79	09/25/2002		
				15% - 11489	\$57.89
				CDAA	\$5.94
				GENERAL FUND	\$142.51
				PLACER CO DA	\$59.38
				TF PLACER CO NTF	\$328.07
FO-02-589		\$5,306.82	09/25/2002		
				15% - 11489	\$517.41
				CDAA	\$53.07
				GENERAL FUND	\$1,273.64
				PLACER CO DA	\$530.68
				TF PLACER CO NTF	\$2,932.02
FO-98-455		\$12,330.69	02/05/2002		
				15% - 11489	\$1,202.23
				CDAA	\$123.31
				GENERAL FUND	\$2,959.37
				PLACER CO DA	\$1,233.07



State of California
ASSET FORFEITURE REPORT - 2002

Table 3

Admin. Number	Docket Number	Amount Forfeited	Date Disbursed	Recipient	Amount Disbursed
				ROSEVILLE PD	\$6,812.71
Total for Placer County:					\$30,857.09



State of California
ASSET FORFEITURE REPORT - 2002

Table 3

Admin. Number	Docket Number	Amount Forfeited	Date Disbursed	Recipient	Amount Disbursed
PLUMAS					
00-08010	00-26851(03)	\$1,236.50	07/25/2002		
				CDAA	\$12.37
				GENERAL FUND	\$296.76
				PLUMAS CO DA	\$123.65
				PLUMAS CO SO	\$803.72
00-09854	00-27186	\$1,170.00	07/25/2002		
				CDAA	\$11.70
				GENERAL FUND	\$280.80
				PLUMAS CO DA	\$117.00
				PLUMAS CO SO	\$760.50
00-10374	00-27158	\$330.00	07/25/2002		
				CDAA	\$3.30
				GENERAL FUND	\$79.20
				PLUMAS CO DA	\$33.00
				PLUMAS CO SO	\$214.50
91-07359(01)	91-16491	\$828.00	05/10/2002		
				CDAA	\$8.28
				GENERAL FUND	\$198.72
				PLUMAS CO DA	\$115.83
				PLUMAS CO SO	\$505.17
91-07359(02)	91-16491	\$1,511.62	10/26/2002		
				CDAA	\$15.12
				GENERAL FUND	\$362.79
				PLUMAS CO DA	\$204.07
				PLUMAS CO SO	\$929.64
Total for Plumas County:					\$5,076.12



State of California
ASSET FORFEITURE REPORT - 2002

Table 3

Admin. Number	Docket Number	Amount Forfeited	Date Disbursed	Recipient	Amount Disbursed
RIVERSIDE					
00-0057J		\$805.94	12/01/2002	15% - 11489	\$78.58
				CDAA	\$8.06
				GENERAL FUND	\$193.43
				RIVERSIDE CO DA	\$80.59
				TF WEST COUNTY NTF	\$445.28
00-108J		\$834.62	10/01/2002	15% - 11489	\$81.38
				CDAA	\$8.35
				GENERAL FUND	\$200.30
				RIVERSIDE CO DA	\$83.46
				RIVERSIDE CO SO	\$461.13
00-109J		\$800.97	10/01/2002	15% - 11489	\$78.09
				CDAA	\$8.01
				GENERAL FUND	\$192.23
				RIVERSIDE CO DA	\$80.10
				TF SOUTHWEST CNTF	\$442.54
00-116A		\$312.63	12/01/2002	15% - 11489	\$30.48
				CDAA	\$3.13
				GENERAL FUND	\$75.03
				RIVERSIDE CO DA	\$31.26
				TF CVNTF	\$172.73
00-116AA		\$7,542.44	05/01/2002	15% - 11489	\$735.39
				CDAA	\$75.42
				GENERAL FUND	\$1,810.19
				RIVERSIDE CO DA	\$754.24
				TF CVNTF	\$4,167.20
00-140J	349373	\$857.52	08/01/2002	15% - 11489	\$83.61
				CDAA	\$8.58
				GENERAL FUND	\$205.80
				RIVERSIDE CO DA	\$85.75
				RIVERSIDE CO SO	\$473.78
00-147A		\$1,051.22	01/01/2002	15% - 11489	\$102.49
				CDAA	\$10.51
				GENERAL FUND	\$252.30



State of California
ASSET FORFEITURE REPORT - 2002

Table 3

Admin. Number	Docket Number	Amount Forfeited	Date Disbursed	Recipient	Amount Disbursed
00-149A		\$4,061.02	05/01/2002	RIVERSIDE CO DA	\$105.12
				RIVERSIDE PD	\$580.80
				15% - 11489	\$395.95
				CDAA	\$40.61
				GENERAL FUND	\$974.65
				RIVERSIDE CO DA	\$406.10
00-165A		\$4,698.60	05/01/2002	RIVERSIDE PD	\$2,243.71
				15% - 11489	\$458.12
				CDAA	\$46.99
				GENERAL FUND	\$1,127.67
				RIVERSIDE CO DA	\$469.85
				SAN BERNARDINO CO SO	\$2,595.97
00-166A		\$3,803.83	05/01/2002	15% - 11489	\$370.87
				CDAA	\$38.04
				GENERAL FUND	\$912.92
				RIVERSIDE CO DA	\$380.38
				TF CVNTF	\$2,101.62
				15% - 11489	\$291.82
00-167J		\$2,993.06	03/01/2002	CDAA	\$29.93
				GENERAL FUND	\$718.34
				RIVERSIDE CO DA	\$299.31
				RIVERSIDE CO SO	\$1,653.66
				15% - 11489	\$106.77
				CDAA	\$10.95
00-173A		\$1,095.10	09/01/2002	GENERAL FUND	\$262.83
				RIVERSIDE CO DA	\$109.50
				RIVERSIDE PD	\$605.05
				15% - 11489	\$506.46
				CDAA	\$51.94
				GENERAL FUND	\$1,246.67
00-175A		\$5,194.48	09/01/2002	RIVERSIDE CO DA	\$519.46
				RIVERSIDE PD	\$2,869.95
				15% - 11489	\$90.91
				CDAA	\$9.32
				GENERAL FUND	\$1,246.67
				RIVERSIDE CO DA	\$519.46
00-176J		\$932.45	03/01/2002	15% - 11489	\$90.91
				CDAA	\$9.32
				GENERAL FUND	\$832.22



State of California
ASSET FORFEITURE REPORT - 2002

Table 3

Admin. Number	Docket Number	Amount Forfeited	Date Disbursed	Recipient	Amount Disbursed
				GENERAL FUND	\$223.79
				RIVERSIDE CO DA	\$93.25
				TF WEST COUNTY NTF	\$515.18
00-181AA		\$2,169.03	10/01/2002		
				15% - 11489	\$211.48
				CDAA	\$21.69
				GENERAL FUND	\$520.57
				RIVERSIDE CO DA	\$216.90
				TF CVNTF	\$1,198.39
00-188A		\$1,068.64	04/01/2002		
				15% - 11489	\$104.19
				CDAA	\$10.69
				GENERAL FUND	\$256.48
				RIVERSIDE CO DA	\$106.86
				RIVERSIDE CO SO	\$590.42
00-203A		\$1,036.48	10/01/2002		
				15% - 11489	\$101.06
				CDAA	\$10.36
				GENERAL FUND	\$248.76
				RIVERSIDE CO DA	\$103.65
				RIVERSIDE CO SO	\$572.65
00-217J		\$1,033.11	06/01/2002		
				15% - 11489	\$100.73
				CDAA	\$10.33
				GENERAL FUND	\$247.95
				RIVERSIDE CO DA	\$103.30
				RIVERSIDE PD	\$570.80
00-223A		\$878.51	11/01/2002		
				15% - 11489	\$85.65
				CDAA	\$8.79
				GENERAL FUND	\$210.84
				RIVERSIDE CO DA	\$87.85
				TF SOUTHWEST CNTF	\$485.38
00-223J		\$564.86	02/01/2002		
				15% - 11489	\$55.07
				CDAA	\$5.65
				GENERAL FUND	\$135.57
				RIVERSIDE CO DA	\$56.49
				TF SOUTHWEST CNTF	\$312.08
00-227A		\$2,739.04	02/01/2002		
				15% - 11489	\$267.06



State of California
ASSET FORFEITURE REPORT - 2002

Table 3

Admin. Number	Docket Number	Amount Forfeited	Date Disbursed	Recipient	Amount Disbursed
				CDAA	\$27.39
				GENERAL FUND	\$657.37
				RIVERSIDE CO DA	\$273.90
				RIVERSIDE CO SO	\$1,513.32
00-46A		\$1,279.59	01/01/2002		
				15% - 11489	\$124.76
				CDAA	\$12.80
				GENERAL FUND	\$307.10
				RIVERSIDE CO DA	\$127.96
				RIVERSIDE PD	\$706.97
01-004A		\$5,301.49	09/01/2002		
				15% - 11489	\$516.89
				CDAA	\$53.01
				GENERAL FUND	\$1,272.36
				RIVERSIDE CO DA	\$530.15
				RIVERSIDE PD	\$2,929.08
01-005A		\$1,213.11	09/01/2002		
				15% - 11489	\$118.28
				CDAA	\$12.13
				GENERAL FUND	\$291.15
				RIVERSIDE CO DA	\$121.31
				RIVERSIDE PD	\$670.24
01-006A		\$5,497.20	03/01/2002		
				15% - 11489	\$535.98
				CDAA	\$54.97
				GENERAL FUND	\$1,319.33
				RIVERSIDE CO DA	\$549.72
				TF SOUTHWEST CNTF	\$3,037.20
01-009A		\$2,317.50	10/01/2002		
				15% - 11489	\$225.96
				CDAA	\$23.18
				GENERAL FUND	\$556.20
				RIVERSIDE CO DA	\$231.75
				RIVERSIDE CO SO	\$1,280.41
01-011A		\$19,192.33	12/01/2002		
				15% - 11489	\$1,871.25
				CDAA	\$191.93
				GENERAL FUND	\$4,606.16
				RIVERSIDE CO DA	\$1,919.23
				TF WEST COUNTY NTF	\$10,603.76



State of California
ASSET FORFEITURE REPORT - 2002

Table 3

Admin. Number	Docket Number	Amount Forfeited	Date Disbursed	Recipient	Amount Disbursed
01-012A		\$305.65	01/01/2002	15% - 11489	\$29.80
				CDAA	\$3.06
				GENERAL FUND	\$73.35
				RIVERSIDE CO DA	\$30.57
				RIVERSIDE PD	\$168.87
01-012J		\$12.00	09/01/2002	CDAA	\$0.00
				GENERAL FUND	\$0.00
				RIVERSIDE CO DA	\$12.00
01-014A		\$988.28	06/01/2002	15% - 11489	\$96.36
				BLYTHE PD	\$546.02
				CDAA	\$9.88
				GENERAL FUND	\$237.19
				RIVERSIDE CO DA	\$98.83
01-014J		\$27,019.89	06/01/2002	15% - 11489	\$2,634.44
				BLYTHE PD	\$14,928.49
				CDAA	\$270.20
				GENERAL FUND	\$6,484.77
				RIVERSIDE CO DA	\$2,701.99
01-019A		\$1,052.10	09/01/2002	15% - 11489	\$102.58
				CDAA	\$10.52
				GENERAL FUND	\$252.50
				RIVERSIDE CO DA	\$105.21
				RIVERSIDE PD	\$581.29
01-024A		\$4,239.07	12/01/2002	15% - 11489	\$413.30
				CDAA	\$42.39
				GENERAL FUND	\$1,017.38
				RIVERSIDE CO DA	\$423.91
				TF CVNTF	\$2,342.09
01-026J		\$1,087.24	01/01/2002	15% - 11489	\$106.01
				CDAA	\$10.87
				GENERAL FUND	\$260.94
				HEMET PD	\$600.70
				RIVERSIDE CO DA	\$108.72



State of California
ASSET FORFEITURE REPORT - 2002

Table 3

Admin. Number	Docket Number	Amount Forfeited	Date Disbursed	Recipient	Amount Disbursed
01-028A		\$1,052.10	09/01/2002	15% - 11489	\$102.58
				CDAA	\$10.52
				GENERAL FUND	\$252.50
				RIVERSIDE CO DA	\$105.21
				RIVERSIDE PD	\$581.29
01-031J		\$1,908.22	04/01/2002	15% - 11489	\$186.05
				CDAA	\$19.08
				GENERAL FUND	\$457.97
				RIVERSIDE CO DA	\$190.82
				TF CVNTF	\$1,054.30
01-035J		\$485.42	01/01/2002	15% - 11489	\$47.33
				CDAA	\$4.85
				GENERAL FUND	\$116.51
				RIVERSIDE CO DA	\$48.54
				TF CVNTF	\$268.19
01-036A		\$2,589.72	02/01/2002	15% - 11489	\$252.50
				CDAA	\$25.90
				GENERAL FUND	\$621.53
				RIVERSIDE CO DA	\$258.97
				TF WEST COUNTY NTF	\$1,430.82
01-037J	RIC359077	\$5,571.81	02/01/2002	15% - 11489	\$273.97
				CDAA	\$56.20
				CORONA PD	\$1,552.47
				GENERAL FUND	\$1,348.75
				RIVERSIDE CO DA	\$513.98
				SAN BERNARDINO CO SO	\$1,826.44
01-040A		\$2,221.26	09/01/2002	15% - 11489	\$216.57
				CDAA	\$22.21
				GENERAL FUND	\$533.10
				INDIO PD	\$1,227.25
				RIVERSIDE CO DA	\$222.13
01-041		\$1,330.00	04/01/2002	15% - 11489	\$129.68
				CDAA	\$13.30
				GENERAL FUND	\$319.19



State of California
ASSET FORFEITURE REPORT - 2002

Table 3

Admin. Number	Docket Number	Amount Forfeited	Date Disbursed	Recipient	Amount Disbursed
01-042A		\$1,346.88	02/01/2002	INDIO PD	\$734.83
				RIVERSIDE CO DA	\$133.00
				15% - 11489	\$131.32
				CDAA	\$13.47
				GENERAL FUND	\$323.25
01-043J		\$29,714.69	06/01/2002	RIVERSIDE CO DA	\$134.69
				RIVERSIDE CO SO	\$744.15
				15% - 11489	\$2,897.18
				CDAA	\$297.15
				GENERAL FUND	\$7,131.52
01-050A		\$2,038.43	03/01/2002	RIVERBANK PD	\$16,417.37
				RIVERSIDE CO DA	\$2,971.47
				15% - 11489	\$198.75
				CDAA	\$20.38
				GENERAL FUND	\$489.23
01-052A		\$2,298.86	03/01/2002	RIVERSIDE CO DA	\$203.84
				RIVERSIDE CO SO	\$1,126.23
				15% - 11489	\$224.14
				CDAA	\$22.99
				GENERAL FUND	\$551.72
01-055A		\$17,544.35	02/01/2002	RIVERSIDE CO DA	\$229.89
				TF SOUTHWEST CNTF	\$1,270.12
				15% - 11489	\$1,710.57
				CDAA	\$175.44
				GENERAL FUND	\$4,210.65
01-056A		\$1,115.61	03/01/2002	RIVERSIDE CO DA	\$1,754.43
				RIVERSIDE CO SO	\$9,693.26
				15% - 11489	\$108.77
				CDAA	\$11.16
				GENERAL FUND	\$267.74
01-059A		\$189.33	02/01/2002	RIVERSIDE CO DA	\$111.56
				TF SOUTHWEST CNTF	\$616.38
				15% - 11489	\$18.46
				CDAA	\$1.89



State of California
ASSET FORFEITURE REPORT - 2002

Table 3

Admin. Number	Docket Number	Amount Forfeited	Date Disbursed	Recipient	Amount Disbursed
				GENERAL FUND	\$45.44
				HEMET PD	\$104.61
				RIVERSIDE CO DA	\$18.93
01-064J		\$590.26	08/01/2002	15% - 11489	\$57.55
				CDAA	\$5.90
				GENERAL FUND	\$141.66
				RIVERSIDE CO DA	\$59.03
				TF SOUTHWEST CNTF	\$326.12
01-066A		\$2,466.92	03/01/2002	15% - 11489	\$240.52
				CDAA	\$24.67
				GENERAL FUND	\$592.07
				RIVERSIDE CO DA	\$246.69
				TF SOUTHWEST CNTF	\$1,362.97
01-068J		\$590.80	11/01/2002	15% - 11489	\$57.60
				CDAA	\$5.91
				GENERAL FUND	\$141.79
				RIVERSIDE CO DA	\$59.08
				RIVERSIDE CO SO	\$326.42
01-070J		\$53,094.85	04/01/2002	15% - 11489	\$5,177.72
				CDAA	\$531.05
				GENERAL FUND	\$12,745.17
				RIVERSIDE CO DA	\$5,300.48
				TF ORANGE CO RNSP	\$29,340.43
01-070JB		\$31,533.39	05/01/2002	15% - 11489	\$3,074.51
				CDAA	\$315.33
				GENERAL FUND	\$7,568.01
				RIVERSIDE CO DA	\$3,153.34
				TF ORANGE CO RNSP	\$17,422.20
01-074A		\$1,412.86	03/01/2002	15% - 11489	\$137.75
				CDAA	\$14.13
				GENERAL FUND	\$339.08
				RIVERSIDE CO DA	\$141.29
				TF SOUTHWEST CNTF	\$780.61
01-075J		\$908.20	09/01/2002	15% - 11489	\$88.55



State of California
ASSET FORFEITURE REPORT - 2002

Table 3

Admin. Number	Docket Number	Amount Forfeited	Date Disbursed	Recipient	Amount Disbursed
				CDAA	\$9.08
				CORONA PD	\$501.78
				GENERAL FUND	\$217.97
				RIVERSIDE CO DA	\$90.82
01-076A		\$1,952.18	06/01/2002		
				15% - 11489	\$190.34
				CDAA	\$19.52
				GENERAL FUND	\$468.52
				RIVERSIDE CO DA	\$195.22
				RIVERSIDE PD	\$1,078.58
01-077J		\$844.95	09/01/2002		
				15% - 11489	\$82.38
				CDAA	\$8.45
				GENERAL FUND	\$202.79
				RIVERSIDE CO DA	\$84.50
				TF CVNTF	\$466.83
01-078J		\$146.16	05/01/2002		
				15% - 11489	\$14.25
				CDAA	\$1.46
				GENERAL FUND	\$35.08
				RIVERSIDE CO DA	\$14.62
				TF SOUTHWEST CNTF	\$80.75
01-079		\$1,173.31	03/01/2002		
				15% - 11489	\$114.40
				CDAA	\$11.73
				GENERAL FUND	\$281.60
				RIVERSIDE CO DA	\$117.33
				TF SOUTHWEST CNTF	\$648.25
01-080A		\$1,127.76	03/01/2002		
				15% - 11489	\$109.96
				CDAA	\$11.28
				GENERAL FUND	\$270.65
				RIVERSIDE CO DA	\$112.78
				TF SOUTHWEST CNTF	\$623.09
01-083A		\$12,871.28	08/01/2002		
				15% - 11489	\$1,235.45
				CDAA	\$126.71
				GENERAL FUND	\$3,041.11
				RIVERSIDE CO DA	\$1,467.13
				RIVERSIDE CO SO	\$7,000.88



State of California
ASSET FORFEITURE REPORT - 2002

Table 3

Admin. Number	Docket Number	Amount Forfeited	Date Disbursed	Recipient	Amount Disbursed
01-084A		\$3,982.13	04/01/2002	15% - 11489	\$388.26
				CDAA	\$39.82
				GENERAL FUND	\$955.72
				RIVERSIDE CO DA	\$398.21
				RIVERSIDE CO SO	\$2,200.12
01-085A		\$1,572.08	01/01/2002	15% - 11489	\$153.28
				CDAA	\$15.72
				GENERAL FUND	\$377.30
				RIVERSIDE CO DA	\$157.21
				TF ARCNET	\$868.57
01-086A		\$3,126.96	01/01/2002	15% - 11489	\$304.88
				CDAA	\$31.27
				GENERAL FUND	\$750.47
				RIVERSIDE CO DA	\$312.70
				TF ARCNET	\$1,727.64
01-090A		\$2,378.87	03/01/2002	15% - 11489	\$231.94
				CDAA	\$23.79
				CORONA PD	\$1,314.33
				GENERAL FUND	\$570.92
				RIVERSIDE CO DA	\$237.89
01-091A		\$3,333.29	03/01/2002	15% - 11489	\$325.00
				CDAA	\$33.33
				CORONA PD	\$1,841.64
				GENERAL FUND	\$799.99
				RIVERSIDE CO DA	\$333.33
01-093A		\$1,788.35	04/01/2002	15% - 11489	\$174.36
				CDAA	\$17.88
				GENERAL FUND	\$429.20
				RIVERSIDE CO DA	\$178.84
				TF SOUTHWEST CNTF	\$988.07
01-096A		\$2,076.46	02/01/2002	15% - 11489	\$202.46
				CDAA	\$20.76
				GENERAL FUND	\$498.35
				RIVERSIDE CO DA	\$207.65



State of California
ASSET FORFEITURE REPORT - 2002

Table 3

Admin. Number	Docket Number	Amount Forfeited	Date Disbursed	Recipient	Amount Disbursed
01-097J		\$307.06	10/01/2002	TF ARCNET	\$1,147.24
				15% - 11489	\$29.94
				CDAA	\$3.07
				GENERAL FUND	\$73.69
				RIVERSIDE CO DA	\$30.71
				TF ARCNET	\$169.65
01-098A		\$5,155.77	04/01/2002	15% - 11489	\$502.69
				CDAA	\$51.56
				GENERAL FUND	\$1,237.38
				RIVERSIDE CO DA	\$515.58
				TF SOUTHWEST CNTF	\$2,848.56
01-099J		\$41,340.88	10/02/2002	15% - 11489	\$4,030.74
				CDAA	\$413.41
				GENERAL FUND	\$9,921.81
				RIVERSIDE CO DA	\$4,134.09
				TF SOUTHWEST CNTF	\$22,840.83
01-100A		\$3,695.84	04/01/2002	15% - 11489	\$360.34
				CDAA	\$36.96
				GENERAL FUND	\$887.01
				RIVERSIDE CO DA	\$369.58
				TF SOUTHWEST CNTF	\$2,041.95
01-101J		\$75,229.40	10/01/2002	15% - 11489	\$7,334.87
				CDAA	\$752.29
				GENERAL FUND	\$18,055.05
				RIVERSIDE CO DA	\$7,522.94
				TF SOUTHWEST CNTF	\$41,564.25
01-103J		\$19,739.93	09/02/2002	15% - 11489	\$1,924.64
				CDAA	\$197.40
				GENERAL FUND	\$4,737.58
				RIVERSIDE CO DA	\$1,974.00
				RIVERSIDE CO SO	\$10,906.31
01-104A		\$4,323.80	10/02/2002	15% - 11489	\$421.57
				CDAA	\$43.24
				GENERAL FUND	\$1,037.71



State of California
ASSET FORFEITURE REPORT - 2002

Table 3

Admin. Number	Docket Number	Amount Forfeited	Date Disbursed	Recipient	Amount Disbursed
				RIVERSIDE CO DA	\$432.38
				RIVERSIDE CO SO	\$2,388.90
01-107		\$37,887.42	06/01/2002	15% - 11489	\$3,694.02
				CDAA	\$378.88
				GENERAL FUND	\$9,092.98
				RIVERSIDE CO DA	\$3,788.74
				SAN BERNARDINO PD	\$20,932.80
01-108A		\$9,952.90	06/01/2002	15% - 11489	\$970.40
				CDAA	\$99.53
				GENERAL FUND	\$2,388.70
				RIVERSIDE CO DA	\$995.29
				RIVERSIDE PD	\$5,498.98
01-109A		\$5,292.46	12/01/2002	15% - 11489	\$490.22
				CDAA	\$52.92
				GENERAL FUND	\$1,270.19
				ORANGE CO SO	\$2,777.88
				RIVERSIDE CO DA	\$529.25
				RIVERSIDE CO SO	\$172.00
01097J		\$307.06	10/02/2002	15% - 11489	\$29.94
				CDAA	\$3.07
				GENERAL FUND	\$73.69
				RIVERSIDE CO DA	\$30.71
				TF ARCNET	\$169.65
01110J		\$1,610.12	12/01/2002	15% - 11489	\$156.99
				CDAA	\$16.10
				GENERAL FUND	\$386.43
				RIVERSIDE CO DA	\$161.01
				TF WEST COUNTY NTF	\$889.59
01113J		\$370.46	05/01/2002	15% - 11489	\$36.12
				CDAA	\$3.70
				GENERAL FUND	\$88.91
				RIVERSIDE CO DA	\$37.05
				RIVERSIDE CO SO	\$204.68
02-002A		\$2,241.39	04/01/2002	15% - 11489	\$218.54



State of California
ASSET FORFEITURE REPORT - 2002

Table 3

Admin. Number	Docket Number	Amount Forfeited	Date Disbursed	Recipient	Amount Disbursed
				CDAA	\$22.41
				GENERAL FUND	\$537.93
				RIVERSIDE CO DA	\$224.14
				RIVERSIDE CO SO	\$1,238.37
02-004A		\$3,046.48	12/01/2002		
				15% - 11489	\$297.03
				CDAA	\$30.46
				GENERAL FUND	\$731.16
				RIVERSIDE CO DA	\$304.65
				TF WEST COUNTY NTF	\$1,683.18
02-006A		\$1,856.67	05/01/2002		
				15% - 11489	\$181.03
				CDAA	\$18.57
				GENERAL FUND	\$445.60
				RIVERSIDE CO DA	\$185.67
				TF ARCNET	\$1,025.80
02-007A		\$1,263.72	08/01/2002		
				15% - 11489	\$123.21
				CDAA	\$12.65
				GENERAL FUND	\$303.29
				RIVERSIDE CO DA	\$126.37
				TF SOUTHWEST CNTF	\$698.20
02-008A		\$1,530.77	08/01/2002		
				15% - 11489	\$149.25
				CDAA	\$15.30
				GENERAL FUND	\$367.39
				RIVERSIDE CO DA	\$153.08
				TF SOUTHWEST CNTF	\$845.75
02-009A		\$1,754.71	10/01/2002		
				15% - 11489	\$171.08
				CDAA	\$17.55
				GENERAL FUND	\$421.13
				RIVERSIDE CO DA	\$175.47
				RIVERSIDE CO SO	\$969.48
02-010A		\$1,620.95	09/01/2002		
				15% - 11489	\$158.03
				CDAA	\$16.21
				GENERAL FUND	\$389.03
				RIVERSIDE CO DA	\$162.10
				RIVERSIDE CO SO	\$895.58



State of California
ASSET FORFEITURE REPORT - 2002

Table 3

Admin. Number	Docket Number	Amount Forfeited	Date Disbursed	Recipient	Amount Disbursed
02-013A		\$11,511.11	12/01/2002	15% - 11489	\$819.30
				CDAA	\$115.11
				GENERAL FUND	\$2,762.67
				RIVERSIDE CO DA	\$1,151.11
				TF CVNTF	\$4,642.72
				TF PALM SPRINGS NTF	\$2,020.20
02-015J		\$1,585.75	10/01/2002	15% - 11489	\$154.60
				CDAA	\$15.86
				GENERAL FUND	\$380.58
				RIVERSIDE CO DA	\$158.58
				TF PALO VERDE VALLEY	\$876.13
02-016A		\$818.12	11/01/2002	15% - 11489	\$79.77
				CDAA	\$8.18
				GENERAL FUND	\$196.35
				RIVERSIDE CO DA	\$81.81
				TF SOUTHWEST CNTF	\$452.01
02-017A		\$1,141.11	09/01/2002	15% - 11489	\$111.26
				CDAA	\$11.41
				GENERAL FUND	\$273.87
				RIVERSIDE CO DA	\$114.11
				RIVERSIDE PD	\$630.46
02-020J		\$1,132.54	12/02/2002	15% - 11489	\$110.42
				CDAA	\$11.33
				GENERAL FUND	\$271.81
				HEMET PD	\$625.73
				RIVERSIDE CO DA	\$113.25
02-023A		\$10,934.21	08/01/2002	15% - 11489	\$1,066.09
				CDAA	\$109.34
				GENERAL FUND	\$2,624.21
				RIVERSIDE CO DA	\$1,093.42
				RIVERSIDE CO SO	\$6,041.15
02-024A		\$1,450.58	09/01/2002	15% - 11489	\$141.43
				CDAA	\$14.51
				GENERAL FUND	\$348.14



State of California
ASSET FORFEITURE REPORT - 2002

Table 3

Admin. Number	Docket Number	Amount Forfeited	Date Disbursed	Recipient	Amount Disbursed
02-025A		\$2,957.61	05/01/2002	RIVERSIDE CO DA	\$145.06
				TF ARCNET	\$801.44
				15% - 11489	\$288.37
				CDAA	\$29.58
				GENERAL FUND	\$709.83
02-026J		\$514.53	09/01/2002	RIVERSIDE CO DA	\$295.75
				TF ARCNET	\$1,634.08
				15% - 11489	\$50.16
				CDAA	\$5.15
				GENERAL FUND	\$123.49
02-027A		\$558.41	09/01/2002	RIVERSIDE CO DA	\$51.45
				TF ARCNET	\$284.28
				15% - 11489	\$54.44
				CDAA	\$5.58
				GENERAL FUND	\$134.02
02-029A		\$1,235.75	10/01/2002	INDIO PD	\$308.53
				RIVERSIDE CO DA	\$55.84
				15% - 11489	\$120.49
				CDAA	\$12.36
				GENERAL FUND	\$296.58
02-035A		\$3,365.04	09/01/2002	RIVERSIDE CO DA	\$123.57
				TF CVNTF	\$682.75
				15% - 11489	\$328.10
				CDAA	\$33.65
				GENERAL FUND	\$807.61
02-036A		\$15,453.39	06/01/2002	HEMET PD	\$1,859.18
				RIVERSIDE CO DA	\$336.50
				15% - 11489	\$1,506.71
				CDAA	\$154.53
				GENERAL FUND	\$3,708.81
02-037A		\$5,952.54	06/01/2002	RIVERSIDE CO DA	\$1,545.34
				RIVERSIDE PD	\$8,538.00
				15% - 11489	\$580.37
				CDAA	\$59.53



State of California
ASSET FORFEITURE REPORT - 2002

Table 3

Admin. Number	Docket Number	Amount Forfeited	Date Disbursed	Recipient	Amount Disbursed
				GENERAL FUND	\$1,428.61
				RIVERSIDE CO DA	\$595.25
				RIVERSIDE PD	\$3,288.78
02-038A		\$19,723.77	06/01/2002	15% - 11489	\$1,923.07
				CDAA	\$197.24
				GENERAL FUND	\$4,733.71
				RIVERSIDE CO DA	\$1,972.38
				RIVERSIDE PD	\$10,897.37
02-039A		\$20,483.84	06/01/2002	15% - 11489	\$1,997.17
				CDAA	\$204.84
				GENERAL FUND	\$4,916.12
				RIVERSIDE CO DA	\$2,048.38
				RIVERSIDE PD	\$11,317.33
02-040A		\$12,463.12	06/01/2002	15% - 11489	\$1,215.15
				CDAA	\$124.63
				GENERAL FUND	\$2,991.15
				RIVERSIDE CO DA	\$1,246.31
				RIVERSIDE PD	\$6,885.88
02-042J		\$9,056.07	09/01/2002	15% - 11489	\$882.97
				CDAA	\$90.56
				GENERAL FUND	\$2,173.46
				RIVERSIDE CO DA	\$905.60
				SAN BERNARDINO CO SO	\$5,003.48
02-043A		\$1,137.11	09/01/2002	15% - 11489	\$110.87
				CDAA	\$11.37
				GENERAL FUND	\$272.91
				RIVERSIDE CO DA	\$113.71
				RIVERSIDE PD	\$628.25
02-045A		\$14,939.56	12/01/2002	15% - 11489	\$1,456.60
				CDAA	\$149.40
				GENERAL FUND	\$3,585.49
				RIVERSIDE CO DA	\$1,493.96
				TF WEST COUNTY NTF	\$8,254.11
02-046J		\$101,437.98	12/01/2002	15% - 11489	\$4,945.10



State of California
ASSET FORFEITURE REPORT - 2002

Table 3

Admin. Number	Docket Number	Amount Forfeited	Date Disbursed	Recipient	Amount Disbursed
				CDAA	\$1,014.38
				CHP-INLAND DIV	\$16,483.67
				GENERAL FUND	\$24,345.11
				RIVERSIDE CO DA	\$10,143.80
				RIVERSIDE PD	\$16,483.67
				TF WEST COUNTY NTF	\$28,022.25
02-050A		\$1,332.21	11/01/2002		
				15% - 11489	\$129.89
				CDAA	\$13.32
				GENERAL FUND	\$319.73
				RIVERSIDE CO DA	\$133.22
				RIVERSIDE CO SO	\$736.05
02-053A		\$7,307.72	11/01/2002		
				15% - 11489	\$712.50
				CDAA	\$73.08
				GENERAL FUND	\$1,753.85
				RIVERSIDE CO DA	\$730.77
				RIVERSIDE CO SO	\$4,037.52
02-055A		\$1,338.10	09/01/2002		
				15% - 11489	\$130.47
				CDAA	\$13.38
				GENERAL FUND	\$321.14
				RIVERSIDE CO DA	\$133.81
				RIVERSIDE CO SO	\$739.30
02-057A		\$1,175.35	09/01/2002		
				15% - 11489	\$114.60
				CDAA	\$11.75
				GENERAL FUND	\$282.09
				RIVERSIDE CO DA	\$117.54
				TF PALM SPRINGS NTF	\$649.37
02-058J		\$28,177.64	12/01/2002		
				15% - 11489	\$2,060.49
				CDAA	\$281.78
				CHP-INLAND DIV	\$4,578.87
				GENERAL FUND	\$6,762.63
				RIVERSIDE CO DA	\$2,817.76
				TF WEST COUNTY NTF	\$11,676.11
02-060A		\$1,452.89	10/01/2002		
				15% - 11489	\$141.66
				CDAA	\$14.53
				GENERAL FUND	\$348.69



State of California
ASSET FORFEITURE REPORT - 2002

Table 3

Admin. Number	Docket Number	Amount Forfeited	Date Disbursed	Recipient	Amount Disbursed
02-062A		\$11,863.09	09/01/2002	RIVERSIDE CO DA	\$145.29
				RIVERSIDE PD	\$802.72
				15% - 11489	\$1,156.65
				CDAA	\$118.63
				GENERAL FUND	\$2,847.14
02-064A		\$5,932.55	09/01/2002	RIVERSIDE CO DA	\$1,186.31
				RIVERSIDE PD	\$6,554.36
				15% - 11489	\$578.42
				CDAA	\$59.33
				GENERAL FUND	\$1,423.81
02-065A		\$952.09	09/01/2002	RIVERSIDE CO DA	\$593.25
				RIVERSIDE PD	\$3,277.74
				15% - 11489	\$92.83
				CDAA	\$9.52
				GENERAL FUND	\$228.50
02-066A		\$1,584.36	09/01/2002	RIVERSIDE CO DA	\$95.21
				RIVERSIDE PD	\$526.03
				15% - 11489	\$154.47
				CDAA	\$15.84
				GENERAL FUND	\$380.25
02-067A		\$1,989.09	09/01/2002	RIVERSIDE CO DA	\$158.44
				SAN BERNARDINO CO SO	\$875.36
				15% - 11489	\$193.94
				CDAA	\$19.89
				GENERAL FUND	\$477.38
02-068A		\$910.04	09/01/2002	RIVERSIDE CO DA	\$198.91
				TF PALM SPRINGS NTF	\$1,098.97
				15% - 11489	\$88.73
				CDAA	\$9.10
				GENERAL FUND	\$218.41
02-069A		\$2,083.26	10/01/2002	RIVERSIDE CO DA	\$91.00
				TF PALM SPRINGS NTF	\$502.80
				15% - 11489	\$203.12
				CDAA	\$20.83



State of California
ASSET FORFEITURE REPORT - 2002

Table 3

Admin. Number	Docket Number	Amount Forfeited	Date Disbursed	Recipient	Amount Disbursed
				GENERAL FUND	\$499.98
				RIVERSIDE CO DA	\$208.33
				RIVERSIDE PD	\$1,151.00
02-075A		\$1,114.42	10/01/2002		
				15% - 11489	\$108.66
				CDAA	\$11.14
				GENERAL FUND	\$267.46
				RIVERSIDE CO DA	\$111.45
				TF CVNTF	\$615.71
02-076J		\$777.81	12/01/2002		
				15% - 11489	\$75.84
				CDAA	\$7.78
				GENERAL FUND	\$186.67
				RIVERSIDE CO DA	\$77.78
				RIVERSIDE CO SO	\$429.74
02-077A		\$3,073.51	09/01/2002		
				15% - 11489	\$299.66
				CDAA	\$30.74
				GENERAL FUND	\$737.64
				RIVERSIDE CO DA	\$307.35
				TF ARCNET	\$1,698.12
02-078A		\$1,420.54	09/01/2002		
				15% - 11489	\$138.50
				CDAA	\$14.21
				GENERAL FUND	\$340.93
				RIVERSIDE CO DA	\$142.05
				TF ARCNET	\$784.85
02-079A		\$1,462.58	09/01/2002		
				15% - 11489	\$142.60
				CDAA	\$14.63
				GENERAL FUND	\$351.02
				RIVERSIDE CO DA	\$146.25
				RIVERSIDE CO SO	\$808.08
02-080A		\$1,052.24	09/01/2002		
				15% - 11489	\$102.59
				CDAA	\$10.52
				GENERAL FUND	\$252.54
				RIVERSIDE CO DA	\$105.22
				RIVERSIDE CO SO	\$581.37
02-082A		\$2,309.14	10/01/2002		
				15% - 11489	\$225.14



State of California
ASSET FORFEITURE REPORT - 2002

Table 3

Admin. Number	Docket Number	Amount Forfeited	Date Disbursed	Recipient	Amount Disbursed
				CDAA	\$23.09
				GENERAL FUND	\$554.19
				RIVERSIDE CO DA	\$230.92
02-084A		\$3,376.16	09/01/2002	TF CVNTF	\$1,275.80
				15% - 11489	\$328.20
				CDAA	\$33.66
				GENERAL FUND	\$807.88
				RIVERSIDE CO DA	\$346.62
02-086A		\$4,570.46	11/01/2002	TF PALM SPRINGS NTF	\$1,859.80
				15% - 11489	\$445.62
				CDAA	\$45.70
				GENERAL FUND	\$1,096.91
				RIVERSIDE CO DA	\$457.05
02-088A		\$98.19	11/01/2002	TF SOUTHWEST CNTF	\$2,525.18
				15% - 11489	\$9.57
				CDAA	\$0.98
				GENERAL FUND	\$23.57
				RIVERSIDE CO DA	\$9.82
02-089A		\$2,098.45	11/02/2002	TF SOUTHWEST CNTF	\$54.25
				15% - 11489	\$204.60
				CDAA	\$20.97
				GENERAL FUND	\$503.63
				RIVERSIDE CO DA	\$209.85
02-090A		\$1,568.40	11/01/2002	TF SOUTHWEST CNTF	\$1,159.40
				15% - 11489	\$152.92
				CDAA	\$15.68
				GENERAL FUND	\$376.42
				RIVERSIDE CO DA	\$156.84
02-092A		\$4,952.46	09/01/2002	TF SOUTHWEST CNTF	\$866.54
				15% - 11489	\$482.86
				CDAA	\$49.52
				GENERAL FUND	\$1,188.59
				RIVERSIDE CO DA	\$495.25
				RIVERSIDE PD	\$2,736.24



State of California
ASSET FORFEITURE REPORT - 2002

Table 3

Admin. Number	Docket Number	Amount Forfeited	Date Disbursed	Recipient	Amount Disbursed
02-095A		\$19,973.85	10/01/2002	15% - 11489	\$1,947.45
				CDAA	\$199.74
				GENERAL FUND	\$4,793.72
				RIVERSIDE CO DA	\$1,997.39
				RIVERSIDE PD	\$11,035.55
02-096A		\$13,970.30	10/01/2002	15% - 11489	\$1,362.10
				CDAA	\$139.70
				GENERAL FUND	\$3,352.87
				RIVERSIDE CO DA	\$1,397.03
				RIVERSIDE PD	\$7,718.60
02-097A		\$9,852.90	09/01/2002	15% - 11489	\$960.66
				CDAA	\$98.53
				GENERAL FUND	\$2,364.70
				RIVERSIDE CO DA	\$985.29
				RIVERSIDE PD	\$5,443.72
02-098A		\$4,952.46	09/01/2002	15% - 11489	\$482.86
				CDAA	\$49.52
				GENERAL FUND	\$1,188.59
				RIVERSIDE CO DA	\$495.25
				RIVERSIDE PD	\$2,736.24
02-099A		\$21,934.00	09/01/2002	15% - 11489	\$2,138.57
				CDAA	\$219.34
				GENERAL FUND	\$5,264.16
				RIVERSIDE CO DA	\$2,193.40
				RIVERSIDE PD	\$12,118.53
02-100A		\$21,553.97	09/02/2002	15% - 11489	\$2,101.51
				CDAA	\$215.54
				GENERAL FUND	\$5,172.95
				RIVERSIDE CO DA	\$2,155.40
				RIVERSIDE PD	\$11,908.57
02-101A		\$9,952.91	09/01/2002	15% - 11489	\$970.41
				CDAA	\$99.53
				GENERAL FUND	\$2,388.70
				RIVERSIDE CO DA	\$995.29



State of California
ASSET FORFEITURE REPORT - 2002

Table 3

Admin. Number	Docket Number	Amount Forfeited	Date Disbursed	Recipient	Amount Disbursed
02-102A		\$2,944.70	10/01/2002	RIVERSIDE PD	\$5,498.98
				15% - 11489	\$287.10
				CDAA	\$29.45
				GENERAL FUND	\$706.73
				RIVERSIDE CO DA	\$294.47
				TF CVNTF	\$1,626.95
02-104A		\$1,130.02	11/01/2002	15% - 11489	\$110.18
				CDAA	\$11.30
				GENERAL FUND	\$271.20
				RIVERSIDE CO DA	\$113.00
				TF SOUTHWEST CNTF	\$624.34
				02-105A	
CDAA	\$11.22				
GENERAL FUND	\$269.04				
RIVERSIDE CO DA	\$112.10				
TF SOUTHWEST CNTF	\$619.36				
02-106A		\$856.45	11/01/2002		
				CDAA	\$8.56
				GENERAL FUND	\$205.55
				RIVERSIDE CO DA	\$85.64
				TF SOUTHWEST CNTF	\$473.20
				02-107A	
CDAA	\$15.83				
GENERAL FUND	\$379.83				
RIVERSIDE CO DA	\$158.26				
TF WEST COUNTY NTF	\$874.40				
02-108A		\$4,852.45	09/01/2002		
				CDAA	\$48.52
				GENERAL FUND	\$1,164.59
				RIVERSIDE CO DA	\$485.24
				RIVERSIDE PD	\$2,680.99
				02-109A	
CDAA	\$159.53				
GENERAL FUND	\$3,828.83				



State of California
ASSET FORFEITURE REPORT - 2002

Table 3

Admin. Number	Docket Number	Amount Forfeited	Date Disbursed	Recipient	Amount Disbursed
02-111A		\$1,359.38	11/02/2002	RIVERSIDE CO DA	\$1,595.35
				RIVERSIDE PD	\$8,814.29
				15% - 11489	\$132.54
				CDAA	\$13.59
				GENERAL FUND	\$326.25
				RIVERSIDE CO DA	\$135.94
02-116A		\$766.90	11/01/2002	TF CVNTF	\$751.06
				15% - 11489	\$74.77
				CDAA	\$7.67
				GENERAL FUND	\$184.06
				RIVERSIDE CO DA	\$76.69
				TF SOUTHWEST CNTF	\$423.71
02-117A		\$1,365.36	12/01/2002	15% - 11489	\$133.12
				CDAA	\$13.65
				GENERAL FUND	\$327.69
				HEMET PD	\$754.36
				RIVERSIDE CO DA	\$136.54
				TF CVNTF	\$645.52
02-119A		\$1,168.37	12/01/2002	15% - 11489	\$113.92
				CDAA	\$11.68
				GENERAL FUND	\$280.41
				RIVERSIDE CO DA	\$116.84
				TF CVNTF	\$645.52
				15% - 11489	\$915.04
02-126		\$9,384.93	12/01/2002	CDAA	\$93.85
				GENERAL FUND	\$2,252.38
				RIVERSIDE CO DA	\$938.49
				RIVERSIDE CO SO	\$5,185.17
				15% - 11489	\$1,078.08
				CDAA	\$110.57
02-127A		\$11,057.18	12/01/2002	GENERAL FUND	\$2,653.72
				RIVERSIDE CO DA	\$1,105.72
				RIVERSIDE CO SO	\$6,109.09
				15% - 11489	\$217.13
				CDAA	\$22.27
				GENERAL FUND	\$2,653.72
02-141A		\$2,236.95	12/01/2002	15% - 11489	\$217.13
				CDAA	\$22.27
				GENERAL FUND	\$2,653.72
				RIVERSIDE CO DA	\$1,105.72
				RIVERSIDE CO SO	\$6,109.09
				15% - 11489	\$217.13



State of California
ASSET FORFEITURE REPORT - 2002

Table 3

Admin. Number	Docket Number	Amount Forfeited	Date Disbursed	Recipient	Amount Disbursed
96-051/2J	279441	\$2,231.50	12/01/2002	GENERAL FUND	\$534.47
				RIVERSIDE CO DA	\$232.70
				TF ARCNET	\$1,230.38
97-030AB		\$968.04	12/01/2002	15% - 11489	\$217.57
				CDA A	\$22.32
				GENERAL FUND	\$535.56
				RIVERSIDE CO DA	\$223.15
				RIVERSIDE CO SO	\$1,232.90
				15% - 11489	\$94.38
98-077J	312809	\$117,000.21	08/01/2002	CDA A	\$9.68
				GENERAL FUND	\$232.33
				RIVERSIDE CO DA	\$96.80
				TF WEST COUNTY NTF	\$534.85
				15% - 11489	\$3,065.11
				AZ DOJ-DEA	\$30,651.14
98-116J	313380	\$412.96	12/01/2002	CDA A	\$1,047.90
				CHP-INDIO #1	\$17,028.41
				DEFENSE ATTY	\$12,210.00
				GENERAL FUND	\$25,149.65
				RIVERSIDE CO DA	\$10,479.02
				TF CVNTF	\$17,368.98
				15% - 11489	\$40.26
				CDA A	\$4.13
99-022J	327030	\$1,703.68	06/01/2002	GENERAL FUND	\$99.11
				RIVERSIDE CO DA	\$41.30
				TF WEST COUNTY NTF	\$228.16
				15% - 11489	\$166.11
				CDA A	\$17.04
99-235J	RIC332191	\$2,353.84	01/02/2002	GENERAL FUND	\$408.88
				RIVERSIDE CO DA	\$170.37
				RIVERSIDE PD	\$941.28
				15% - 11489	\$77.30
				CDA A	\$7.93
FRANCHISE TAX BOARD	\$1,561.00				
GENERAL FUND	\$190.28				



State of California
ASSET FORFEITURE REPORT - 2002

Table 3

Admin. Number	Docket Number	Amount Forfeited	Date Disbursed	Recipient	Amount Disbursed
99-261J	336947	\$6,134.58	09/01/2002	RIVERSIDE CO DA	\$79.28
				TF ARCNET	\$438.05
				15% - 11489	\$598.11
				CDAA	\$61.35
				GENERAL FUND	\$1,472.30
99-300J	334596	\$379.28	12/01/2002	RIVERSIDE CO DA	\$613.46
				RIVERSIDE PD	\$3,389.36
				15% - 11489	\$36.98
				CDAA	\$3.79
				GENERAL FUND	\$91.03
99-305J	INC014463	\$1,620.65	05/01/2002	RIVERSIDE CO DA	\$37.93
				RIVERSIDE PD	\$209.55
				15% - 11489	\$158.00
				CDAA	\$16.21
				GENERAL FUND	\$388.96
99-328J	RIC335758	\$262.05	09/01/2002	RIVERSIDE CO DA	\$162.07
				TF CVNTF	\$895.41
				15% - 11489	\$25.55
				CDAA	\$2.62
				GENERAL FUND	\$62.89
99-342J	RIC336917	\$810.09	03/01/2002	RIVERSIDE CO DA	\$26.20
				RIVERSIDE PD	\$144.79
				15% - 11489	\$78.98
				CDAA	\$8.10
				GENERAL FUND	\$194.42
99-365A		\$1,385.00	01/02/2002	RIVERSIDE CO DA	\$81.01
				TF ARCNET	\$447.58
				15% - 11489	\$135.04
				CDAA	\$13.85
				GENERAL FUND	\$332.40
99-380A		\$1,451.20	12/01/2002	RIVERSIDE CO DA	\$138.50
				TF CVNTF	\$765.21
				15% - 11489	\$121.99
				CDAA	\$12.51



State of California
ASSET FORFEITURE REPORT - 2002

Table 3

Admin. Number	Docket Number	Amount Forfeited	Date Disbursed	Recipient	Amount Disbursed
				FULLERTON PD	\$691.29
				GENERAL FUND	\$300.29
				RIVERSIDE CO DA	\$325.12
Total for Riverside County:					\$1,155,392.68



State of California
ASSET FORFEITURE REPORT - 2002

Table 3

Admin. Number	Docket Number	Amount Forfeited	Date Disbursed	Recipient	Amount Disbursed
SACRAMENTO					
00110		\$301.33	10/10/2002	CDA GENERAL FUND SACRAMENTO CO DA SACRAMENTO CO SO	\$3.01 \$72.32 \$30.13 \$195.87
00112		\$20,055.70	11/10/2002	CDA FOLSOM PD GENERAL FUND SACRAMENTO CO DA	\$200.56 \$13,036.20 \$4,813.37 \$2,005.57
00276		\$5,336.33	09/10/2002	CDA GENERAL FUND SACRAMENTO CO DA SACRAMENTO CO SO	\$53.36 \$1,280.72 \$533.63 \$3,468.62
00305		\$1,488.33	08/10/2002	CDA GENERAL FUND SACRAMENTO CO DA SACRAMENTO PD	\$14.88 \$357.20 \$148.83 \$967.42
00311		\$3,624.33	04/10/2002	CDA GENERAL FUND SACRAMENTO CO DA YOLO NARC ENF TEAM	\$21.12 \$506.96 \$211.23 \$2,885.02
00313	GPD-20-2967	\$3,314.46	08/10/2002	CDA GALT PD GENERAL FUND SACRAMENTO CO DA	\$33.14 \$2,154.40 \$795.47 \$331.45
01036	SSD 01-9326	\$2,211.33	04/10/2002	CDA GENERAL FUND SACRAMENTO CO DA SACRAMENTO CO SO	\$22.11 \$530.72 \$221.13 \$1,437.37
01121	SPD 01-38266	\$1,406.33	10/10/2002	CDA GENERAL FUND SACRAMENTO CO DA SACRAMENTO PD	\$14.06 \$337.52 \$140.63 \$914.12



State of California
ASSET FORFEITURE REPORT - 2002

Table 3

Admin. Number	Docket Number	Amount Forfeited	Date Disbursed	Recipient	Amount Disbursed
01128	F123-020-01	\$1,028.90	06/10/2002	CDA CHP-CENTRAL DIV GENERAL FUND SACRAMENTO CO DA	\$10.29 \$668.78 \$246.94 \$102.89
01133	SPD 01-47082	\$11,775.59	07/10/2002	CDA GENERAL FUND SACRAMENTO CO DA SACRAMENTO CO SO SACRAMENTO PD SACRAMENTO PROBATION	\$117.76 \$2,826.14 \$1,177.56 \$2,551.38 \$2,551.37 \$2,551.38
01137	SSD 01-22288	\$49,212.33	04/10/2002	CDA GENERAL FUND SACRAMENTO CO DA SACRAMENTO CO SO	\$492.12 \$11,810.96 \$4,921.23 \$31,988.02
01159	SSD 01-36651	\$5,239.33	10/10/2002	CDA GENERAL FUND SACRAMENTO CO DA SACRAMENTO CO SO	\$52.39 \$1,257.44 \$523.93 \$3,405.57
01177	SA2001-00065	\$7,791.50	04/10/2002	CA DOJ-BNE SACRAMENTO CDA GENERAL FUND SACRAMENTO CO DA	\$5,064.47 \$77.92 \$1,869.96 \$779.15
01184	SPD01-71633	\$1,112.33	05/10/2002	CDA GENERAL FUND SACRAMENTO CO DA SACRAMENTO PD	\$11.12 \$266.96 \$111.23 \$723.02
01191	SPD01-64898	\$1,148.43	07/10/2002	CDA GENERAL FUND SACRAMENTO CO DA SACRAMENTO PD	\$11.48 \$275.62 \$114.84 \$746.49
01201	SPD 01-76592	\$2,398.00	01/10/2002	CDA GENERAL FUND SACRAMENTO CO DA	\$23.98 \$575.52 \$239.80



State of California
ASSET FORFEITURE REPORT - 2002

Table 3

Admin. Number	Docket Number	Amount Forfeited	Date Disbursed	Recipient	Amount Disbursed
01202	SPD 01-78537	\$1,097.33	01/10/2002	SACRAMENTO PD	\$1,558.70
				CDA A	\$10.97
				GENERAL FUND	\$263.36
				SACRAMENTO CO DA	\$109.73
				SACRAMENTO PD	\$713.27
01204	SPD 01-78825	\$1,936.33	01/10/2002	CDA A	\$19.36
				GENERAL FUND	\$464.72
				SACRAMENTO CO DA	\$193.63
				SACRAMENTO PD	\$1,258.62
01207	P01-154-OC	\$1,575.00	01/10/2002	CDA A	\$15.75
				GENERAL FUND	\$378.00
				PLACER CO SIU	\$1,023.75
				SACRAMENTO CO DA	\$157.50
01208	P01-147-OC	\$323.00	04/10/2002	CDA A	\$3.23
				GENERAL FUND	\$77.52
				PLACER CO SIU	\$209.95
				SACRAMENTO CO DA	\$32.30
01209	YO-01-147WS	\$435.33	08/10/2002	CDA A	\$4.35
				GENERAL FUND	\$104.48
				SACRAMENTO CO DA	\$43.53
				YOLO NARC ENF TEAM	\$282.97
01210	SSD-01-76834	\$6,821.33	09/10/2002	CDA A	\$68.21
				GENERAL FUND	\$1,637.12
				SACRAMENTO CO DA	\$1,568.90
				SACRAMENTO CO SO	\$3,547.10
01211	SSD-01-76834	\$3,103.33	09/10/2002	CDA A	\$31.03
				GENERAL FUND	\$744.80
				SACRAMENTO CO DA	\$713.76
				SACRAMENTO CO SO	\$1,613.74
01212	SPD-01-84612	\$3,520.00	01/10/2002	CDA A	\$35.20
				GENERAL FUND	\$844.80
				SACRAMENTO CO DA	\$352.00
				SACRAMENTO PD	\$2,288.00



State of California
ASSET FORFEITURE REPORT - 2002

Table 3

Admin. Number	Docket Number	Amount Forfeited	Date Disbursed	Recipient	Amount Disbursed
01213	SPD-01-84510	\$817.00	01/10/2002	CDA GENERAL FUND SACRAMENTO CO DA SACRAMENTO PD	\$8.17 \$196.08 \$81.70 \$531.05
01215	SPD-01-83263	\$960.85	01/10/2002	CDA GENERAL FUND SACRAMENTO CO DA SACRAMENTO PD	\$9.61 \$230.60 \$96.09 \$624.55
01216	SPD-01-88539	\$1,454.33	01/10/2002	CDA GENERAL FUND SACRAMENTO CO DA SACRAMENTO PD	\$14.54 \$349.04 \$145.43 \$945.32
01217	SPD-01-84746	\$744.33	01/10/2002	CDA GENERAL FUND SACRAMENTO CO DA SACRAMENTO PD	\$7.44 \$178.64 \$74.43 \$483.82
01218	SPD-01-85054	\$5,408.33	01/10/2002	CDA GENERAL FUND SACRAMENTO CO DA SACRAMENTO PD	\$54.08 \$1,298.00 \$540.83 \$3,515.42
01220	SPD-01-89019	\$26,970.41	06/10/2002	CDA GENERAL FUND SACRAMENTO CO DA SACRAMENTO CO SO SACRAMENTO PD SACRAMENTO PROBATION	\$269.70 \$6,472.90 \$2,697.04 \$5,843.59 \$5,843.59 \$5,843.59
01230	SSD-01-85225	\$486.33	02/10/2002	CDA GENERAL FUND SACRAMENTO CO DA SACRAMENTO CO SO	\$4.86 \$116.72 \$48.63 \$316.12
01233	SPD-01-93526	\$5,574.33	09/10/2002	CDA GENERAL FUND SACRAMENTO CO DA	\$55.74 \$1,337.84 \$557.43



State of California
ASSET FORFEITURE REPORT - 2002

Table 3

Admin. Number	Docket Number	Amount Forfeited	Date Disbursed	Recipient	Amount Disbursed
				SACRAMENTO CO SO	\$1,207.77
				SACRAMENTO PD	\$1,207.78
				SACRAMENTO PROBATION	\$1,207.77
01238	SSD-01-82539	\$660.33	04/10/2002		
				CDAA	\$6.60
				GENERAL FUND	\$158.48
				SACRAMENTO CO DA	\$66.03
				SACRAMENTO CO SO	\$429.22
01239	SSD-01-79099	\$2,202.33	04/10/2002		
				CDAA	\$22.02
				GENERAL FUND	\$528.56
				SACRAMENTO CO DA	\$220.23
				SACRAMENTO CO SO	\$1,431.52
01247	SSD-01-89608	\$9,336.33	08/10/2002		
				CDAA	\$93.36
				GENERAL FUND	\$2,240.72
				SACRAMENTO CO DA	\$933.63
				SACRAMENTO CO SO	\$6,068.62
01248	SPD-01-95868	\$461.33	05/10/2002		
				CDAA	\$4.61
				GENERAL FUND	\$110.72
				SACRAMENTO CO DA	\$46.13
				SACRAMENTO PD	\$299.87
01251	SSD-01-86242	\$522.33	04/10/2002		
				CDAA	\$5.22
				GENERAL FUND	\$125.36
				SACRAMENTO CO DA	\$52.23
				SACRAMENTO CO SO	\$339.52
01252	SSD-01-92597	\$2,706.33	07/10/2002		
				CDAA	\$27.06
				GENERAL FUND	\$649.52
				SACRAMENTO CO DA	\$270.63
				SACRAMENTO PD	\$1,759.12
01253	SSD-01-90269	\$926.33	04/10/2002		
				CDAA	\$9.26
				GENERAL FUND	\$222.32
				SACRAMENTO CO DA	\$92.63
				SACRAMENTO CO SO	\$421.48
				SACRAMENTO HUMAN	\$180.64
01254	SSD-01-92340	\$1,111.33	04/10/2002		
				CDAA	\$11.11



State of California
ASSET FORFEITURE REPORT - 2002

Table 3

Admin. Number	Docket Number	Amount Forfeited	Date Disbursed	Recipient	Amount Disbursed
				GENERAL FUND	\$266.72
				SACRAMENTO CO DA	\$111.13
				SACRAMENTO CO SO	\$722.37
01255	SSD-01-92747	\$776.33	04/10/2002		
				CDAA	\$7.76
				GENERAL FUND	\$186.32
				SACRAMENTO CO DA	\$77.63
				SACRAMENTO CO SO	\$504.62
01256	SSD-01-85664	\$976.33	04/10/2002		
				CDAA	\$9.76
				GENERAL FUND	\$234.32
				SACRAMENTO CO DA	\$97.63
				SACRAMENTO CO SO	\$634.62
01258	SPD-01-86880	\$676.08	04/10/2002		
				CDAA	\$6.76
				GENERAL FUND	\$162.26
				SACRAMENTO CO DA	\$67.61
				SACRAMENTO PD	\$439.45
01259	SPD-01-87580	\$716.33	04/10/2002		
				CDAA	\$7.16
				GENERAL FUND	\$171.92
				SACRAMENTO CO DA	\$71.63
				SACRAMENTO PD	\$465.62
01260	01-103354	\$5,151.33	04/10/2002		
				CDAA	\$51.51
				GENERAL FUND	\$1,236.32
				SACRAMENTO CO DA	\$515.13
				SACRAMENTO PD	\$3,348.37
01262	-01-101192	\$2,598.83	11/10/2002		
				CDAA	\$25.99
				GENERAL FUND	\$623.72
				SACRAMENTO CO DA	\$259.88
				SACRAMENTO PD	\$1,689.24
01263	01-101257	\$3,106.33	04/10/2002		
				CDAA	\$31.06
				GENERAL FUND	\$745.52
				SACRAMENTO CO DA	\$310.63
				SACRAMENTO CO SO	\$673.04
				SACRAMENTO PD	\$673.04
				SACRAMENTO PROBATION	\$673.04



State of California
ASSET FORFEITURE REPORT - 2002

Table 3

Admin. Number	Docket Number	Amount Forfeited	Date Disbursed	Recipient	Amount Disbursed
01264	SPD-01-97621	\$685.33	05/10/2002	CDAA	\$6.85
				GENERAL FUND	\$164.48
				SACRAMENTO CO DA	\$68.53
				SACRAMENTO PD	\$445.47
01265	01-101461	\$346.33	04/10/2002	CDAA	\$3.46
				GENERAL FUND	\$83.12
				SACRAMENTO CO DA	\$34.63
				SACRAMENTO CO SO	\$75.04
				SACRAMENTO PD	\$75.04
				SACRAMENTO PROBATION	\$75.04
01266	SPD-01-98439	\$1,228.33	04/10/2002	CDAA	\$12.28
				GENERAL FUND	\$294.80
				SACRAMENTO CO DA	\$122.83
				SACRAMENTO PD	\$798.42
01267	SPD-01-90623	\$5,419.33	04/10/2002	CDAA	\$54.19
				GENERAL FUND	\$1,300.64
				SACRAMENTO CO DA	\$541.93
				SACRAMENTO PD	\$3,522.57
01268	SPD-01-98187	\$589.33	04/10/2002	CDAA	\$5.89
				GENERAL FUND	\$141.44
				SACRAMENTO CO DA	\$58.93
				SACRAMENTO PD	\$383.07
01270	SPD01-106122	\$927.33	04/10/2002	CDAA	\$9.27
				GENERAL FUND	\$222.56
				SACRAMENTO CO DA	\$92.73
				SACRAMENTO PD	\$602.77
02001	SSD-01-98869	\$5,093.00	05/10/2002	CDAA	\$50.93
				GENERAL FUND	\$1,222.32
				SACRAMENTO CO DA	\$509.30
				SACRAMENTO CO SO	\$3,310.45
02002	SSD-01-93887	\$6,490.13	04/10/2002	CDAA	\$64.90
				GENERAL FUND	\$1,557.63
				SACRAMENTO CO DA	\$649.01



State of California
ASSET FORFEITURE REPORT - 2002

Table 3

Admin. Number	Docket Number	Amount Forfeited	Date Disbursed	Recipient	Amount Disbursed
02003	SSD-01-69631	\$1,592.33	05/10/2002	SACRAMENTO CO SO	\$4,218.59
				CDAA	\$15.92
				GENERAL FUND	\$382.16
				SACRAMENTO CO DA	\$159.23
				SACRAMENTO CO SO	\$1,035.02
02005	SSD-01-98910	\$20,806.33	04/10/2002	CDAA	\$208.06
				GENERAL FUND	\$4,993.52
				SACRAMENTO CO DA	\$2,080.63
				SACRAMENTO CO SO	\$13,524.12
02006	SSD-01-93935	\$7,856.33	04/10/2002	CDAA	\$78.56
				GENERAL FUND	\$1,885.52
				SACRAMENTO CO DA	\$785.63
				SACRAMENTO CO SO	\$5,106.62
02007	SSD-01-99627	\$1,836.33	06/10/2002	CDAA	\$18.36
				GENERAL FUND	\$440.72
				SACRAMENTO CO DA	\$183.63
				SACRAMENTO CO SO	\$1,193.62
02008	SSD-01-89200	\$10,152.83	09/10/2002	CDAA	\$101.53
				GENERAL FUND	\$2,436.68
				SACRAMENTO CO DA	\$1,015.28
				SACRAMENTO CO SO	\$6,599.34
02009	SSD-01-95256	\$1,337.33	04/10/2002	CDAA	\$13.37
				GENERAL FUND	\$320.96
				SACRAMENTO CO DA	\$133.73
				SACRAMENTO CO SO	\$869.27
02010	SPD-02-2525	\$467.33	04/10/2002	CDAA	\$4.67
				GENERAL FUND	\$112.16
				SACRAMENTO CO DA	\$46.73
				SACRAMENTO PD	\$303.77
02011	SPD01-106705	\$1,902.33	04/10/2002	CDAA	\$19.02
				GENERAL FUND	\$456.56
				SACRAMENTO CO DA	\$190.23
				SACRAMENTO PD	\$1,236.52



State of California
ASSET FORFEITURE REPORT - 2002

Table 3

Admin. Number	Docket Number	Amount Forfeited	Date Disbursed	Recipient	Amount Disbursed
02012	SPD01-105888	\$823.33	04/10/2002	CDAA	\$8.23
				GENERAL FUND	\$197.60
				SACRAMENTO CO DA	\$82.33
				SACRAMENTO PD	\$535.17
02013	SPD-02-511	\$628.33	06/10/2002	CDAA	\$6.28
				GENERAL FUND	\$150.80
				SACRAMENTO CO DA	\$62.83
				SACRAMENTO PD	\$408.42
02014	SPD01-105923	\$1,371.33	04/10/2002	CDAA	\$13.71
				GENERAL FUND	\$329.12
				SACRAMENTO CO DA	\$137.13
				SACRAMENTO PD	\$891.37
02015	SPD-02-488	\$725.33	04/10/2002	CDAA	\$7.25
				GENERAL FUND	\$174.08
				SACRAMENTO CO DA	\$72.53
				SACRAMENTO PD	\$471.47
02016	SPD-01-96948	\$3,290.83	06/10/2002	CDAA	\$32.91
				GENERAL FUND	\$789.80
				SACRAMENTO CO DA	\$329.08
				SACRAMENTO PD	\$2,139.04
02017	SPD01-105616	\$608.33	04/10/2002	CDAA	\$6.08
				GENERAL FUND	\$146.00
				SACRAMENTO CO DA	\$60.83
				SACRAMENTO PD	\$395.42
02018	SPD-02-3250	\$1,526.33	04/10/2002	CDAA	\$15.26
				GENERAL FUND	\$366.32
				SACRAMENTO CO DA	\$152.63
				SACRAMENTO PD	\$992.12
02019	SO-2002-0104	\$14,132.33	10/10/2002	CDAA	\$141.32
				GENERAL FUND	\$3,391.76
				SACRAMENTO CO DA	\$1,413.23
				SOLANO CO SO	\$9,186.02



State of California
ASSET FORFEITURE REPORT - 2002

Table 3

Admin. Number	Docket Number	Amount Forfeited	Date Disbursed	Recipient	Amount Disbursed
02020	SPD-02-6303	\$2,467.33	11/10/2002		
				CDAA	\$24.67
				GENERAL FUND	\$592.16
				SACRAMENTO CO DA	\$246.73
				SACRAMENTO PD	\$1,603.77
02021	SPD-02-6078	\$1,042.33	05/10/2002		
				CDAA	\$10.42
				GENERAL FUND	\$250.16
				SACRAMENTO CO DA	\$104.23
				SACRAMENTO PD	\$677.52
02022	SSD01-101907	\$8,301.33	05/10/2002		
				CDAA	\$83.01
				GENERAL FUND	\$1,992.32
				SACRAMENTO CO DA	\$830.13
				SACRAMENTO CO SO	\$5,395.87
02023	SSD-01-98803	\$4,206.33	05/10/2002		
				CDAA	\$42.06
				GENERAL FUND	\$1,009.52
				SACRAMENTO CO DA	\$420.63
				SACRAMENTO CO SO	\$2,734.12
02024	SSD-02-2090	\$382.33	05/10/2002		
				CDAA	\$3.82
				GENERAL FUND	\$91.76
				SACRAMENTO CO DA	\$38.23
				SACRAMENTO CO SO	\$248.52
02025	SSD-02-1945	\$1,006.33	05/10/2002		
				CDAA	\$10.06
				GENERAL FUND	\$241.52
				SACRAMENTO CO DA	\$100.63
				SACRAMENTO CO SO	\$654.12
02026	SSD-02-2598	\$475.33	05/10/2002		
				CDAA	\$4.75
				GENERAL FUND	\$114.08
				SACRAMENTO CO DA	\$47.53
				SACRAMENTO CO SO	\$308.97
02028	SSD-01-99685	\$1,033.33	05/10/2002		
				CDAA	\$10.33
				GENERAL FUND	\$248.00
				SACRAMENTO CO DA	\$103.33
				SACRAMENTO CO SO	\$671.67



State of California
ASSET FORFEITURE REPORT - 2002

Table 3

Admin. Number	Docket Number	Amount Forfeited	Date Disbursed	Recipient	Amount Disbursed
02029	SSD-01-99607	\$1,046.33	05/10/2002	CDA GENERAL FUND SACRAMENTO CO DA SACRAMENTO CO SO	\$10.46 \$251.12 \$104.63 \$680.12
02030	SSD-01-97347	\$464.33	05/10/2002	CDA GENERAL FUND SACRAMENTO CO DA SACRAMENTO CO SO SACRAMENTO HUMAN	\$4.64 \$111.44 \$46.43 \$271.64 \$30.18
02034	SSD-02-10516	\$672.33	05/10/2002	CDA GENERAL FUND SACRAMENTO CO DA SACRAMENTO CO SO	\$6.72 \$161.36 \$67.23 \$437.02
02036	SPD-02-5031	\$455.33	05/10/2002	CDA GENERAL FUND SACRAMENTO CO DA SACRAMENTO PD	\$4.55 \$109.28 \$45.53 \$295.97
02037	SPD-99-69244	\$428.33	06/10/2002	CDA GENERAL FUND SACRAMENTO CO DA SACRAMENTO PD	\$4.28 \$102.80 \$42.83 \$278.42
02038	SSD-02-19485	\$1,213.33	06/10/2002	CDA GENERAL FUND SACRAMENTO CO DA SACRAMENTO PD	\$12.13 \$291.20 \$121.33 \$788.67
02039	SSD-02-12812	\$1,196.38	06/10/2002	CDA GENERAL FUND SACRAMENTO CO DA SACRAMENTO PD	\$11.97 \$287.35 \$119.73 \$777.33
02040	SSD-02-12603	\$626.33	06/10/2002	CDA GENERAL FUND SACRAMENTO CO DA SACRAMENTO CO SO	\$6.26 \$150.32 \$62.63 \$407.12



State of California
ASSET FORFEITURE REPORT - 2002

Table 3

Admin. Number	Docket Number	Amount Forfeited	Date Disbursed	Recipient	Amount Disbursed
02041	SSD-02-12383	\$1,406.33	06/10/2002	CDA GENERAL FUND SACRAMENTO CO DA SACRAMENTO CO SO	\$14.06 \$337.52 \$140.63 \$914.12
02042	SSD-02-11589	\$743.33	06/10/2002	CDA GENERAL FUND SACRAMENTO CO DA SACRAMENTO CO SO	\$7.43 \$178.40 \$74.33 \$483.17
02044	SSD-01-92261	\$3,168.83	06/10/2002	CDA GENERAL FUND SACRAMENTO CO DA SACRAMENTO CO SO	\$31.69 \$760.52 \$316.88 \$2,059.74
02045	SSD-02-11244	\$474.33	06/10/2002	CDA GENERAL FUND SACRAMENTO CO DA SACRAMENTO CO SO	\$4.74 \$113.84 \$47.43 \$308.32
02046	SSD-02-12388	\$771.33	06/10/2002	CDA GENERAL FUND SACRAMENTO CO DA SACRAMENTO CO SO	\$7.62 \$182.96 \$76.23 \$504.52
02047	GPD2002-0498	\$1,435.80	06/10/2002	CDA GALT PD GENERAL FUND SACRAMENTO CO DA	\$14.36 \$933.27 \$344.59 \$143.58
02048	SPD-02-17653	\$486.33	06/10/2002	CDA GENERAL FUND SACRAMENTO CO DA SACRAMENTO CO SO SACRAMENTO PD SACRAMENTO PROBATION	\$4.86 \$116.72 \$48.63 \$105.38 \$105.37 \$105.37
02049	SPD-02-17808	\$6,728.90	06/10/2002	CDA GENERAL FUND SACRAMENTO CO DA	\$67.29 \$1,614.94 \$672.89



State of California
ASSET FORFEITURE REPORT - 2002

Table 3

Admin. Number	Docket Number	Amount Forfeited	Date Disbursed	Recipient	Amount Disbursed
02050	SPD-02-8968	\$1,267.33	06/10/2002	SACRAMENTO PD	\$4,373.78
				CDAA	\$12.67
				GENERAL FUND	\$304.16
				SACRAMENTO CO DA	\$126.73
				SACRAMENTO PD	\$823.77
02051	SPD-02-11574	\$1,164.50	10/10/2002	CDAA	\$11.65
				GENERAL FUND	\$279.48
				SACRAMENTO CO DA	\$116.45
				SACRAMENTO CO SO	\$126.15
				SACRAMENTO PD	\$504.62
				SACRAMENTO PROBATION	\$126.15
02053	PO2-007-OC	\$699.33	06/10/2002	CDAA	\$6.99
				GENERAL FUND	\$167.84
				PLACER CO SIU	\$454.57
				SACRAMENTO CO DA	\$69.93
02056	SPD-02-19515	\$1,036.33	10/10/2002	CDAA	\$10.36
				GENERAL FUND	\$248.72
				SACRAMENTO CO DA	\$103.63
				SACRAMENTO PD	\$673.62
02057	SPD-02-19540	\$2,171.14	06/10/2002	CDAA	\$21.71
				GENERAL FUND	\$521.07
				SACRAMENTO CO DA	\$217.11
				SACRAMENTO CO SO	\$470.41
				SACRAMENTO PD	\$470.42
				SACRAMENTO PROBATION	\$470.42
02058	SPD-02-15692	\$1,206.33	08/10/2002	CDAA	\$12.06
				GENERAL FUND	\$289.52
				SACRAMENTO CO DA	\$120.63
				SACRAMENTO PD	\$784.12
02059	SSD-02-13953	\$1,917.58	12/10/2002	CDAA	\$19.18
				GENERAL FUND	\$460.22
				SACRAMENTO CO DA	\$191.76
				SACRAMENTO CO SO	\$1,246.42



State of California
ASSET FORFEITURE REPORT - 2002

Table 3

Admin. Number	Docket Number	Amount Forfeited	Date Disbursed	Recipient	Amount Disbursed
02060	SSD-02-20633	\$3,997.33	06/10/2002	CDA GENERAL FUND SACRAMENTO CO DA SACRAMENTO CO SO	\$39.97 \$959.36 \$399.73 \$2,598.27
02061	SSD-02-20162	\$766.33	06/10/2002	CDA GENERAL FUND SACRAMENTO CO DA SACRAMENTO CO SO	\$7.66 \$183.92 \$76.63 \$498.12
02062	SSD-02-22621	\$915.33	06/10/2002	CDA GENERAL FUND SACRAMENTO CO DA SACRAMENTO CO SO	\$9.15 \$219.68 \$91.53 \$594.97
02063	SSD-02-19403	\$1,374.33	06/10/2002	CDA GENERAL FUND SACRAMENTO CO DA SACRAMENTO CO SO SACRAMENTO PROBATION	\$13.74 \$329.84 \$137.43 \$803.99 \$89.33
02064	SSD-02-18484	\$294.33	06/10/2002	CDA GENERAL FUND SACRAMENTO CO DA SACRAMENTO CO SO	\$2.94 \$70.64 \$29.43 \$191.32
02065	SSD-02-13487	\$303.33	06/10/2002	CDA GENERAL FUND SACRAMENTO CO DA SACRAMENTO CO SO	\$3.03 \$72.80 \$30.33 \$197.17
02067	SSD-02-17218	\$3,319.33	06/10/2002	CDA GENERAL FUND SACRAMENTO CO DA SACRAMENTO CO SO	\$33.19 \$796.64 \$331.93 \$2,157.57
02070	SSD-01-33422	\$1,455.33	06/10/2002	CDA GENERAL FUND SACRAMENTO CO DA SACRAMENTO PD	\$14.55 \$349.28 \$145.53 \$945.97



State of California
ASSET FORFEITURE REPORT - 2002

Table 3

Admin. Number	Docket Number	Amount Forfeited	Date Disbursed	Recipient	Amount Disbursed
02071	SPD-02-13562	\$487.33	07/10/2002	CDA GENERAL FUND SACRAMENTO CO DA SACRAMENTO PD	\$4.87 \$116.96 \$48.73 \$316.77
02072	SPD-02-9215	\$540.33	06/10/2002	CDA GENERAL FUND SACRAMENTO CO DA SACRAMENTO PD	\$5.40 \$129.68 \$54.03 \$351.22
02075	SPD-02-20106	\$2,620.33	06/10/2002	CDA GENERAL FUND SACRAMENTO CO DA SACRAMENTO PD	\$26.20 \$628.88 \$262.03 \$1,703.22
02076	SPD-02-20145	\$2,331.83	06/10/2002	CDA GENERAL FUND SACRAMENTO CO DA SACRAMENTO PD	\$23.32 \$559.64 \$233.18 \$1,515.69
02077	NHP-02-F0609	\$2,441.33	07/10/2002	CDA CHP-NORTH SACRAMENTO GENERAL FUND SACRAMENTO CO DA	\$24.41 \$1,586.87 \$585.92 \$244.13
02078	SPD-02-24826	\$876.33	09/10/2002	CDA GENERAL FUND SACRAMENTO CO DA SACRAMENTO PD	\$8.76 \$210.32 \$87.63 \$569.62
02079	SPD-02-29693	\$973.33	07/10/2002	CDA GENERAL FUND SACRAMENTO CO DA SACRAMENTO PD	\$9.73 \$233.60 \$97.33 \$632.67
02080	SPD-02-25239	\$607.33	07/10/2002	CDA GENERAL FUND SACRAMENTO CO DA SACRAMENTO PD	\$6.07 \$145.76 \$60.73 \$394.77



State of California
ASSET FORFEITURE REPORT - 2002

Table 3

Admin. Number	Docket Number	Amount Forfeited	Date Disbursed	Recipient	Amount Disbursed
02081	SSD-02-29600	\$786.33	07/10/2002		
				CDAA	\$8.86
				GENERAL FUND	\$212.72
				SACRAMENTO CO DA	\$88.63
				SACRAMENTO PD	\$476.12
02082	SSD-02-20600	\$2,165.33	07/10/2002		
				CDAA	\$21.65
				GENERAL FUND	\$519.68
				SACRAMENTO CO DA	\$216.53
				SACRAMENTO CO SO	\$1,407.47
02083	SSD-02-16120	\$208.33	07/10/2002		
				CDAA	\$2.08
				GENERAL FUND	\$50.00
				SACRAMENTO CO DA	\$20.83
				SACRAMENTO CO SO	\$135.42
02084	SSD-02-17576	\$1,436.33	07/10/2002		
				CDAA	\$14.36
				GENERAL FUND	\$344.72
				SACRAMENTO CO DA	\$143.63
				SACRAMENTO CO SO	\$933.62
02086	SSD-02-18338	\$435.33	07/10/2002		
				CDAA	\$4.35
				GENERAL FUND	\$104.48
				SACRAMENTO CO DA	\$43.53
				SACRAMENTO CO SO	\$282.97
02087	SSD-02-20613	\$2,901.33	07/10/2002		
				CDAA	\$29.01
				GENERAL FUND	\$696.32
				SACRAMENTO CO DA	\$290.13
				SACRAMENTO CO SO	\$1,885.87
02088	SSD-02-22326	\$365.33	07/10/2002		
				CDAA	\$3.65
				GENERAL FUND	\$87.68
				SACRAMENTO CO DA	\$36.53
				SACRAMENTO CO SO	\$237.47
02089	SSD-02-23258	\$1,787.33	07/10/2002		
				CDAA	\$17.87
				GENERAL FUND	\$428.96
				SACRAMENTO CO DA	\$178.73
				SACRAMENTO CO SO	\$1,161.77



State of California
ASSET FORFEITURE REPORT - 2002

Table 3

Admin. Number	Docket Number	Amount Forfeited	Date Disbursed	Recipient	Amount Disbursed
02090	SSD-02-25173	\$4,546.33	07/10/2002	CDAA	\$45.46
				GENERAL FUND	\$1,091.12
				SACRAMENTO CO DA	\$454.63
				SACRAMENTO CO SO	\$2,955.12
02092	SSD-02-32196	\$3,124.00	07/10/2002	CDAA	\$31.24
				GENERAL FUND	\$749.76
				SACRAMENTO CO DA	\$312.40
				SACRAMENTO CO SO	\$2,030.60
02095	SPD-02-31729	\$1,345.88	08/10/2002	CDAA	\$13.51
				GENERAL FUND	\$324.21
				SACRAMENTO CO DA	\$135.09
				SACRAMENTO PD	\$873.07
02096	SPD-02-34692	\$1,923.33	08/10/2002	CDAA	\$19.23
				GENERAL FUND	\$461.60
				SACRAMENTO CO DA	\$192.33
				SACRAMENTO PD	\$1,250.17
02097	SSD-02-31856	\$656.33	08/10/2002	CDAA	\$6.56
				GENERAL FUND	\$157.52
				SACRAMENTO CO DA	\$65.63
				SACRAMENTO CO SO	\$426.62
02099	SSD-02-30132	\$9,032.33	08/10/2002	CDAA	\$90.32
				GENERAL FUND	\$2,167.76
				SACRAMENTO CO DA	\$903.23
				SACRAMENTO CO SO	\$5,871.02
02100	SSD-02-31428	\$646.33	08/10/2002	CDAA	\$6.46
				GENERAL FUND	\$155.12
				SACRAMENTO CO DA	\$64.63
				SACRAMENTO CO SO	\$420.12
02101	SSD-02-32377	\$771.33	08/10/2002	CDAA	\$7.71
				GENERAL FUND	\$185.12
				SACRAMENTO CO DA	\$77.13
				SACRAMENTO CO SO	\$501.37



State of California
ASSET FORFEITURE REPORT - 2002

Table 3

Admin. Number	Docket Number	Amount Forfeited	Date Disbursed	Recipient	Amount Disbursed
02102	SSD-02-33940	\$2,131.33	08/10/2002	CDA GENERAL FUND SACRAMENTO CO DA SACRAMENTO CO SO	\$21.31 \$511.52 \$213.13 \$1,385.37
02106	SSD-02-35939	\$1,477.33	09/10/2002	CDA GENERAL FUND SACRAMENTO CO DA SACRAMENTO CO SO SACRAMENTO PD SACRAMENTO PROBATION	\$14.77 \$354.56 \$147.73 \$320.09 \$320.09 \$320.09
02107	SPD-02-37543	\$897.33	09/10/2002	CDA GENERAL FUND SACRAMENTO CO DA SACRAMENTO PD	\$8.97 \$215.36 \$89.73 \$583.27
02108	SPD-02-35795	\$8,383.03	09/10/2002	CDA GENERAL FUND SACRAMENTO CO DA SACRAMENTO PD	\$83.83 \$2,011.93 \$838.30 \$5,448.97
02110	NHP-02-F0887	\$506.33	09/10/2002	CDA CHP-NORTH DIV GENERAL FUND SACRAMENTO CO DA	\$5.06 \$329.12 \$121.52 \$50.63
02111	FR2001-00227	\$2,006.33	09/10/2002	CA DOJ-BNE FRESNO CDA GENERAL FUND SACRAMENTO CO DA	\$1,304.12 \$20.06 \$481.52 \$200.63
02112	PO2-093-CO	\$422.33	10/10/2002	CDA GENERAL FUND PLACER CO SIU SACRAMENTO CO DA	\$4.22 \$101.36 \$274.52 \$42.23
02113	SSD-01-10813	\$1,298.02	09/10/2002	CDA GENERAL FUND SACRAMENTO CO DA	\$12.98 \$311.52 \$129.80



State of California
ASSET FORFEITURE REPORT - 2002

Table 3

Admin. Number	Docket Number	Amount Forfeited	Date Disbursed	Recipient	Amount Disbursed
02115	SSD-02-37218	\$17,168.33	11/10/2002	SACRAMENTO CO SO	\$843.72
				CDAA	\$171.68
				GENERAL FUND	\$4,120.40
				SACRAMENTO CO DA	\$1,716.83
02116	SSD-02-39191	\$2,656.33	09/10/2002	SACRAMENTO CO SO	\$11,159.42
				CDAA	\$26.56
				GENERAL FUND	\$637.52
				SACRAMENTO CO DA	\$265.63
02117	P02-095-OC	\$2,201.33	11/10/2002	SACRAMENTO CO SO	\$1,726.62
				CDAA	\$22.01
				GENERAL FUND	\$528.32
				PLACER CO SIU	\$1,430.87
02118	GPD2002-1537	\$708.33	09/10/2002	SACRAMENTO CO DA	\$220.13
				CDAA	\$7.08
				GALT PD	\$460.42
				GENERAL FUND	\$170.00
02119	SPD-02-47003	\$359.33	09/10/2002	SACRAMENTO CO DA	\$70.83
				CDAA	\$3.59
				GENERAL FUND	\$86.24
				SACRAMENTO CO DA	\$35.93
02120	SPD-02-47715	\$1,296.76	12/10/2002	SACRAMENTO PD	\$233.57
				CDAA	\$12.97
				GENERAL FUND	\$311.22
				SACRAMENTO CO DA	\$129.68
02121	SPD-02-36857	\$3,726.33	09/10/2002	SACRAMENTO PD	\$842.89
				CDAA	\$37.26
				GENERAL FUND	\$894.32
				SACRAMENTO CO DA	\$372.63
02122	SPD-02-43815	\$2,044.39	09/10/2002	SACRAMENTO PD	\$2,422.12
				CDAA	\$20.44
				GENERAL FUND	\$490.65
				SACRAMENTO CO DA	\$204.44
				SACRAMENTO PD	\$1,328.86



State of California
ASSET FORFEITURE REPORT - 2002

Table 3

Admin. Number	Docket Number	Amount Forfeited	Date Disbursed	Recipient	Amount Disbursed
02123	SSD-02-0913	\$12,506.03	10/10/2002		
				CDA A	\$125.06
				GENERAL FUND	\$3,001.45
				SACRAMENTO CO DA	\$1,250.60
				SACRAMENTO CO SO	\$8,128.92
02132	SSD-02-0913	\$4,914.33	10/10/2002		
				CDA A	\$49.14
				GENERAL FUND	\$1,179.44
				SACRAMENTO CO DA	\$491.43
				SACRAMENTO CO SO	\$3,194.32
02133	F11262502NHP	\$1,964.00	10/10/2002		
				CDA A	\$19.64
				CHP-NORTH SACRAMENTO	\$1,276.60
				GENERAL FUND	\$471.36
				SACRAMENTO CO DA	\$196.40
02137	SPD-02-51117	\$1,016.33	10/10/2002		
				CDA A	\$10.06
				GENERAL FUND	\$241.52
				SACRAMENTO CO DA	\$100.63
				SACRAMENTO PD	\$664.12
02138	SSD-02-49421	\$2,684.33	10/10/2002		
				CDA A	\$26.84
				GENERAL FUND	\$644.24
				SACRAMENTO CO DA	\$268.43
				SACRAMENTO CO SO	\$1,744.82
02139	SPD-02-54631	\$7,829.33	10/10/2002		
				CDA A	\$78.29
				GENERAL FUND	\$1,879.04
				SACRAMENTO CO DA	\$782.93
				SACRAMENTO PD	\$5,089.07
02140	SPD-02-27095	\$3,409.33	11/10/2002		
				CDA A	\$34.09
				GENERAL FUND	\$818.24
				SACRAMENTO CO DA	\$340.93
				SACRAMENTO PD	\$2,216.07
02145	SPD-02-40868	\$1,286.33	10/10/2002		
				CDA A	\$12.86
				GENERAL FUND	\$308.72
				SACRAMENTO CO DA	\$128.63
				SACRAMENTO PD	\$836.12



State of California
ASSET FORFEITURE REPORT - 2002

Table 3

Admin. Number	Docket Number	Amount Forfeited	Date Disbursed	Recipient	Amount Disbursed
02146	SPD-02-46322	\$2,555.33	10/10/2002	CDA GENERAL FUND SACRAMENTO CO DA SACRAMENTO PD	\$25.55 \$613.28 \$255.53 \$1,660.97
02147	SPD-02-31999	\$557.33	11/10/2002	CDA GENERAL FUND SACRAMENTO CO DA SACRAMENTO PD	\$5.57 \$133.76 \$55.73 \$362.27
02148	SPD-02-33457	\$1,028.33	10/10/2002	CDA GENERAL FUND SACRAMENTO CO DA SACRAMENTO PD	\$10.28 \$246.80 \$102.83 \$668.42
02149	SPD-02-38279	\$1,457.33	10/10/2002	CDA GENERAL FUND SACRAMENTO CO DA SACRAMENTO PD	\$14.57 \$349.76 \$145.73 \$947.27
02151	SSD-0247304	\$19,906.33	10/10/2002	CDA GENERAL FUND SACRAMENTO CO DA SACRAMENTO CO SO	\$199.06 \$4,777.52 \$1,990.63 \$12,939.12
02154	SSD-02-54455	\$333.33	11/10/2002	CDA GENERAL FUND SACRAMENTO CO DA SACRAMENTO CO SO	\$3.33 \$80.00 \$33.33 \$216.67
02155	SSD-02-62344	\$755.33	11/10/2002	CDA GENERAL FUND SACRAMENTO CO DA SACRAMENTO CO SO	\$7.55 \$181.28 \$75.53 \$490.97
02156	YO-02-116-U	\$995.33	11/10/2002	CDA GENERAL FUND SACRAMENTO CO DA YOLO NARC ENF TEAM	\$9.95 \$238.88 \$99.53 \$646.97



State of California
ASSET FORFEITURE REPORT - 2002

Table 3

Admin. Number	Docket Number	Amount Forfeited	Date Disbursed	Recipient	Amount Disbursed
02157	SPD-98-81793	\$3,269.60	11/10/2002	CDA GENERAL FUND SACRAMENTO CO DA SACRAMENTO PD	\$32.70 \$784.70 \$326.96 \$2,125.24
02160	NHPF12362502	\$556.33	11/10/2002	CDA CHP-NORTH SACRAMENTO GENERAL FUND SACRAMENTO CO DA	\$5.56 \$361.62 \$133.52 \$55.63
02161	SSD-02-60205	\$1,624.33	11/10/2002	CDA GENERAL FUND SACRAMENTO CO DA SACRAMENTO CO SO SACRAMENTO HUMAN	\$16.24 \$389.84 \$162.43 \$844.66 \$211.16
02162	SSD-02-58522	\$1,841.33	11/10/2002	CDA GENERAL FUND SACRAMENTO CO DA SACRAMENTO CO SO SACRAMENTO HUMAN	\$18.41 \$441.92 \$184.13 \$957.50 \$239.37
02163	SSD-02-53408	\$1,774.33	11/10/2002	CDA GENERAL FUND SACRAMENTO CO DA SACRAMENTO CO SO	\$17.74 \$425.84 \$177.43 \$1,153.32
02164	SSD 02-51003	\$1,456.33	11/10/2002	CDA GENERAL FUND SACRAMENTO CO DA SACRAMENTO CO SO SACRAMENTO HUMAN	\$14.56 \$349.52 \$145.63 \$851.96 \$94.66
02165	SSD 02-49298	\$843.33	11/10/2002	CDA GENERAL FUND SACRAMENTO CO DA SACRAMENTO CO SO	\$8.43 \$202.40 \$84.33 \$548.17
02166	SSD-02-9013	\$906.33	11/10/2002	CDA GENERAL FUND	\$9.06 \$217.52



State of California
ASSET FORFEITURE REPORT - 2002

Table 3

Admin. Number	Docket Number	Amount Forfeited	Date Disbursed	Recipient	Amount Disbursed
02167	SPD-02-62414	\$422.33	11/10/2002	SACRAMENTO CO DA	\$90.63
				SACRAMENTO CO SO	\$589.12
				CDAA	\$4.22
				GENERAL FUND	\$101.36
02168	SPD-02-61223	\$1,856.33	11/10/2002	SACRAMENTO CO DA	\$42.23
				SACRAMENTO PD	\$274.52
				CDAA	\$18.56
				GENERAL FUND	\$445.52
02169	SPD-02-44224	\$1,864.33	11/10/2002	SACRAMENTO CO DA	\$185.63
				SACRAMENTO PD	\$1,206.62
				CDAA	\$18.64
				GENERAL FUND	\$447.44
02170	SPD-02-22275	\$800.33	11/10/2002	SACRAMENTO CO DA	\$186.43
				SACRAMENTO PD	\$1,211.82
				CDAA	\$8.00
				GENERAL FUND	\$192.08
02171	SPD-02-41960	\$976.33	11/10/2002	SACRAMENTO CO DA	\$80.03
				SACRAMENTO PD	\$520.22
				CDAA	\$9.76
				GENERAL FUND	\$234.32
02172	SPD-02-44957	\$408.33	11/10/2002	SACRAMENTO CO DA	\$97.63
				SACRAMENTO PD	\$634.62
				CDAA	\$4.11
				GENERAL FUND	\$98.72
02173	SSD-02-60244	\$427.33	11/10/2002	SACRAMENTO CO DA	\$41.13
				SACRAMENTO PD	\$264.37
				CDAA	\$4.27
				GENERAL FUND	\$102.56
02174	SSD-02-57953	\$989.33	11/10/2002	SACRAMENTO CO DA	\$42.73
				SACRAMENTO CO SO	\$277.77
				CDAA	\$9.89
				GENERAL FUND	\$237.44
				SACRAMENTO CO DA	\$98.93



State of California
ASSET FORFEITURE REPORT - 2002

Table 3

Admin. Number	Docket Number	Amount Forfeited	Date Disbursed	Recipient	Amount Disbursed
02175	SSD-02-53620	\$1,142.33	11/10/2002	SACRAMENTO CO SO	\$643.07
				CDAA	\$11.42
				GENERAL FUND	\$274.16
				SACRAMENTO CO DA	\$114.23
				SACRAMENTO CO SO	\$742.52
02176	SSD-02-50986	\$761.58	11/10/2002	CDAA	\$7.62
				GENERAL FUND	\$182.78
				SACRAMENTO CO DA	\$76.16
				SACRAMENTO CO SO	\$495.02
02178	SSD-02-60958	\$670.10	11/10/2002	CDAA	\$6.70
				GENERAL FUND	\$160.82
				SACRAMENTO CO DA	\$67.01
				SACRAMENTO CO SO	\$435.57
02179	SSD-02-62180	\$6,814.00	11/10/2002	CDAA	\$68.14
				GENERAL FUND	\$1,635.36
				SACRAMENTO CO DA	\$681.40
				SACRAMENTO CO SO	\$4,429.10
02180	SSD-02-9013	\$469.00	11/10/2002	CDAA	\$4.69
				GENERAL FUND	\$112.56
				SACRAMENTO CO DA	\$46.90
				SACRAMENTO CO SO	\$304.85
02181	GPD2002-2189	\$6,012.66	12/10/2002	CDAA	\$60.13
				GALT PD	\$3,908.22
				GENERAL FUND	\$1,443.04
				SACRAMENTO CO DA	\$601.27
02182	NHPF14822502	\$706.33	12/10/2002	CDAA	\$7.06
				CHP-NORTH SACRAMENTO	\$459.12
				GENERAL FUND	\$169.52
				SACRAMENTO CO DA	\$70.63
02185	SSD-02-68259	\$2,036.33	11/10/2002	CDAA	\$20.36
				GENERAL FUND	\$488.72
				SACRAMENTO CO DA	\$203.63
				SACRAMENTO CO SO	\$1,323.62



State of California
ASSET FORFEITURE REPORT - 2002

Table 3

Admin. Number	Docket Number	Amount Forfeited	Date Disbursed	Recipient	Amount Disbursed
02186	SSD-02-64391	\$382.33	12/10/2002	CDAA	\$3.82
				GENERAL FUND	\$91.76
				SACRAMENTO CO DA	\$38.23
				SACRAMENTO CO SO	\$248.52
02187	SSD-02-67989	\$608.33	12/10/2002	CDAA	\$6.08
				GENERAL FUND	\$146.00
				SACRAMENTO CO DA	\$60.83
				SACRAMENTO CO SO	\$395.42
02190	SSD-02-47268	\$1,015.33	12/10/2002	CDAA	\$10.15
				GENERAL FUND	\$243.68
				SACRAMENTO CO DA	\$101.53
				SACRAMENTO CO SO	\$659.97
02191	SSD-02-46221	\$1,794.33	12/10/2002	CDAA	\$17.94
				GENERAL FUND	\$430.64
				SACRAMENTO CO DA	\$179.43
				SACRAMENTO CO SO	\$1,166.32
02192	SSD-02-27766	\$1,220.33	12/10/2002	CDAA	\$12.20
				GENERAL FUND	\$292.88
				SACRAMENTO CO DA	\$122.03
				SACRAMENTO CO SO	\$793.22
02197	SPD-02-61274	\$1,806.33	12/10/2002	CDAA	\$18.06
				GENERAL FUND	\$433.52
				SACRAMENTO CO DA	\$180.63
				SACRAMENTO PD	\$1,174.12
02198	SPD-02-59964	\$1,036.33	12/10/2002	CDAA	\$10.36
				GENERAL FUND	\$248.72
				SACRAMENTO CO DA	\$103.63
				SACRAMENTO PD	\$673.62
02200	SHPF12212520	\$1,916.33	12/10/2002	CDAA	\$19.16
				CHP-SOUTH SACRAMENTO	\$1,245.62
				GENERAL FUND	\$459.92
				SACRAMENTO CO DA	\$191.63



State of California
ASSET FORFEITURE REPORT - 2002

Table 3

Admin. Number	Docket Number	Amount Forfeited	Date Disbursed	Recipient	Amount Disbursed
02203	SHP200225208	\$918.33	12/10/2002	CDAA	\$9.18
				CHP-SOUTH SACRAMENTO	\$596.92
				GENERAL FUND	\$220.40
				SACRAMENTO CO DA	\$91.83
02204	SPD-02-53662	\$732.33	12/10/2002	CDAA	\$7.32
				GENERAL FUND	\$175.76
				SACRAMENTO CO DA	\$73.23
				SACRAMENTO PD	\$476.02
02206	SPD-02-67694	\$1,084.33	12/10/2002	CDAA	\$10.84
				GENERAL FUND	\$260.24
				SACRAMENTO CO DA	\$108.43
				SACRAMENTO PD	\$704.82
02208	P02-152-OC	\$746.33	12/10/2002	CDAA	\$7.46
				GENERAL FUND	\$179.12
				PLACER CO SIU	\$485.12
				SACRAMENTO CO DA	\$74.63
02209	F16062502NHP	\$728.33	12/10/2002	CDAA	\$7.28
				CHP-NORTH SACRAMENTO	\$473.42
				GENERAL FUND	\$174.80
				SACRAMENTO CO DA	\$72.83
98337A	SPD-98-81793	\$1,575.00	09/10/2002	CDAA	\$15.75
				GENERAL FUND	\$378.00
				SACRAMENTO CO DA	\$157.50
				SACRAMENTO PD	\$1,023.75
99095	FPD-99-1467	\$33,736.64	08/10/2002	CDAA	\$337.36
				FOLSOM PD	\$21,929.10
				GENERAL FUND	\$8,096.60
				SACRAMENTO CO DA	\$3,373.58
Total for Sacramento County:					\$603,978.65



State of California
ASSET FORFEITURE REPORT - 2002

Table 3

Admin. Number	Docket Number	Amount Forfeited	Date Disbursed	Recipient	Amount Disbursed
SAN BERNARDINO					
200021		\$21,025.99	07/30/2002		
				CDAA	\$210.26
				GENERAL FUND	\$5,046.23
				SAN BERNARDINO CO DA	\$2,102.60
				SAN BERNARDINO CO SO	\$12,300.21
				SAN BERNARDINO PROB	\$1,366.69
200042		\$951.99	05/24/2002		
				CDAA	\$9.52
				GENERAL FUND	\$228.48
				SAN BERNARDINO CO DA	\$95.20
				SAN BERNARDINO PD	\$618.79
200067		\$105.96	05/10/2002		
				CDAA	\$1.06
				GENERAL FUND	\$25.43
				SAN BERNARDINO CO DA	\$10.60
				SAN BERNARDINO PD	\$68.87
200080		\$39,718.00	03/12/2002		
				CDAA	\$397.18
				GENERAL FUND	\$9,532.32
				LOS ANGELES CO SO	\$25,816.70
				SAN BERNARDINO CO DA	\$3,971.80
200093		\$17,418.37	09/27/2002		
				CDAA	\$174.19
				GENERAL FUND	\$4,180.41
				SAN BERNARDINO CO DA	\$1,741.84
				SAN BERNARDINO PD	\$11,321.93
200098		\$4,872.20	05/24/2002		
				CDAA	\$48.72
				GENERAL FUND	\$1,169.33
				SAN BERNARDINO CO DA	\$487.22
				SAN BERNARDINO PD	\$3,166.93
200105		\$2,740.53	05/10/2002		
				CDAA	\$27.41
				GENERAL FUND	\$657.72
				SAN BERNARDINO CO DA	\$274.06
				SAN BERNARDINO PD	\$1,781.34
200121		\$1,301.41	02/14/2002		
				CDAA	\$13.02
				GENERAL FUND	\$312.34
				SAN BERNARDINO CO DA	\$130.14



State of California
ASSET FORFEITURE REPORT - 2002

Table 3

Admin. Number	Docket Number	Amount Forfeited	Date Disbursed	Recipient	Amount Disbursed
200123		\$19,169.78	04/24/2002	SAN BERNARDINO PD	\$845.91
				ADELANTO PD	\$934.53
				BARSTOW PD	\$1,869.05
				CDAA	\$191.70
				CHP-BARSTOW #1	\$3,115.09
				GENERAL FUND	\$4,600.75
				REDLANDS PD	\$934.53
				SAN BERNARDINO CO DA	\$1,916.98
				SAN BERNARDINO CO SO	\$5,607.15
200126		\$14,397.16	09/27/2002	CDAA	\$143.97
				GENERAL FUND	\$3,455.32
				SAN BERNARDINO CO DA	\$1,439.72
				SAN BERNARDINO PD	\$9,358.15
200148		\$3,495.24	05/24/2002	CDAA	\$34.96
				GENERAL FUND	\$838.85
				SAN BERNARDINO CO DA	\$349.52
				SAN BERNARDINO PD	\$2,271.91
200154		\$1,162.74	07/11/2002	CDAA	\$11.63
				GENERAL FUND	\$279.06
				SAN BERNARDINO CO DA	\$116.27
				SAN BERNARDINO PD	\$755.78
200167		\$1,279.68	05/24/2002	CDAA	\$12.80
				GENERAL FUND	\$307.13
				SAN BERNARDINO CO DA	\$127.96
				SAN BERNARDINO PD	\$831.79
200171		\$1,817.84	01/23/2002	CDAA	\$18.18
				COLTON PD	\$177.24
				FONTANA PD	\$354.48
				GENERAL FUND	\$436.28
				RIALTO PD	\$177.24
				SAN BERNARDINO CO DA	\$181.78
				SAN BERNARDINO CO SO	\$354.48
				SAN BERNARDINO PROB	\$118.16
200172		\$2,497.53	05/10/2002	CDAA	\$24.98



State of California
ASSET FORFEITURE REPORT - 2002

Table 3

Admin. Number	Docket Number	Amount Forfeited	Date Disbursed	Recipient	Amount Disbursed
				GENERAL FUND	\$599.41
				SAN BERNARDINO CO DA	\$249.75
				SAN BERNARDINO PD	\$1,623.39
200182		\$10,454.67	06/21/2002		
				CDA A	\$104.55
				GENERAL FUND	\$2,509.12
				SAN BERNARDINO CO DA	\$1,045.47
				SAN BERNARDINO CO SO	\$6,795.53
200194		\$7,101.41	03/25/2002		
				BARSTOW PD	\$865.48
				CDA A	\$71.02
				CHP-BARSTOW #1	\$1,153.98
				GENERAL FUND	\$1,704.34
				REDLANDS PD	\$432.74
				SAN BERNARDINO CO DA	\$710.14
				SAN BERNARDINO CO SO	\$2,163.71
200195		\$2,418.88	02/14/2002		
				CDA A	\$24.19
				GENERAL FUND	\$580.53
				SAN BERNARDINO CO DA	\$241.89
				SAN BERNARDINO PD	\$1,572.27
200199		\$3,010.40	02/14/2002		
				CDA A	\$30.10
				GENERAL FUND	\$722.50
				SAN BERNARDINO CO DA	\$301.04
				SAN BERNARDINO PD	\$1,956.76
200201		\$1,880.36	05/24/2002		
				CDA A	\$18.80
				GENERAL FUND	\$451.29
				SAN BERNARDINO CO DA	\$188.04
				SAN BERNARDINO PD	\$1,222.23
200202		\$1,316.23	06/18/2002		
				CDA A	\$13.16
				GENERAL FUND	\$315.90
				SAN BERNARDINO CO DA	\$131.62
				SAN BERNARDINO PD	\$855.55
200203		\$13,524.22	02/21/2002		
				BARSTOW PD	\$2,268.01
				CDA A	\$135.24
				GENERAL FUND	\$3,245.82
				SAN BERNARDINO CO DA	\$1,352.43



State of California
ASSET FORFEITURE REPORT - 2002

Table 3

Admin. Number	Docket Number	Amount Forfeited	Date Disbursed	Recipient	Amount Disbursed
200209		\$19,511.20	09/27/2002	SAN BERNARDINO CO SO	\$5,643.65
				SAN BERNARDINO PROB	\$879.07
				CDA A	\$195.11
				GENERAL FUND	\$4,682.69
				REDLANDS PD	\$5,707.03
				SAN BERNARDINO CO DA	\$1,951.12
				SAN BERNARDINO CO SO	\$5,707.03
200213		\$3,370.30	03/07/2002	SAN BERNARDINO PROB	\$1,268.22
				BARSTOW PD	\$492.91
				CDA A	\$33.70
				GENERAL FUND	\$808.87
				SAN BERNARDINO CO DA	\$337.03
				SAN BERNARDINO CO SO	\$1,478.72
				SAN BERNARDINO PROB	\$219.07
200218		\$2,119.56	03/07/2002	CDA A	\$21.20
				GENERAL FUND	\$508.69
				SAN BERNARDINO CO DA	\$211.96
				SAN BERNARDINO CO SO	\$1,377.71
200228		\$21,916.03	06/18/2002	CDA A	\$219.17
				GENERAL FUND	\$5,259.85
				SAN BERNARDINO CO DA	\$2,191.60
				SAN BERNARDINO PD	\$14,245.41
200229		\$6,154.62	09/27/2002	CDA A	\$61.55
				GENERAL FUND	\$1,477.11
				SAN BERNARDINO CO DA	\$615.46
				SAN BERNARDINO PD	\$4,000.50
200230		\$79,559.17	10/24/2002	ALCOHOL BEV. CONTROL	\$1,939.26
				CDA A	\$795.60
				GENERAL FUND	\$19,094.20
				REDLANDS PD	\$1,939.26
				RIVERSIDE CO SO	\$1,939.26
				SAN BERNARDINO CO DA	\$7,955.91
				SAN BERNARDINO CO SO	\$31,028.05
				SAN BERNARDINO PD	\$1,939.26
				TF IRNET	\$12,928.37



State of California
ASSET FORFEITURE REPORT - 2002

Table 3

Admin. Number	Docket Number	Amount Forfeited	Date Disbursed	Recipient	Amount Disbursed
201002		\$2,795.03	06/18/2002	CDA GENERAL FUND SAN BERNARDINO CO DA SAN BERNARDINO PD	\$27.95 \$670.81 \$279.50 \$1,816.77
201003		\$2,582.00	04/16/2002	ADELANTO PD CDA GENERAL FUND SAN BERNARDINO CO DA	\$1,678.30 \$25.82 \$619.68 \$258.20
201004		\$1,198.20	05/24/2002	CDA GENERAL FUND SAN BERNARDINO CO DA SAN BERNARDINO PD	\$11.98 \$287.57 \$119.82 \$778.83
201010		\$882.29	03/07/2002	CDA GENERAL FUND ORANGE CO SO SAN BERNARDINO CO DA	\$8.82 \$211.75 \$573.49 \$88.23
201015		\$383.00	07/11/2002	CDA GENERAL FUND SAN BERNARDINO CO DA SAN BERNARDINO PD	\$3.83 \$91.92 \$38.30 \$248.95
201018		\$2,456.99	01/23/2002	BARSTOW PD CDA GENERAL FUND SAN BERNARDINO CO DA SAN BERNARDINO CO SO	\$199.63 \$24.57 \$589.68 \$245.70 \$1,397.41
201020		\$3,735.25	03/07/2002	BARSTOW PD CDA GENERAL FUND SAN BERNARDINO CO DA SAN BERNARDINO CO SO SAN BERNARDINO PROB	\$546.28 \$37.35 \$896.46 \$373.53 \$1,638.84 \$242.79
201023		\$6,443.81	02/04/2002	CDA FONTANA PD	\$64.43 \$4,188.48



State of California
ASSET FORFEITURE REPORT - 2002

Table 3

Admin. Number	Docket Number	Amount Forfeited	Date Disbursed	Recipient	Amount Disbursed
201024		\$15,973.90	02/14/2002	GENERAL FUND	\$1,546.51
				SAN BERNARDINO CO DA	\$644.39
201025		\$3,192.37	01/24/2002	CDA A	\$159.74
				GENERAL FUND	\$3,833.74
				SAN BERNARDINO CO DA	\$1,597.39
				SAN BERNARDINO PD	\$10,383.03
201027		\$3,093.29	02/14/2002	CDA A	\$31.92
				GENERAL FUND	\$766.17
				SAN BERNARDINO CO DA	\$319.24
				SAN BERNARDINO PD	\$2,075.04
201036		\$4,962.00	02/05/2002	CDA A	\$30.93
				GENERAL FUND	\$742.39
				SAN BERNARDINO CO DA	\$309.33
				SAN BERNARDINO PD	\$2,010.64
				CHINO PD	\$161.27
201040		\$1,837.73	06/18/2002	DOJ-BNE RIVERSIDE	\$1,128.86
				GENERAL FUND	\$1,190.88
				ONTARIO PD	\$1,935.17
				SAN BERNARDINO CO DA	\$496.20
				CDA A	\$18.38
				GENERAL FUND	\$441.06
201043		\$2,062.90	06/24/2002	SAN BERNARDINO CO DA	\$183.77
				SAN BERNARDINO PD	\$1,194.52
				CDA A	\$20.63
				GENERAL FUND	\$495.10
201045		\$894.82	06/18/2002	SAN BERNARDINO CO DA	\$206.29
				SAN BERNARDINO PD	\$1,340.88
				CDA A	\$8.95
				GENERAL FUND	\$214.76
201047		\$3,233.41	02/05/2002	SAN BERNARDINO CO DA	\$89.48
				SAN BERNARDINO PD	\$581.63
				CDA A	\$32.33
				GENERAL FUND	\$214.76



State of California
ASSET FORFEITURE REPORT - 2002

Table 3

Admin. Number	Docket Number	Amount Forfeited	Date Disbursed	Recipient	Amount Disbursed
				GENERAL FUND	\$776.02
				LOS ANGELES PD	\$700.57
				ONTARIO PD	\$700.58
				SAN BERNARDINO CO DA	\$323.34
				SAN BERNARDINO CO SO	\$700.57
201050		\$686.00	01/28/2002		
				CDAA	\$6.86
				FONTANA PD	\$445.90
				GENERAL FUND	\$164.64
				SAN BERNARDINO CO DA	\$68.60
201054		\$1,001.30	03/29/2002		
				CDAA	\$10.01
				FONTANA PD	\$650.85
				GENERAL FUND	\$240.31
				SAN BERNARDINO CO DA	\$100.13
201055		\$1,313.40	03/07/2002		
				CDAA	\$13.13
				GENERAL FUND	\$315.22
				SAN BERNARDINO CO DA	\$131.34
				SAN BERNARDINO CO SO	\$853.71
201056		\$2,742.70	08/26/2002		
				CDAA	\$27.42
				GENERAL FUND	\$658.25
				SAN BERNARDINO CO DA	\$274.27
				SAN BERNARDINO PD	\$1,782.76
201057		\$1,930.88	06/21/2002		
				CDAA	\$19.31
				GENERAL FUND	\$463.41
				REDLANDS PD	\$564.78
				SAN BERNARDINO CO DA	\$193.09
				SAN BERNARDINO CO SO	\$564.78
				SAN BERNARDINO PROB	\$125.51
201058		\$10,071.21	01/24/2002		
				CDAA	\$100.71
				GENERAL FUND	\$2,417.09
				SAN BERNARDINO CO DA	\$1,007.12
				SAN BERNARDINO PD	\$6,546.29
201061		\$3,974.18	04/24/2002		
				CDAA	\$39.75
				GENERAL FUND	\$953.80
				SAN BERNARDINO CO DA	\$397.42



State of California
ASSET FORFEITURE REPORT - 2002

Table 3

Admin. Number	Docket Number	Amount Forfeited	Date Disbursed	Recipient	Amount Disbursed
201062		\$2,422.31	08/08/2002	SAN BERNARDINO CO SO	\$2,583.21
				CDAA	\$24.23
				GENERAL FUND	\$581.35
				SAN BERNARDINO CO DA	\$242.23
				SAN BERNARDINO PD	\$1,574.50
201065		\$30,217.04	01/24/2002	CDAA	\$302.17
				GENERAL FUND	\$7,252.09
				SAN BERNARDINO CO DA	\$3,021.70
				SAN BERNARDINO PD	\$19,641.08
201067		\$819.81	08/26/2002	CDAA	\$8.20
				GENERAL FUND	\$196.75
				SAN BERNARDINO CO DA	\$81.98
				SAN BERNARDINO PD	\$532.88
201068		\$10,968.22	04/24/2002	BARSTOW PD	\$1,604.10
				CDAA	\$109.68
				GENERAL FUND	\$2,632.37
				SAN BERNARDINO CO DA	\$1,096.83
				SAN BERNARDINO CO SO	\$4,812.31
				SAN BERNARDINO PROB	\$712.93
201072		\$1,152.20	03/05/2002	CDAA	\$11.53
				FONTANA PD	\$748.93
				GENERAL FUND	\$276.52
				SAN BERNARDINO CO DA	\$115.22
201074		\$6,797.63	04/10/2002	CDAA	\$67.98
				CHP-BARSTOW #1	\$1,104.62
				GENERAL FUND	\$1,631.43
				SAN BERNARDINO CO DA	\$679.76
				SAN BERNARDINO CO SO	\$3,313.84
201077		\$2,960.38	03/25/2002	CDAA	\$29.60
				GENERAL FUND	\$710.49
				REDLANDS PD	\$865.91
				SAN BERNARDINO CO DA	\$296.04
				SAN BERNARDINO CO SO	\$865.91
				SAN BERNARDINO PROB	\$192.43



State of California
ASSET FORFEITURE REPORT - 2002

Table 3

Admin. Number	Docket Number	Amount Forfeited	Date Disbursed	Recipient	Amount Disbursed
201078		\$7,996.00	07/15/2002		
				CDA A	\$79.96
				GENERAL FUND	\$1,919.04
				LOS ANGELES CO SO	\$5,197.40
				SAN BERNARDINO CO DA	\$799.60
201080		\$6,429.82	03/26/2002		
				CDA A	\$64.30
				GENERAL FUND	\$1,543.16
				REDLANDS PD	\$1,880.72
				SAN BERNARDINO CO DA	\$642.98
				SAN BERNARDINO CO SO	\$1,880.72
				SAN BERNARDINO PROB	\$417.94
201081		\$8,486.08	07/18/2002		
				CDA A	\$84.86
				GENERAL FUND	\$2,036.66
				MONTCLAIR PD	\$5,515.95
				SAN BERNARDINO CO DA	\$848.61
201082		\$12,384.78	08/19/2002		
				CDA A	\$123.85
				DOJ-BNE RIVERSIDE	\$805.01
				GENERAL FUND	\$2,972.35
				ONTARIO PD	\$6,440.08
				SAN BERNARDINO CO DA	\$1,238.48
				UPLAND PD	\$805.01
201083		\$4,605.44	09/23/2002		
				ALCOHOL BEV. CONTROL	\$112.26
				CDA A	\$46.05
				CHP-BARSTOW #1	\$112.26
				GENERAL FUND	\$1,105.31
				REDLANDS PD	\$112.26
				SAN BERNARDINO CO DA	\$460.54
				SAN BERNARDINO CO SO	\$1,796.12
				SAN BERNARDINO PD	\$112.26
				TF IRNET	\$748.38
201084		\$36,553.16	06/03/2002		
				CDA A	\$365.53
				GENERAL FUND	\$8,772.76
				REDLANDS PD	\$10,691.80
				SAN BERNARDINO CO DA	\$3,655.32
				SAN BERNARDINO CO SO	\$10,691.79
				SAN BERNARDINO PROB	\$2,375.96



State of California
ASSET FORFEITURE REPORT - 2002

Table 3

Admin. Number	Docket Number	Amount Forfeited	Date Disbursed	Recipient	Amount Disbursed
201085		\$972.00	01/24/2002	CDA GENERAL FUND SAN BERNARDINO CO DA SAN BERNARDINO PD	\$9.72 \$233.28 \$97.20 \$631.80
201086		\$34,982.48	10/16/2002	BARSTOW PD CDA GENERAL FUND SAN BERNARDINO CO DA SAN BERNARDINO CO SO SAN BERNARDINO PROB	\$5,116.19 \$349.82 \$8,395.80 \$3,498.25 \$15,348.56 \$2,273.86
201088		\$5,540.18	01/24/2002	CDA GENERAL FUND SAN BERNARDINO CO DA SAN BERNARDINO PD	\$55.40 \$1,329.64 \$554.02 \$3,601.12
201089		\$738.50	04/16/2002	ADELANTO PD CDA GENERAL FUND SAN BERNARDINO CO DA	\$480.02 \$7.39 \$177.24 \$73.85
201090		\$7,893.73	01/23/2002	BARSTOW PD CDA GENERAL FUND SAN BERNARDINO CO DA SAN BERNARDINO CO SO	\$513.09 \$78.94 \$1,894.50 \$789.37 \$4,617.83
201091		\$3,573.06	04/10/2002	BARSTOW PD CDA CHP-BARSTOW #1 GENERAL FUND REDLANDS PD SAN BERNARDINO CO DA SAN BERNARDINO CO SO	\$435.47 \$35.73 \$580.62 \$857.53 \$217.73 \$357.31 \$1,088.67
201092		\$7,062.41	10/10/2002	CDA FULLERTON PD GENERAL FUND SAN BERNARDINO CO DA	\$70.62 \$4,590.57 \$1,694.98 \$706.24



State of California
ASSET FORFEITURE REPORT - 2002

Table 3

Admin. Number	Docket Number	Amount Forfeited	Date Disbursed	Recipient	Amount Disbursed
201093		\$2,322.15	06/03/2002		
				CDA A	\$23.22
				GENERAL FUND	\$557.32
				REDLANDS PD	\$679.23
				SAN BERNARDINO CO DA	\$232.22
				SAN BERNARDINO CO SO	\$679.22
				SAN BERNARDINO PROB	\$150.94
201095		\$2,927.19	06/24/2002		
				CDA A	\$29.27
				GENERAL FUND	\$702.53
				SAN BERNARDINO CO DA	\$292.72
				SAN BERNARDINO PD	\$1,902.67
201096		\$1,591.35	02/14/2002		
				CDA A	\$15.91
				GENERAL FUND	\$381.92
				SAN BERNARDINO CO DA	\$159.14
				SAN BERNARDINO PD	\$1,034.38
201097		\$1,153.67	02/14/2002		
				CDA A	\$11.54
				GENERAL FUND	\$276.88
				SAN BERNARDINO CO DA	\$115.37
				SAN BERNARDINO PD	\$749.88
201100		\$2,157.08	01/23/2002		
				CDA A	\$21.57
				GENERAL FUND	\$517.70
				RIALTO PD	\$630.95
				SAN BERNARDINO CO DA	\$215.71
				SAN BERNARDINO CO SO	\$630.94
				SAN BERNARDINO PROB	\$140.21
201105		\$2,477.60	04/15/2002		
				CDA A	\$24.78
				FONTANA PD	\$1,610.44
				GENERAL FUND	\$594.62
				SAN BERNARDINO CO DA	\$247.76
201106		\$3,240.56	02/14/2002		
				CDA A	\$32.41
				GENERAL FUND	\$777.73
				SAN BERNARDINO CO DA	\$324.06
				SAN BERNARDINO PD	\$2,106.36
201107		\$3,480.50	09/27/2002		
				CDA A	\$34.81



State of California
ASSET FORFEITURE REPORT - 2002

Table 3

Admin. Number	Docket Number	Amount Forfeited	Date Disbursed	Recipient	Amount Disbursed
				GENERAL FUND	\$835.32
				SAN BERNARDINO CO DA	\$348.05
				SAN BERNARDINO PD	\$2,262.32
201108		\$1,639.23	06/03/2002		
				BARSTOW PD	\$239.74
				CDAA	\$16.39
				GENERAL FUND	\$393.42
				SAN BERNARDINO CO DA	\$163.92
				SAN BERNARDINO CO SO	\$719.21
				SAN BERNARDINO PROB	\$106.55
201109		\$10,536.59	03/07/2002		
				CDAA	\$105.37
				CHP-BARSTOW #1	\$1,712.20
				GENERAL FUND	\$2,528.78
				SAN BERNARDINO CO DA	\$1,053.66
				SAN BERNARDINO CO SO	\$5,136.58
201110		\$20,691.25	01/23/2002		
				CDAA	\$206.91
				CHP-BARSTOW #1	\$3,362.33
				GENERAL FUND	\$4,965.90
				SAN BERNARDINO CO DA	\$2,069.13
				SAN BERNARDINO CO SO	\$10,086.98
201113		\$3,396.67	03/25/2002		
				CDAA	\$33.97
				GENERAL FUND	\$815.20
				RIALTO PD	\$993.52
				SAN BERNARDINO CO DA	\$339.67
				SAN BERNARDINO CO SO	\$993.53
				SAN BERNARDINO PROB	\$220.78
201114		\$4,498.94	06/03/2002		
				BARSTOW PD	\$292.43
				CDAA	\$44.99
				GENERAL FUND	\$1,079.75
				SAN BERNARDINO CO DA	\$449.89
				SAN BERNARDINO CO SO	\$2,631.88
201115		\$18,801.85	03/07/2002		
				CDAA	\$188.02
				GENERAL FUND	\$4,512.44
				SAN BERNARDINO CO DA	\$1,880.19
				SAN BERNARDINO CO SO	\$12,221.20



State of California
ASSET FORFEITURE REPORT - 2002

Table 3

Admin. Number	Docket Number	Amount Forfeited	Date Disbursed	Recipient	Amount Disbursed
201116		\$1,946.51	06/21/2002	BARSTOW PD	\$284.68
				CDAA	\$19.47
				GENERAL FUND	\$467.16
				SAN BERNARDINO CO DA	\$194.65
				SAN BERNARDINO CO SO	\$854.03
				SAN BERNARDINO PROB	\$126.52
201120		\$20,743.95	07/11/2002	CDAA	\$207.44
				GENERAL FUND	\$4,978.55
				SAN BERNARDINO CO DA	\$2,074.40
				SAN BERNARDINO PD	\$13,483.56
201122		\$2,337.40	12/13/2002	CDAA	\$23.37
				FONTANA PD	\$1,519.33
				GENERAL FUND	\$560.96
				SAN BERNARDINO CO DA	\$233.74
201124		\$836.87	07/26/2002	CDAA	\$8.37
				GENERAL FUND	\$200.84
				SAN BERNARDINO CO DA	\$83.69
				SAN BERNARDINO PD	\$543.97
201126		\$880.54	10/11/2002	CDAA	\$8.81
				GENERAL FUND	\$211.33
				SAN BERNARDINO CO DA	\$88.05
				SAN BERNARDINO PD	\$572.35
201129		\$8,362.12	07/30/2002	CDAA	\$83.62
				GENERAL FUND	\$2,006.91
				SAN BERNARDINO CO DA	\$836.22
				SAN BERNARDINO CO SO	\$5,435.37
201130		\$2,112.42	08/20/2002	CDAA	\$21.12
				GENERAL FUND	\$506.98
				SAN BERNARDINO CO DA	\$211.24
				SAN BERNARDINO CO SO	\$1,373.08
201133		\$1,258.42	03/25/2002	CDAA	\$12.58
				GENERAL FUND	\$302.02
				SAN BERNARDINO CO DA	\$125.84



State of California
ASSET FORFEITURE REPORT - 2002

Table 3

Admin. Number	Docket Number	Amount Forfeited	Date Disbursed	Recipient	Amount Disbursed
201134		\$1,252.89	02/14/2002	SAN BERNARDINO CO SO	\$817.98
				CDAA	\$12.53
				GENERAL FUND	\$300.69
				SAN BERNARDINO CO DA	\$125.29
				SAN BERNARDINO PD	\$814.38
201136		\$4,465.02	10/03/2002	CDAA	\$44.65
				GENERAL FUND	\$1,071.60
				SAN BERNARDINO CO DA	\$446.50
				SAN BERNARDINO CO SO	\$2,902.27
201137		\$1,592.73	08/19/2002	CDAA	\$15.93
				GENERAL FUND	\$382.26
				SAN BERNARDINO CO DA	\$159.27
				SAN BERNARDINO CO SO	\$931.74
				SAN BERNARDINO PROB	\$103.53
201138		\$31,305.24	08/20/2002	CDAA	\$313.05
				GENERAL FUND	\$7,513.26
				SAN BERNARDINO CO DA	\$3,130.52
				SAN BERNARDINO CO SO	\$20,348.41
201140		\$3,499.38	03/25/2002	BARSTOW PD	\$227.46
				CDAA	\$35.00
				GENERAL FUND	\$839.85
				SAN BERNARDINO CO DA	\$349.94
				SAN BERNARDINO CO SO	\$2,047.13
201142		\$12,562.98	08/20/2002	CDAA	\$125.63
				CHP-SAN BERNARDINO AD	\$2,041.48
				GENERAL FUND	\$3,015.12
				SAN BERNARDINO CO DA	\$1,256.30
				SAN BERNARDINO CO SO	\$6,124.45
201143		\$8,026.88	12/26/2002	CDAA	\$80.27
				GENERAL FUND	\$1,926.45
				SAN BERNARDINO CO DA	\$802.69
				SAN BERNARDINO CO SO	\$5,217.47
201146		\$2,658.82	10/11/2002	CDAA	\$26.59



State of California
ASSET FORFEITURE REPORT - 2002

Table 3

Admin. Number	Docket Number	Amount Forfeited	Date Disbursed	Recipient	Amount Disbursed
				GENERAL FUND	\$638.12
				SAN BERNARDINO CO DA	\$265.88
201147		\$15,949.36	08/20/2002	SAN BERNARDINO PD	\$1,728.23
				CDA A	\$159.49
				GENERAL FUND	\$3,827.85
				SAN BERNARDINO CO DA	\$1,594.94
201153		\$4,382.38	09/20/2002	SAN BERNARDINO CO SO	\$10,367.08
				CDA A	\$43.82
				GENERAL FUND	\$1,051.77
				SAN BERNARDINO CO DA	\$438.24
201154		\$10,013.54	07/23/2002	SAN BERNARDINO CO SO	\$2,848.55
				CDA A	\$100.14
				GENERAL FUND	\$2,403.25
				SAN BERNARDINO CO DA	\$1,001.35
201155		\$2,844.88	03/26/2002	SAN BERNARDINO PD	\$6,508.80
				CDA A	\$28.45
				CHP-BARSTOW #1	\$462.29
				GENERAL FUND	\$682.77
				SAN BERNARDINO CO DA	\$284.49
201156		\$3,130.89	07/30/2002	SAN BERNARDINO CO SO	\$1,386.88
				CDA A	\$31.31
				GENERAL FUND	\$751.41
				RIALTO PD	\$915.79
				SAN BERNARDINO CO DA	\$313.09
				SAN BERNARDINO CO SO	\$915.78
201159		\$3,157.50	12/02/2002	SAN BERNARDINO PROB	\$203.51
				CDA A	\$31.57
				GENERAL FUND	\$757.80
				SAN BERNARDINO CO DA	\$315.75
201160		\$4,420.00	03/05/2002	SAN BERNARDINO WESTNET	\$2,052.38
				BEAUMONT PD	\$220.89
				CA ALCOHOL BEV CONTROL	\$220.89
				CDA A	\$44.20
				CORONA PD	\$220.89



State of California
ASSET FORFEITURE REPORT - 2002

Table 3

Admin. Number	Docket Number	Amount Forfeited	Date Disbursed	Recipient	Amount Disbursed
				DOJ-BNE RIVERSIDE	\$481.08
				GENERAL FUND	\$1,060.80
				HEMET PD	\$220.89
				MONTCLAIR PD	\$201.90
				PALM SPRINGS PD	\$220.89
				RIVERSIDE CO SO	\$220.89
				RIVERSIDE PD	\$662.78
				SAN BERNARDINO CO DA	\$442.00
				UPLAND PD	\$201.90
201161		\$299,765.06	06/07/2002		
				ALCOHOL BEV. CONTROL	\$3,653.39
				CDAA	\$2,997.66
				GENERAL FUND	\$71,943.61
				MILWAUKEE SHERIFF DEPT	\$97,423.64
				REDLANDS PD	\$3,653.39
				RIVERSIDE CO SO	\$3,653.39
				SAN BERNARDINO CO DA	\$29,976.51
				SAN BERNARDINO CO SO	\$58,454.17
				SAN BERNARDINO PD	\$3,653.39
				TF IRNET	\$24,355.91
201164		\$986.78	08/26/2002		
				CDAA	\$9.87
				GENERAL FUND	\$236.83
				SAN BERNARDINO CO DA	\$98.68
				SAN BERNARDINO PD	\$641.40
201165		\$1,316.50	09/27/2002		
				CDAA	\$13.17
				GENERAL FUND	\$315.96
				SAN BERNARDINO CO DA	\$131.65
				SAN BERNARDINO PD	\$855.72
201166		\$926.50	08/08/2002		
				CDAA	\$9.27
				GENERAL FUND	\$222.36
				SAN BERNARDINO CO DA	\$92.65
				SAN BERNARDINO PD	\$602.22
201168		\$2,243.48	06/25/2002		
				CDAA	\$22.43
				GENERAL FUND	\$538.44
				SAN BERNARDINO CO DA	\$224.35
				SAN BERNARDINO PD	\$1,458.26



State of California
ASSET FORFEITURE REPORT - 2002

Table 3

Admin. Number	Docket Number	Amount Forfeited	Date Disbursed	Recipient	Amount Disbursed
201169		\$8,082.71	12/19/2002		
				CDA A	\$80.83
				GENERAL FUND	\$1,939.85
				LA IMPACT	\$5,253.76
				SAN BERNARDINO CO DA	\$808.27
201170		\$2,396.50	09/27/2002		
				CDA A	\$23.97
				GENERAL FUND	\$575.16
				SAN BERNARDINO CO DA	\$239.65
				SAN BERNARDINO PD	\$1,557.72
201171		\$14,115.01	08/08/2002		
				CDA A	\$141.15
				GENERAL FUND	\$3,387.60
				SAN BERNARDINO CO DA	\$1,411.50
				SAN BERNARDINO PD	\$9,174.76
201173		\$2,047.57	07/30/2002		
				BARSTOW PD	\$190.05
				CDA A	\$20.48
				GENERAL FUND	\$491.42
				SAN BERNARDINO CO DA	\$204.76
				SAN BERNARDINO CO SO	\$1,140.86
201174		\$49,092.35	06/07/2002		
				ALCOHOL BEV. CONTROL	\$1,196.62
				CDA A	\$490.93
				GENERAL FUND	\$11,782.16
				REDLANDS PD	\$1,196.62
				RIVERSIDE CO SO	\$1,196.62
				SAN BERNARDINO CO DA	\$4,909.24
				SAN BERNARDINO CO SO	\$19,146.03
				SAN BERNARDINO PD	\$1,196.62
				TF IRNET	\$7,977.51
201175		\$13,303.56	02/14/2002		
				CDA A	\$133.04
				GENERAL FUND	\$3,192.85
				SAN BERNARDINO CO DA	\$1,330.36
				SAN BERNARDINO PD	\$8,647.31
201176		\$1,885.96	12/26/2002		
				CDA A	\$18.86
				GENERAL FUND	\$452.63
				SAN BERNARDINO CO DA	\$188.60
				SAN BERNARDINO CO SO	\$122.59



State of California
ASSET FORFEITURE REPORT - 2002

Table 3

Admin. Number	Docket Number	Amount Forfeited	Date Disbursed	Recipient	Amount Disbursed
201177		\$1,035.03	02/05/2002	VICTORVILLE PD	\$1,103.28
				CDA A	\$10.35
				GENERAL FUND	\$248.41
				ONTARIO PD	\$605.50
				SAN BERNARDINO CO DA	\$103.50
				UPLAND PD	\$67.27
201180		\$993.96	10/16/2002	CDA A	\$9.94
				GENERAL FUND	\$238.55
				HIGHLAND PD	\$581.46
				SAN BERNARDINO CO DA	\$99.40
				SAN BERNARDINO CO SO	\$64.61
201182		\$1,034.82	05/15/2002	CDA A	\$10.35
				GENERAL FUND	\$248.36
				SAN BERNARDINO CO DA	\$103.47
				SAN BERNARDINO WESTNET	\$672.64
201183		\$1,632.91	03/04/2002	CDA A	\$16.33
				CHINO PD	\$1,061.38
				GENERAL FUND	\$391.90
				SAN BERNARDINO CO DA	\$163.30
201184		\$2,500.44	09/20/2002	CDA A	\$25.00
				GENERAL FUND	\$600.11
				REDLANDS PD	\$731.38
				SAN BERNARDINO CO DA	\$250.04
				SAN BERNARDINO CO SO	\$731.38
				SAN BERNARDINO PROB	\$162.53
201185		\$968.85	08/26/2002	CDA A	\$9.69
				GENERAL FUND	\$232.52
				SAN BERNARDINO CO DA	\$96.89
				SAN BERNARDINO PD	\$629.75
201187		\$5,223.69	10/16/2002	CDA A	\$52.24
				GENERAL FUND	\$1,253.69
				SAN BERNARDINO CO DA	\$522.37
				SAN BERNARDINO CO SO	\$3,395.39



State of California
ASSET FORFEITURE REPORT - 2002

Table 3

Admin. Number	Docket Number	Amount Forfeited	Date Disbursed	Recipient	Amount Disbursed
201190		\$1,443.80	03/08/2002		
				CDAA	\$14.44
				FONTANA PD	\$938.47
				GENERAL FUND	\$346.51
				SAN BERNARDINO CO DA	\$144.38
201191		\$1,449.28	10/03/2002		
				CDAA	\$14.49
				GENERAL FUND	\$347.83
				RANCHO CUCAMONGA PD	\$157.32
				SAN BERNARDINO CO DA	\$144.93
				SAN BERNARDINO CO SO	\$784.71
201192		\$956.46	10/16/2002		
				CDAA	\$9.56
				GENERAL FUND	\$229.55
				RANCHO CUCAMONGA PD	\$103.82
				SAN BERNARDINO CO DA	\$95.65
				SAN BERNARDINO CO SO	\$517.88
201194		\$1,284.56	02/22/2002		
				CDAA	\$12.85
				GENERAL FUND	\$308.29
				SAN BERNARDINO CO DA	\$128.46
				SAN BERNARDINO WESTNET	\$834.96
201195		\$1,463.54	08/26/2002		
				CDAA	\$14.64
				GENERAL FUND	\$351.25
				SAN BERNARDINO CO DA	\$146.35
				SAN BERNARDINO PD	\$951.30
201196		\$22,995.03	12/26/2002		
				CDAA	\$229.95
				GENERAL FUND	\$5,518.81
				SAN BERNARDINO CO DA	\$2,299.51
				SAN BERNARDINO CO SO	\$1,494.68
				VICTORVILLE PD	\$13,452.08
201199		\$5,609.00	05/24/2002		
				CDAA	\$56.09
				GENERAL FUND	\$1,346.16
				SAN BERNARDINO CO DA	\$560.90
				SAN BERNARDINO PD	\$3,645.85
201201		\$12,860.28	05/24/2002		
				CDAA	\$128.60
				GENERAL FUND	\$3,086.47



State of California
ASSET FORFEITURE REPORT - 2002

Table 3

Admin. Number	Docket Number	Amount Forfeited	Date Disbursed	Recipient	Amount Disbursed
201202		\$1,248.25	05/24/2002	SAN BERNARDINO CO DA	\$1,286.03
				SAN BERNARDINO PD	\$8,359.18
				CDAA	\$12.48
				GENERAL FUND	\$299.58
				SAN BERNARDINO CO DA	\$124.83
201204		\$4,392.38	05/24/2002	SAN BERNARDINO PD	\$811.36
				CDAA	\$43.92
				GENERAL FUND	\$1,054.17
				SAN BERNARDINO CO DA	\$439.24
				SAN BERNARDINO PD	\$2,855.05
201205		\$1,849.50	10/04/2002	ALCOHOL BEV. CONTROL	\$45.08
				CDAA	\$18.50
				GENERAL FUND	\$443.88
				REDLANDS PD	\$45.08
				RIVERSIDE CO SO	\$45.08
				SAN BERNARDINO CO DA	\$184.95
				SAN BERNARDINO CO SO	\$631.15
				SAN BERNARDINO PD	\$45.08
				TF HIFCA	\$90.16
				TF IRNET	\$300.54
				201206	
COLTON PD	\$850.78				
GENERAL FUND	\$1,570.67				
RIALTO PD	\$1,701.56				
SAN BERNARDINO CO DA	\$654.44				
SAN BERNARDINO CO SO	\$1,701.55				
201207		\$2,899.30	09/06/2002		
				GENERAL FUND	\$695.83
				SAN BERNARDINO CO DA	\$289.93
				SAN BERNARDINO CO SO	\$1,884.55
201208		\$47,860.90	10/03/2002	CDAA	\$478.61
				GENERAL FUND	\$11,486.62
				HIGHLAND PD	\$27,998.62
				SAN BERNARDINO CO DA	\$4,786.09
				SAN BERNARDINO CO SO	\$3,110.96



State of California
ASSET FORFEITURE REPORT - 2002

Table 3

Admin. Number	Docket Number	Amount Forfeited	Date Disbursed	Recipient	Amount Disbursed
201209		\$10,661.29	08/19/2002		
				CDA A	\$106.61
				GENERAL FUND	\$2,558.71
				SAN BERNARDINO CO DA	\$1,066.13
				SAN BERNARDINO CO SO	\$6,929.84
201210		\$1,992.11	08/20/2002		
				CDA A	\$19.92
				GENERAL FUND	\$478.11
				SAN BERNARDINO CO DA	\$199.21
				SAN BERNARDINO CO SO	\$1,294.87
201211		\$23,695.88	10/03/2002		
				CDA A	\$236.96
				CHP-BARSTOW #1	\$3,850.58
				GENERAL FUND	\$5,687.01
				SAN BERNARDINO CO DA	\$2,369.59
				SAN BERNARDINO CO SO	\$11,551.74
201212		\$890.60	10/16/2002		
				CDA A	\$8.91
				GENERAL FUND	\$213.74
				SAN BERNARDINO CO DA	\$89.06
				SAN BERNARDINO CO SO	\$578.89
201214		\$1,548.98	06/03/2002		
				CDA A	\$15.49
				GENERAL FUND	\$371.76
				SAN BERNARDINO CO DA	\$154.90
				SAN BERNARDINO CO SO	\$1,006.83
201215		\$188,651.12	07/30/2002		
				CDA A	\$1,886.51
				GENERAL FUND	\$45,276.27
				REDLANDS PD	\$61,311.62
				SAN BERNARDINO CO DA	\$18,865.11
				SAN BERNARDINO CO SO	\$61,311.61
201217		\$976.57	12/12/2002		
				CDA A	\$9.77
				GENERAL FUND	\$234.38
				REDLANDS PD	\$317.38
				SAN BERNARDINO CO DA	\$97.66
				SAN BERNARDINO CO SO	\$317.38
201219		\$2,638.72	06/24/2002		
				CDA A	\$26.39
				GENERAL FUND	\$633.29



State of California
ASSET FORFEITURE REPORT - 2002

Table 3

Admin. Number	Docket Number	Amount Forfeited	Date Disbursed	Recipient	Amount Disbursed
				ONTARIO PD	\$1,543.65
				SAN BERNARDINO CO DA	\$263.87
				UPLAND PD	\$171.52
201220		\$3,278.62	05/29/2002		
				CDA A	\$32.79
				GENERAL FUND	\$786.87
				LA DEPT OF AIRPORT	\$471.83
				ONTARIO PD	\$1,187.44
				SAN BERNARDINO CO DA	\$327.86
				SAN BERNARDINO CO SO	\$471.83
201221		\$648.66	03/25/2002		
				CDA A	\$6.49
				GENERAL FUND	\$155.68
				RANCHO CUCAMONGA PD	\$379.46
				SAN BERNARDINO CO DA	\$64.87
				SAN BERNARDINO CO SO	\$42.16
201222		\$1,577.59	01/23/2002		
				BARSTOW PD	\$922.89
				CDA A	\$15.78
				GENERAL FUND	\$378.62
				SAN BERNARDINO CO DA	\$157.76
				SAN BERNARDINO CO SO	\$102.54
201224		\$13,558.22	01/23/2002		
				CDA A	\$135.58
				CHP-BARSTOW #1	\$2,203.21
				GENERAL FUND	\$3,253.97
				SAN BERNARDINO CO DA	\$1,355.82
				SAN BERNARDINO CO SO	\$6,609.64
201227		\$11,513.35	04/03/2002		
				CDA A	\$115.13
				CHP-BARSTOW #1	\$1,870.92
				GENERAL FUND	\$2,763.20
				SAN BERNARDINO CO DA	\$1,151.34
				SAN BERNARDINO CO SO	\$5,612.76
201230		\$15,418.79	06/13/2002		
				CDA A	\$154.19
				GENERAL FUND	\$3,700.51
				SAN BERNARDINO CO DA	\$1,541.88
				SAN BERNARDINO PD	\$10,022.21
201232		\$2,021.34	10/24/2002		
				CDA A	\$20.21



State of California
ASSET FORFEITURE REPORT - 2002

Table 3

Admin. Number	Docket Number	Amount Forfeited	Date Disbursed	Recipient	Amount Disbursed
				GENERAL FUND	\$485.12
				REDLANDS PD	\$656.94
				SAN BERNARDINO CO DA	\$202.13
				SAN BERNARDINO CO SO	\$656.94
201234		\$13,505.39	10/24/2002		
				CDAA	\$135.06
				GENERAL FUND	\$3,241.29
				SAN BERNARDINO CO DA	\$1,350.54
				SAN BERNARDINO CO SO	\$8,778.50
201235		\$2,915.76	10/03/2002		
				CDAA	\$29.16
				GENERAL FUND	\$699.78
				SAN BERNARDINO CO DA	\$291.58
				SAN BERNARDINO CO SO	\$1,895.24
201236		\$1,487.41	07/26/2002		
				CDAA	\$14.87
				GENERAL FUND	\$356.98
				SAN BERNARDINO CO DA	\$148.74
				SAN BERNARDINO PD	\$966.82
201238		\$1,815.12	07/26/2002		
				CDAA	\$18.15
				GENERAL FUND	\$435.63
				SAN BERNARDINO CO DA	\$181.51
				SAN BERNARDINO PD	\$1,179.83
201239		\$10,941.00	06/13/2002		
				CDAA	\$109.41
				GENERAL FUND	\$2,625.84
				SAN BERNARDINO CO DA	\$1,094.10
				SAN BERNARDINO PD	\$7,111.65
201240		\$13,880.86	06/18/2002		
				CDAA	\$138.80
				GENERAL FUND	\$3,331.41
				SAN BERNARDINO CO DA	\$1,388.09
				SAN BERNARDINO PD	\$9,022.56
201241		\$2,535.00	06/18/2002		
				CDAA	\$25.35
				GENERAL FUND	\$608.40
				SAN BERNARDINO CO DA	\$253.50
				SAN BERNARDINO PD	\$1,647.75
201242		\$5,512.09	07/23/2002		
				CDAA	\$55.13



State of California
ASSET FORFEITURE REPORT - 2002

Table 3

Admin. Number	Docket Number	Amount Forfeited	Date Disbursed	Recipient	Amount Disbursed
				GENERAL FUND	\$1,322.90
				SAN BERNARDINO CO DA	\$551.21
				SAN BERNARDINO PD	\$3,582.85
201245		\$1,494.78	03/26/2002		
				CDA A	\$14.95
				GENERAL FUND	\$358.75
				REDLANDS PD	\$485.80
				SAN BERNARDINO CO DA	\$149.48
				SAN BERNARDINO CO SO	\$485.80
201247		\$1,136.20	05/29/2002		
				CDA A	\$11.36
				FONTANA PD	\$738.53
				GENERAL FUND	\$272.69
				SAN BERNARDINO CO DA	\$113.62
201248		\$5,768.30	03/29/2002		
				CDA A	\$57.68
				FONTANA PD	\$3,749.40
				GENERAL FUND	\$1,384.39
				SAN BERNARDINO CO DA	\$576.83
202001		\$10,530.50	03/08/2002		
				CDA A	\$105.31
				FONTANA PD	\$6,844.81
				GENERAL FUND	\$2,527.33
				SAN BERNARDINO CO DA	\$1,053.05
202004		\$3,368.63	08/20/2002		
				CDA A	\$33.69
				GENERAL FUND	\$808.47
				SAN BERNARDINO CO DA	\$336.86
				SAN BERNARDINO CO SO	\$2,189.61
202006		\$2,939.16	07/30/2002		
				CDA A	\$29.39
				GENERAL FUND	\$705.40
				SAN BERNARDINO CO DA	\$293.92
				SAN BERNARDINO CO SO	\$1,910.45
202007		\$9,416.43	06/03/2002		
				CDA A	\$94.17
				GENERAL FUND	\$2,259.94
				SAN BERNARDINO CO DA	\$941.64
				SAN BERNARDINO CO SO	\$6,120.68
202008		\$12,201.67	03/26/2002		
				CDA A	\$122.02



State of California
ASSET FORFEITURE REPORT - 2002

Table 3

Admin. Number	Docket Number	Amount Forfeited	Date Disbursed	Recipient	Amount Disbursed
				GENERAL FUND	\$2,928.40
				REDLANDS PD	\$3,965.54
				SAN BERNARDINO CO DA	\$1,220.17
				SAN BERNARDINO CO SO	\$3,965.54
202010		\$4,655.99	04/24/2002		
				CDA A	\$46.56
				CHP-BARSTOW #1	\$756.60
				GENERAL FUND	\$1,117.44
				SAN BERNARDINO CO DA	\$465.60
				SAN BERNARDINO CO SO	\$2,269.79
202012		\$2,298.23	06/24/2002		
				CDA A	\$22.98
				GENERAL FUND	\$551.58
				SAN BERNARDINO CO DA	\$229.82
				SAN BERNARDINO PD	\$1,493.85
202013		\$3,168.32	07/26/2002		
				CDA A	\$31.68
				GENERAL FUND	\$760.40
				SAN BERNARDINO CO DA	\$316.83
				SAN BERNARDINO PD	\$2,059.41
202014		\$961.44	06/24/2002		
				CDA A	\$9.61
				GENERAL FUND	\$230.75
				SAN BERNARDINO CO DA	\$96.14
				SAN BERNARDINO PD	\$624.94
202017		\$8,914.18	12/26/2002		
				CDA A	\$89.14
				GENERAL FUND	\$2,139.40
				SAN BERNARDINO CO DA	\$891.42
				SAN BERNARDINO CO SO	\$5,794.22
202020		\$954.90	05/20/2002		
				CDA A	\$9.55
				FONTANA PD	\$620.67
				GENERAL FUND	\$229.19
				SAN BERNARDINO CO DA	\$95.49
202021		\$1,747.81	06/24/2002		
				CDA A	\$17.48
				GENERAL FUND	\$419.47
				SAN BERNARDINO CO DA	\$174.78
				SAN BERNARDINO PD	\$1,136.08



State of California
ASSET FORFEITURE REPORT - 2002

Table 3

Admin. Number	Docket Number	Amount Forfeited	Date Disbursed	Recipient	Amount Disbursed
202022		\$2,953.92	05/03/2002		
				CDA A	\$29.54
				GENERAL FUND	\$708.94
				LA IMPACT	\$1,920.05
				SAN BERNARDINO CO DA	\$295.39
202026		\$2,925.82	06/03/2002		
				CDA A	\$29.26
				CHINO PD	\$1,711.60
				GENERAL FUND	\$702.20
				SAN BERNARDINO CO DA	\$292.58
				SAN BERNARDINO CO SO	\$190.18
202028		\$3,448.70	05/29/2002		
				CDA A	\$34.49
				FONTANA PD	\$2,241.66
				GENERAL FUND	\$827.68
				SAN BERNARDINO CO DA	\$344.87
202034		\$1,105.76	07/09/2002		
				CDA A	\$11.06
				GENERAL FUND	\$265.38
				ONTARIO PD	\$575.00
				SAN BERNARDINO CO DA	\$110.58
				UPLAND PD	\$143.74
202035		\$16,461.07	05/09/2002		
				CDA A	\$164.61
				COLTON PD	\$10,699.70
				GENERAL FUND	\$3,950.66
				SAN BERNARDINO CO DA	\$1,646.10
202037		\$34,544.36	06/03/2002		
				CDA A	\$345.44
				GENERAL FUND	\$8,290.65
				SAN BERNARDINO CO DA	\$3,454.44
				SAN BERNARDINO CO SO	\$22,453.83
202038		\$6,600.67	06/03/2002		
				CDA A	\$66.00
				GENERAL FUND	\$1,584.16
				SAN BERNARDINO CO DA	\$660.07
				SAN BERNARDINO CO SO	\$4,290.44
202041		\$2,671.57	06/10/2002		
				ALCOHOL BEV. CONTROL	\$59.20
				CDA A	\$26.72
				GENERAL FUND	\$641.18



State of California
ASSET FORFEITURE REPORT - 2002

Table 3

Admin. Number	Docket Number	Amount Forfeited	Date Disbursed	Recipient	Amount Disbursed
				REDLANDS PD	\$59.20
				RIVERSIDE CO SO	\$59.20
				SAN BERNARDINO CO DA	\$267.16
				SAN BERNARDINO CO SO	\$1,065.58
				SAN BERNARDINO PD	\$59.20
				TF IRNET	\$434.13
202047		\$13,351.30	12/13/2002		
				CDAA	\$133.51
				FONTANA PD	\$8,678.35
				GENERAL FUND	\$3,204.31
				SAN BERNARDINO CO DA	\$1,335.13
202049		\$10,339.70	06/07/2002		
				CDAA	\$103.40
				FONTANA PD	\$6,720.80
				GENERAL FUND	\$2,481.53
				SAN BERNARDINO CO DA	\$1,033.97
202051		\$9,679.00	08/21/2002		
				CDAA	\$96.79
				CHP-ONTARIO	\$314.57
				GENERAL FUND	\$2,322.96
				LOS ANGELES CO SO	\$5,976.78
				SAN BERNARDINO CO DA	\$967.90
202052		\$4,514.86	08/19/2002		
				CDAA	\$45.15
				CHINO PD	\$146.73
				GENERAL FUND	\$1,083.57
				ONTARIO PD	\$2,230.34
				SAN BERNARDINO CO DA	\$451.49
				UPLAND PD	\$557.58
202055		\$1,136.09	06/20/2002		
				CDAA	\$11.36
				GENERAL FUND	\$272.66
				REDLANDS PD	\$369.23
				SAN BERNARDINO CO DA	\$113.61
				SAN BERNARDINO CO SO	\$369.23
202057		\$5,630.41	09/27/2002		
				CDAA	\$56.30
				GENERAL FUND	\$1,351.30
				SAN BERNARDINO CO DA	\$563.04
				SAN BERNARDINO PD	\$3,659.77



State of California
ASSET FORFEITURE REPORT - 2002

Table 3

Admin. Number	Docket Number	Amount Forfeited	Date Disbursed	Recipient	Amount Disbursed
202058		\$2,635.88	10/11/2002		
				CDA A	\$26.36
				GENERAL FUND	\$632.61
				SAN BERNARDINO CO DA	\$263.59
				SAN BERNARDINO PD	\$1,713.32
202059		\$2,741.90	06/24/2002		
				CDA A	\$27.42
				GENERAL FUND	\$658.06
				SAN BERNARDINO CO DA	\$274.19
				SAN BERNARDINO PD	\$1,782.23
202060		\$1,524.34	06/24/2002		
				CDA A	\$15.24
				GENERAL FUND	\$365.84
				SAN BERNARDINO CO DA	\$152.44
				SAN BERNARDINO PD	\$990.82
202065		\$2,445.97	12/26/2002		
				CDA A	\$24.46
				GENERAL FUND	\$587.03
				SAN BERNARDINO CO DA	\$244.60
				SAN BERNARDINO CO SO	\$1,589.88
202068		\$1,148.26	08/26/2002		
				CDA A	\$11.48
				GENERAL FUND	\$275.58
				SAN BERNARDINO CO DA	\$114.83
				SAN BERNARDINO PD	\$746.37
202070		\$845.60	07/23/2002		
				CDA A	\$8.46
				GENERAL FUND	\$202.94
				SAN BERNARDINO CO DA	\$84.56
				SAN BERNARDINO PD	\$549.64
202071		\$1,182.18	07/23/2002		
				CDA A	\$11.82
				GENERAL FUND	\$283.72
				SAN BERNARDINO CO DA	\$118.22
				SAN BERNARDINO PD	\$768.42
202073		\$27,264.84	07/30/2002		
				CDA A	\$272.65
				GENERAL FUND	\$6,543.56
				SAN BERNARDINO CO DA	\$2,726.48
				SAN BERNARDINO CO SO	\$17,722.15



State of California
ASSET FORFEITURE REPORT - 2002

Table 3

Admin. Number	Docket Number	Amount Forfeited	Date Disbursed	Recipient	Amount Disbursed
202075		\$19,390.28	08/20/2002		
				CDA A	\$193.90
				GENERAL FUND	\$4,653.67
				SAN BERNARDINO CO DA	\$1,939.03
				SAN BERNARDINO CO SO	\$12,603.68
202076		\$8,575.60	07/26/2002		
				CDA A	\$85.76
				GENERAL FUND	\$2,058.14
				SAN BERNARDINO CO DA	\$857.56
				SAN BERNARDINO PD	\$5,574.14
202079		\$2,657.00	12/18/2002		
				CDA A	\$26.57
				GENERAL FUND	\$637.68
				LA IMPACT	\$1,727.05
				SAN BERNARDINO CO DA	\$265.70
202080		\$10,032.54	11/20/2002		
				CDA A	\$100.33
				GENERAL FUND	\$2,407.81
				ONTARIO PD	\$4,890.86
				PASADENA PD	\$652.12
				SAN BERNARDINO CO DA	\$1,003.25
				UPLAND PD	\$978.17
202081		\$13,011.78	07/26/2002		
				CDA A	\$130.12
				GENERAL FUND	\$3,122.83
				SAN BERNARDINO CO DA	\$1,301.18
				SAN BERNARDINO PD	\$8,457.65
202082		\$2,555.16	07/26/2002		
				CDA A	\$25.55
				GENERAL FUND	\$613.24
				SAN BERNARDINO CO DA	\$255.52
				SAN BERNARDINO PD	\$1,660.85
202083		\$830.68	11/20/2002		
				CDA A	\$8.31
				GENERAL FUND	\$199.36
				ONTARIO PD	\$431.95
				SAN BERNARDINO CO DA	\$83.07
				UPLAND PD	\$107.99
202084		\$4,077.84	12/26/2002		
				CDA A	\$40.78
				GENERAL FUND	\$978.68



State of California
ASSET FORFEITURE REPORT - 2002

Table 3

Admin. Number	Docket Number	Amount Forfeited	Date Disbursed	Recipient	Amount Disbursed
202086		\$1,199.60	09/16/2002	SAN BERNARDINO CO DA	\$407.78
				SAN BERNARDINO CO SO	\$2,650.60
				CDA A	\$11.99
				FONTANA PD	\$779.74
				GENERAL FUND	\$287.91
202087		\$56,160.70	08/20/2002	SAN BERNARDINO CO DA	\$119.96
				CDA A	\$561.61
				GENERAL FUND	\$13,478.57
				SAN BERNARDINO CO DA	\$5,616.07
				SAN BERNARDINO CO SO	\$36,504.45
202088		\$992.63	10/24/2002	CDA A	\$9.93
				FONTANA PD	\$580.69
				GENERAL FUND	\$238.23
				SAN BERNARDINO CO DA	\$99.26
				SAN BERNARDINO CO SO	\$64.52
202089		\$3,384.56	10/11/2002	CDA A	\$33.85
				GENERAL FUND	\$812.29
				SAN BERNARDINO CO DA	\$338.46
				SAN BERNARDINO PD	\$2,199.96
				ALCOHOL BEV. CONTROL	\$3,632.94
202091		\$171,400.25	08/27/2002	CDA A	\$1,714.00
				GENERAL FUND	\$41,136.06
				REDLANDS PD	\$3,632.94
				RIVERSIDE CO SO	\$3,632.94
				SAN BERNARDINO CO DA	\$17,140.03
				SAN BERNARDINO CO SO	\$65,392.92
				SAN BERNARDINO PD	\$3,632.94
				TF IRNET	\$27,852.54
				UPLAND PD	\$3,632.94
				CDA A	\$9.54
				GENERAL FUND	\$228.85
SAN BERNARDINO CO DA	\$95.36				
202092		\$953.56	10/11/2002	SAN BERNARDINO PD	\$619.81
				CDA A	\$126.66
202094		\$12,665.60	09/05/2002		



State of California
ASSET FORFEITURE REPORT - 2002

Table 3

Admin. Number	Docket Number	Amount Forfeited	Date Disbursed	Recipient	Amount Disbursed
				GENERAL FUND	\$3,039.74
				SAN BERNARDINO CO DA	\$1,266.56
				SAN BERNARDINO PD	\$8,232.64
202095		\$15,078.11	09/05/2002		
				CDA A	\$150.78
				GENERAL FUND	\$3,618.75
				SAN BERNARDINO CO DA	\$1,507.81
				SAN BERNARDINO PD	\$9,800.77
202096		\$15,994.70	09/05/2002		
				CDA A	\$159.95
				GENERAL FUND	\$3,838.73
				SAN BERNARDINO CO DA	\$1,599.47
				SAN BERNARDINO PD	\$10,396.55
202102		\$29,971.80	08/20/2002		
				CDA A	\$299.72
				GENERAL FUND	\$7,193.23
				SAN BERNARDINO CO DA	\$2,997.18
				SAN BERNARDINO CO SO	\$19,481.67
202103		\$9,725.30	09/16/2002		
				CDA A	\$97.25
				FONTANA PD	\$6,321.44
				GENERAL FUND	\$2,334.08
				SAN BERNARDINO CO DA	\$972.53
202108		\$21,388.61	09/06/2002		
				CDA A	\$213.89
				CHP-BARSTOW #1	\$3,475.65
				GENERAL FUND	\$5,133.27
				SAN BERNARDINO CO DA	\$2,138.86
				SAN BERNARDINO CO SO	\$10,426.94
202111		\$5,498.37	10/03/2002		
				CDA A	\$54.98
				GENERAL FUND	\$1,319.61
				SAN BERNARDINO CO DA	\$549.84
				SAN BERNARDINO CO SO	\$3,573.94
202112		\$2,967.07	09/20/2002		
				CDA A	\$29.67
				COLTON PD	\$275.40
				GENERAL FUND	\$712.10
				RIALTO PD	\$551.19
				SAN BERNARDINO CO DA	\$296.71
				SAN BERNARDINO CO SO	\$1,102.00



State of California
ASSET FORFEITURE REPORT - 2002

Table 3

Admin. Number	Docket Number	Amount Forfeited	Date Disbursed	Recipient	Amount Disbursed
202116		\$1,150.10	10/04/2002		
				CDA A	\$11.50
				FONTANA PD	\$747.57
				GENERAL FUND	\$276.02
				SAN BERNARDINO CO DA	\$115.01
202117		\$60,442.93	11/20/2002		
				CDA A	\$604.43
				GENERAL FUND	\$14,506.30
				ONTARIO PD	\$31,430.33
				SAN BERNARDINO CO DA	\$6,044.29
				UPLAND PD	\$7,857.58
202118		\$1,869.16	11/20/2002		
				CDA A	\$18.69
				GENERAL FUND	\$448.60
				ONTARIO PD	\$1,214.95
				SAN BERNARDINO CO DA	\$186.92
202119		\$1,115.10	10/11/2002		
				CDA A	\$11.15
				FONTANA PD	\$724.81
				GENERAL FUND	\$267.63
				SAN BERNARDINO CO DA	\$111.51
202128		\$21,094.16	09/20/2002		
				CDA A	\$210.94
				GENERAL FUND	\$5,062.60
				SAN BERNARDINO CO DA	\$2,109.42
				SAN BERNARDINO CO SO	\$13,711.20
202129		\$45,232.69	10/16/2002		
				CDA A	\$452.33
				GENERAL FUND	\$10,855.85
				SAN BERNARDINO CO DA	\$4,523.27
				SAN BERNARDINO CO SO	\$29,401.24
202134		\$30,068.07	10/16/2002		
				CDA A	\$300.68
				GENERAL FUND	\$7,216.34
				SAN BERNARDINO CO DA	\$3,006.81
				SAN BERNARDINO CO SO	\$19,544.24
202136		\$21,706.70	11/27/2002		
				CDA A	\$217.07
				GENERAL FUND	\$5,209.61
				ONTARIO PD	\$14,109.35
				SAN BERNARDINO CO DA	\$2,170.67



State of California
ASSET FORFEITURE REPORT - 2002

Table 3

Admin. Number	Docket Number	Amount Forfeited	Date Disbursed	Recipient	Amount Disbursed
202140		\$1,748.89	10/24/2002	CDA COLTON PD GENERAL FUND RIALTO PD SAN BERNARDINO CO DA SAN BERNARDINO CO SO	\$17.49 \$162.33 \$419.73 \$324.89 \$174.89 \$649.56
202142		\$8,686.63	11/20/2002	CDA GENERAL FUND ONTARIO PD SAN BERNARDINO CO DA	\$86.87 \$2,084.79 \$5,646.31 \$868.66
202143		\$14,195.93	10/16/2002	ALCOHOL BEV. CONTROL CDA GENERAL FUND REDLANDS PD RIVERSIDE CO SO SAN BERNARDINO CO DA SAN BERNARDINO CO SO SAN BERNARDINO PD TF IRNET	\$314.57 \$141.96 \$3,407.02 \$314.57 \$314.57 \$1,419.59 \$5,662.24 \$314.57 \$2,306.84
202146		\$1,863.09	11/20/2002	CDA GENERAL FUND ONTARIO PD SAN BERNARDINO CO DA	\$18.63 \$447.14 \$1,211.01 \$186.31
202151		\$115,963.57	12/26/2002	CDA GENERAL FUND SAN BERNARDINO CO DA SAN BERNARDINO CO SO	\$1,159.64 \$27,831.26 \$11,596.36 \$75,376.31
202162		\$1,947.91	12/12/2002	ALCOHOL BEV. CONTROL CDA GENERAL FUND REDLANDS PD RIVERSIDE CO SO SAN BERNARDINO CO DA SAN BERNARDINO CO SO SAN BERNARDINO PD	\$45.22 \$19.48 \$467.50 \$45.22 \$45.22 \$194.79 \$768.72 \$45.22



State of California
ASSET FORFEITURE REPORT - 2002

Table 3

Admin. Number	Docket Number	Amount Forfeited	Date Disbursed	Recipient	Amount Disbursed
202165		\$5,886.20	12/12/2002	TF IRNET	\$316.54
				CDA A	\$58.86
				GENERAL FUND	\$1,412.69
				SAN BERNARDINO CO DA	\$588.62
				SAN BERNARDINO CO SO	\$3,826.03
202170		\$2,023.03	12/26/2002	CDA A	\$20.23
				CHP-BARSTOW #1	\$328.74
				GENERAL FUND	\$485.53
				SAN BERNARDINO CO DA	\$202.30
				SAN BERNARDINO CO SO	\$986.23
97089		\$1,562.04	12/13/2002	CDA A	\$15.62
				GENERAL FUND	\$374.89
				RIALTO PD	\$1,015.33
				SAN BERNARDINO CO DA	\$156.20
97130		\$104,188.41	07/25/2002	CDA A	\$1,041.88
				GENERAL FUND	\$25,005.22
				RIVERSIDE PD	\$67,722.47
				SAN BERNARDINO CO DA	\$10,418.84
97293		\$2,741.51	10/30/2002	CDA A	\$27.42
				GENERAL FUND	\$657.96
				RIALTO PD	\$1,781.98
				SAN BERNARDINO CO DA	\$274.15
980025		\$25,721.43	02/05/2002	CDA A	\$257.22
				GENERAL FUND	\$6,173.14
				ONTARIO PD	\$6,687.57
				SAN BERNARDINO CO DA	\$2,572.14
				TF WEST CC NET	\$8,359.46
				UPLAND PD	\$1,671.90
980034		\$1,596.85	01/09/2002	CDA A	\$15.97
				GENERAL FUND	\$383.24
				SAN BERNARDINO CO DA	\$159.69
				SAN BERNARDINO PD	\$1,037.95
980055		\$1,088,152.55	12/12/2002	ADELANTO PD	\$70,729.92



State of California
ASSET FORFEITURE REPORT - 2002

Table 3

Admin. Number	Docket Number	Amount Forfeited	Date Disbursed	Recipient	Amount Disbursed
				BARSTOW PD	\$141,459.83
				CDA A	\$10,881.52
				CHP-BARSTOW #1	\$176,824.79
				GENERAL FUND	\$261,156.61
				SAN BERNARDINO CO DA	\$108,815.26
				SAN BERNARDINO CO SO	\$318,284.62
980064		\$8,688.51	01/17/2002		
				CDA A	\$86.88
				GENERAL FUND	\$2,085.25
				SAN BERNARDINO CO DA	\$868.85
				SAN BERNARDINO PD	\$5,647.53
980067		\$373.06	05/10/2002		
				CDA A	\$3.74
				GENERAL FUND	\$89.53
				SAN BERNARDINO CO DA	\$37.31
				SAN BERNARDINO PD	\$242.48
980088		\$33,051.79	06/24/2002		
				CDA A	\$330.52
				DOJ-BNE LOS ANGELES	\$21,483.66
				GENERAL FUND	\$7,932.43
				SAN BERNARDINO CO DA	\$3,305.18
980116		\$1,296.18	05/24/2002		
				CDA A	\$12.96
				GENERAL FUND	\$311.08
				SAN BERNARDINO CO DA	\$129.62
				SAN BERNARDINO PD	\$842.52
980122		\$9,034.03	06/24/2002		
				BARSTOW PD	\$5,872.12
				CDA A	\$90.34
				GENERAL FUND	\$2,168.17
				SAN BERNARDINO CO DA	\$903.40
980129		\$11,774.94	04/19/2002		
				CDA A	\$117.75
				GENERAL FUND	\$2,825.99
				SAN BERNARDINO CO DA	\$1,177.49
				SAN BERNARDINO PD	\$7,653.71
980245		\$100.88	05/10/2002		
				CDA A	\$1.01
				GENERAL FUND	\$24.21
				SAN BERNARDINO CO DA	\$10.09
				SAN BERNARDINO PD	\$65.57



State of California
ASSET FORFEITURE REPORT - 2002

Table 3

Admin. Number	Docket Number	Amount Forfeited	Date Disbursed	Recipient	Amount Disbursed
980299		\$18,034.45	06/21/2002		
				CDA A	\$180.35
				GENERAL FUND	\$4,328.27
				SAN BERNARDINO CO DA	\$1,803.45
				SAN BERNARDINO CO SO	\$10,550.14
				SAN BERNARDINO PROB	\$1,172.24
980306		\$1,221.20	07/26/2002		
				CDA A	\$12.21
				GENERAL FUND	\$293.09
				SAN BERNARDINO CO DA	\$122.12
				SAN BERNARDINO PD	\$793.78
980337		\$3,352.11	06/18/2002		
				CDA A	\$33.53
				GENERAL FUND	\$804.51
				SAN BERNARDINO CO DA	\$335.21
				SAN BERNARDINO PD	\$2,178.86
980347		\$8,413.00	05/17/2002		
				CDA A	\$84.12
				GENERAL FUND	\$2,019.12
				SAN BERNARDINO CO DA	\$841.31
				SAN BERNARDINO PD	\$5,468.45
990003		\$9,522.84	08/26/2002		
				CDA A	\$95.23
				GENERAL FUND	\$2,285.48
				SAN BERNARDINO CO DA	\$952.28
				SAN BERNARDINO PD	\$6,189.85
990007		\$1,218.18	01/24/2002		
				CDA A	\$12.18
				GENERAL FUND	\$292.36
				SAN BERNARDINO CO DA	\$121.82
				SAN BERNARDINO PD	\$791.82
990009		\$14,445.41	09/27/2002		
				CDA A	\$144.46
				GENERAL FUND	\$3,466.90
				SAN BERNARDINO CO DA	\$1,444.54
				SAN BERNARDINO PD	\$9,389.51
990018		\$1,142.36	06/28/2002		
				CDA A	\$11.42
				GENERAL FUND	\$274.17
				SAN BERNARDINO CO DA	\$114.24
				SAN BERNARDINO PD	\$742.53



State of California
ASSET FORFEITURE REPORT - 2002

Table 3

Admin. Number	Docket Number	Amount Forfeited	Date Disbursed	Recipient	Amount Disbursed
990019		\$904.05	05/10/2002		
				CDA A	\$9.04
				GENERAL FUND	\$216.97
				SAN BERNARDINO CO DA	\$90.41
				SAN BERNARDINO PD	\$587.63
990024		\$2,052.40	06/13/2002		
				CDA A	\$20.53
				GENERAL FUND	\$492.58
				SAN BERNARDINO CO DA	\$205.24
				SAN BERNARDINO PD	\$1,334.05
990045		\$46,159.56	05/17/2002		
				CDA A	\$461.61
				GENERAL FUND	\$11,078.29
				SAN BERNARDINO CO DA	\$4,615.96
				SAN BERNARDINO PD	\$30,003.70
990054		\$5,002.27	12/12/2002		
				CDA A	\$50.02
				FONTANA PD	\$418.14
				GENERAL FUND	\$1,200.54
				RIALTO PD	\$418.14
				SAN BERNARDINO CO DA	\$500.23
				SAN BERNARDINO CO SO	\$2,090.05
				SAN BERNARDINO PROB	\$325.15
990091		\$1,800.12	01/24/2002		
				CDA A	\$18.00
				GENERAL FUND	\$432.03
				SAN BERNARDINO CO DA	\$180.01
				SAN BERNARDINO PD	\$1,170.08
990101		\$744.49	05/24/2002		
				CDA A	\$7.44
				GENERAL FUND	\$178.68
				SAN BERNARDINO CO DA	\$74.45
				SAN BERNARDINO PD	\$483.92
990119		\$9,409.03	06/03/2002		
				CDA A	\$94.09
				FONTANA PD	\$786.50
				GENERAL FUND	\$2,258.17
				RIALTO PD	\$786.50
				SAN BERNARDINO CO DA	\$940.90
				SAN BERNARDINO CO SO	\$3,931.28
				SAN BERNARDINO PROB	\$611.59



State of California
ASSET FORFEITURE REPORT - 2002

Table 3

Admin. Number	Docket Number	Amount Forfeited	Date Disbursed	Recipient	Amount Disbursed
990120		\$27,919.46	08/20/2002		
				CDA A	\$279.19
				GENERAL FUND	\$6,700.67
				SAN BERNARDINO CO DA	\$2,791.95
				SAN BERNARDINO CO SO	\$18,147.65
990129		\$5,401.14	01/11/2002		
				CDA A	\$54.01
				GENERAL FUND	\$1,296.27
				SAN BERNARDINO CO DA	\$540.11
				SAN BERNARDINO WESTNET	\$3,510.75
990150		\$5,242.15	05/10/2002		
				CDA A	\$52.42
				GENERAL FUND	\$1,258.11
				SAN BERNARDINO CO DA	\$524.22
				SAN BERNARDINO PD	\$3,407.40
990158		\$14,558.88	10/16/2002		
				BARSTOW PD	\$2,838.98
				CDA A	\$145.59
				GENERAL FUND	\$3,494.13
				SAN BERNARDINO CO DA	\$1,455.89
				SAN BERNARDINO CO SO	\$5,677.96
				SAN BERNARDINO PROB	\$946.33
990190		\$2,581.09	07/23/2002		
				CDA A	\$25.82
				GENERAL FUND	\$619.46
				SAN BERNARDINO CO DA	\$258.11
				SAN BERNARDINO PD	\$1,677.70
990194		\$4,117.98	05/10/2002		
				CDA A	\$41.18
				GENERAL FUND	\$988.32
				SAN BERNARDINO CO DA	\$411.80
				SAN BERNARDINO PD	\$2,676.68
990197		\$18,503.03	07/30/2002		
				CDA A	\$185.04
				GENERAL FUND	\$4,440.72
				SAN BERNARDINO CO DA	\$1,850.30
				SAN BERNARDINO CO SO	\$12,026.97
Total for San Bernardino County:					\$4,113,263.60



State of California
ASSET FORFEITURE REPORT - 2002

Table 3

Admin. Number	Docket Number	Amount Forfeited	Date Disbursed	Recipient	Amount Disbursed
SAN DIEGO					
01-011	GIC 770746	\$7,470.31	06/20/2002	CARLSBAD PD	\$4,855.71
				CDAA	\$74.70
				GENERAL FUND	\$1,792.87
				SAN DIEGO CO DA	\$747.03
01-016		\$1,446.64	03/05/2002	CDAA	\$14.47
				EL CAJON PD	\$940.32
				GENERAL FUND	\$347.19
				SAN DIEGO CO DA	\$144.66
02-002		\$4,021.05	11/01/2002	CA DOJ-BNE SAN DIEGO	\$2,613.68
				CDAA	\$40.21
				GENERAL FUND	\$965.05
				SAN DIEGO CO DA	\$402.11
02-003		\$3,186.29	11/01/2002	CARLSBAD PD	\$2,071.09
				CDAA	\$31.86
				GENERAL FUND	\$764.71
				SAN DIEGO CO DA	\$318.63
02-004		\$2,203.69	08/14/2002	CARLSBAD PD	\$1,432.39
				CDAA	\$22.04
				GENERAL FUND	\$528.89
				SAN DIEGO CO DA	\$220.37
02-005		\$1,782.84	08/14/2002	CARLSBAD PD	\$1,158.85
				CDAA	\$17.83
				GENERAL FUND	\$427.88
				SAN DIEGO CO DA	\$178.28
Total for San Diego County:					\$20,110.82



State of California
ASSET FORFEITURE REPORT - 2002

Table 3

Admin. Number	Docket Number	Amount Forfeited	Date Disbursed	Recipient	Amount Disbursed
SAN FRANCISCO					
00-069		\$10,617.88	01/28/2002		
				CDAA	\$106.18
				GENERAL FUND	\$2,548.29
				SAN FRANCISCO CO DA	\$1,061.79
				SAN FRANCISCO PD	\$6,901.62
00-071		\$1,313.03	06/20/2002		
				CDAA	\$13.13
				GENERAL FUND	\$315.13
				SAN FRANCISCO CO DA	\$131.30
				SAN FRANCISCO PD	\$853.47
00-075		\$674.87	03/22/2002		
				CDAA	\$6.75
				GENERAL FUND	\$161.97
				SAN FRANCISCO CO DA	\$67.49
				SAN FRANCISCO PD	\$438.66
00-076		\$546.66	03/13/2002		
				CDAA	\$5.47
				GENERAL FUND	\$131.20
				SAN FRANCISCO CO DA	\$54.67
				SAN FRANCISCO PD	\$355.32
00-080		\$619.20	09/26/2002		
				CDAA	\$6.19
				GENERAL FUND	\$148.61
				SAN FRANCISCO CO DA	\$61.92
				SAN FRANCISCO PD	\$402.48
00-109		\$779.82	03/22/2002		
				CDAA	\$7.80
				GENERAL FUND	\$187.16
				SAN FRANCISCO CO DA	\$77.98
				SAN FRANCISCO PD	\$506.88
00-126		\$21,369.41	10/03/2002		
				CDAA	\$213.69
				GENERAL FUND	\$5,128.66
				SAN FRANCISCO CO DA	\$2,136.94
				SAN FRANCISCO PD	\$13,890.12
00-154		\$425.10	09/26/2002		
				CDAA	\$4.25
				GENERAL FUND	\$102.02
				SAN FRANCISCO CO DA	\$42.51
				SAN FRANCISCO PD	\$276.32



State of California
ASSET FORFEITURE REPORT - 2002

Table 3

Admin. Number	Docket Number	Amount Forfeited	Date Disbursed	Recipient	Amount Disbursed
00-189		\$940.17	07/10/2002		
				CDAA	\$9.40
				GENERAL FUND	\$225.64
				SAN FRANCISCO CO DA	\$94.02
				SAN FRANCISCO PD	\$611.11
00-204		\$194.65	06/12/2002		
				CDAA	\$1.95
				GENERAL FUND	\$46.72
				SAN FRANCISCO CO DA	\$19.47
				SAN FRANCISCO PD	\$126.51
00-224		\$27,562.61	03/13/2002		
				CDAA	\$275.63
				GENERAL FUND	\$6,615.03
				SAN FRANCISCO CO DA	\$2,756.26
				SAN FRANCISCO PD	\$17,915.69
00-238		\$3,065.60	10/03/2002		
				CDAA	\$30.66
				GENERAL FUND	\$735.74
				SAN FRANCISCO CO DA	\$306.56
				SAN FRANCISCO PD	\$1,992.64
00-239		\$6,497.60	10/03/2002		
				CDAA	\$64.98
				GENERAL FUND	\$1,559.42
				SAN FRANCISCO CO DA	\$649.76
				SAN FRANCISCO PD	\$4,223.44
00-240		\$27,359.57	11/05/2002		
				CA DOJ-BI	\$7,558.08
				CA DOJ-BNE SAN FRANCISCO	\$7,558.09
				CDAA	\$273.60
				GENERAL FUND	\$6,566.30
				SAN FRANCISCO CO DA	\$2,735.96
				SAN FRANCISCO PD	\$2,667.54
00-252		\$592.60	07/10/2002		
				CDAA	\$5.93
				GENERAL FUND	\$142.22
				SAN FRANCISCO CO DA	\$59.26
				SAN FRANCISCO PD	\$385.19
00-256		\$2,197.60	10/03/2002		
				CDAA	\$21.98
				GENERAL FUND	\$527.42
				SAN FRANCISCO CO DA	\$219.76



State of California
ASSET FORFEITURE REPORT - 2002

Table 3

Admin. Number	Docket Number	Amount Forfeited	Date Disbursed	Recipient	Amount Disbursed
00-273		\$1,265.63	09/26/2002	SAN FRANCISCO PD	\$1,428.44
				CDAA	\$12.66
				GENERAL FUND	\$303.75
				SAN FRANCISCO CO DA	\$126.56
00-277		\$11,117.23	04/11/2002	SAN FRANCISCO PD	\$822.66
				CDAA	\$111.17
				GENERAL FUND	\$2,668.14
				SAN FRANCISCO CO DA	\$1,111.72
01-018		\$29,655.71	07/24/2002	SAN FRANCISCO PD	\$7,226.20
				CDAA	\$296.56
				GENERAL FUND	\$7,117.37
				SAN FRANCISCO CO DA	\$2,965.57
01-022		\$9,200.22	10/30/2002	SAN FRANCISCO PD	\$19,276.21
				CDAA	\$92.00
				GENERAL FUND	\$2,208.05
				SAN FRANCISCO CO DA	\$920.02
01-067		\$8,688.13	05/08/2002	SAN FRANCISCO PD	\$5,980.15
				CDAA	\$86.88
				GENERAL FUND	\$2,085.15
				SAN FRANCISCO CO DA	\$868.81
01-083		\$2,110.15	04/11/2002	SAN FRANCISCO PD	\$5,647.29
				CDAA	\$21.10
				GENERAL FUND	\$506.44
				SAN FRANCISCO CO DA	\$211.02
01-093		\$471.87	08/29/2002	SAN FRANCISCO PD	\$1,371.59
				CDAA	\$4.72
				GENERAL FUND	\$113.25
				SAN FRANCISCO CO DA	\$47.19
01-121		\$730.97	01/09/2002	SAN FRANCISCO PD	\$306.71
				CDAA	\$7.31
				GENERAL FUND	\$175.43
				SAN FRANCISCO CO DA	\$73.10
				SAN FRANCISCO PD	\$475.13



State of California
ASSET FORFEITURE REPORT - 2002

Table 3

Admin. Number	Docket Number	Amount Forfeited	Date Disbursed	Recipient	Amount Disbursed
01-127		\$155.15	07/10/2002		
				CDAA	\$1.55
				GENERAL FUND	\$37.24
				SAN FRANCISCO CO DA	\$15.52
				SAN FRANCISCO PD	\$100.84
01-139		\$781.46	05/08/2002		
				CDAA	\$7.81
				GENERAL FUND	\$187.55
				SAN FRANCISCO CO DA	\$78.15
				SAN FRANCISCO PD	\$507.95
01-154		\$8,651.21	10/03/2002		
				CDAA	\$86.51
				GENERAL FUND	\$2,076.29
				SAN FRANCISCO CO DA	\$865.12
				SAN FRANCISCO PD	\$5,623.29
01-157		\$7,992.67	07/24/2002		
				CDAA	\$79.93
				GENERAL FUND	\$1,918.24
				SAN FRANCISCO CO DA	\$799.27
				SAN FRANCISCO PD	\$5,195.23
01-174		\$944.76	07/24/2002		
				CDAA	\$9.45
				GENERAL FUND	\$226.74
				SAN FRANCISCO CO DA	\$94.48
				SAN FRANCISCO PD	\$614.09
01-176		\$2,457.76	05/08/2002		
				CDAA	\$24.58
				GENERAL FUND	\$589.86
				SAN FRANCISCO CO DA	\$245.78
				SAN FRANCISCO PD	\$1,597.54
01-183		\$1,035.29	08/29/2002		
				CDAA	\$10.35
				GENERAL FUND	\$248.47
				SAN FRANCISCO CO DA	\$103.53
				SAN FRANCISCO PD	\$672.94
01-193		\$27,597.56	04/11/2002		
				CDAA	\$275.98
				GENERAL FUND	\$6,623.41
				SAN FRANCISCO CO DA	\$2,759.76
				SAN FRANCISCO PD	\$17,938.41



State of California
ASSET FORFEITURE REPORT - 2002

Table 3

Admin. Number	Docket Number	Amount Forfeited	Date Disbursed	Recipient	Amount Disbursed
01-199		\$719.46	12/11/2002		
				CDAA	\$7.19
				GENERAL FUND	\$172.67
				SAN FRANCISCO CO DA	\$71.95
				SAN FRANCISCO PD	\$467.65
01-227		\$22,396.19	03/13/2002		
				CDAA	\$223.96
				GENERAL FUND	\$5,375.09
				SAN FRANCISCO CO DA	\$2,239.62
				SAN FRANCISCO PD	\$14,557.52
01-234		\$1,873.76	01/09/2002		
				CDAA	\$18.74
				GENERAL FUND	\$449.70
				SAN FRANCISCO CO DA	\$187.38
				SAN FRANCISCO PD	\$1,217.94
01-237		\$2,673.00	01/09/2002		
				CDAA	\$26.73
				GENERAL FUND	\$641.52
				SAN FRANCISCO CO DA	\$267.30
				SAN FRANCISCO PD	\$1,737.45
01-238		\$647.00	01/09/2002		
				CDAA	\$6.47
				GENERAL FUND	\$155.28
				SAN FRANCISCO CO DA	\$64.70
				SAN FRANCISCO PD	\$420.55
01-239		\$2,517.00	01/09/2002		
				CDAA	\$25.17
				GENERAL FUND	\$604.08
				SAN FRANCISCO CO DA	\$251.70
				SAN FRANCISCO PD	\$1,636.05
01-240		\$3,315.91	01/09/2002		
				CDAA	\$33.16
				GENERAL FUND	\$795.82
				SAN FRANCISCO CO DA	\$331.59
				SAN FRANCISCO PD	\$2,155.34
01-243		\$601.00	01/09/2002		
				CDAA	\$6.01
				GENERAL FUND	\$144.24
				SAN FRANCISCO CO DA	\$60.10
				SAN FRANCISCO PD	\$390.65



State of California
ASSET FORFEITURE REPORT - 2002

Table 3

Admin. Number	Docket Number	Amount Forfeited	Date Disbursed	Recipient	Amount Disbursed
01-244		\$1,303.00	01/09/2002		
				CDAA	\$13.03
				GENERAL FUND	\$312.72
				SAN FRANCISCO CO DA	\$130.30
				SAN FRANCISCO PD	\$846.95
01-246		\$583.00	02/20/2002		
				CDAA	\$5.83
				GENERAL FUND	\$139.92
				SAN FRANCISCO CO DA	\$58.30
				SAN FRANCISCO PD	\$378.95
01-247		\$1,695.00	01/09/2002		
				CDAA	\$16.95
				GENERAL FUND	\$406.80
				SAN FRANCISCO CO DA	\$169.50
				SAN FRANCISCO PD	\$1,101.75
01-248		\$6,000.00	01/08/2002		
				CDAA	\$0.00
				GENERAL FUND	\$0.00
				SAN FRANCISCO CO DA	\$0.00
				US DEA	\$6,000.00
01-251		\$628.00	02/20/2002		
				CDAA	\$6.28
				GENERAL FUND	\$150.72
				SAN FRANCISCO CO DA	\$62.80
				SAN FRANCISCO PD	\$408.20
01-252		\$594.00	01/09/2002		
				CDAA	\$5.94
				GENERAL FUND	\$142.56
				SAN FRANCISCO CO DA	\$59.40
				SAN FRANCISCO PD	\$386.10
01-253		\$597.00	01/09/2002		
				CDAA	\$5.97
				GENERAL FUND	\$143.28
				SAN FRANCISCO CO DA	\$59.70
				SAN FRANCISCO PD	\$388.05
01-254		\$500.00	02/20/2002		
				CDAA	\$5.00
				GENERAL FUND	\$120.00
				SAN FRANCISCO CO DA	\$50.00
				SAN FRANCISCO PD	\$325.00



State of California
ASSET FORFEITURE REPORT - 2002

Table 3

Admin. Number	Docket Number	Amount Forfeited	Date Disbursed	Recipient	Amount Disbursed
01-255		\$9,532.00	01/09/2002		
				CDAA	\$95.32
				GENERAL FUND	\$2,287.68
				SAN FRANCISCO CO DA	\$953.20
				SAN FRANCISCO PD	\$6,195.80
01-256		\$805.00	01/09/2002		
				CDAA	\$8.05
				GENERAL FUND	\$193.20
				SAN FRANCISCO CO DA	\$80.50
				SAN FRANCISCO PD	\$523.25
01-260		\$652.00	02/20/2002		
				CDAA	\$6.52
				GENERAL FUND	\$156.48
				SAN FRANCISCO CO DA	\$65.20
				SAN FRANCISCO PD	\$423.80
01-263		\$1,225.00	08/29/2002		
				CDAA	\$12.25
				GENERAL FUND	\$294.00
				SAN FRANCISCO CO DA	\$122.50
				SAN FRANCISCO PD	\$796.25
01-268		\$1,365.38	09/26/2002		
				CDAA	\$13.65
				GENERAL FUND	\$327.69
				SAN FRANCISCO CO DA	\$136.54
				SAN FRANCISCO PD	\$887.50
01-271		\$785.00	02/20/2002		
				CDAA	\$7.85
				GENERAL FUND	\$188.40
				SAN FRANCISCO CO DA	\$78.50
				SAN FRANCISCO PD	\$510.25
01-272		\$562.00	02/20/2002		
				CDAA	\$5.62
				GENERAL FUND	\$134.88
				SAN FRANCISCO CO DA	\$56.20
				SAN FRANCISCO PD	\$365.30
01-279		\$630.00	02/20/2002		
				CDAA	\$6.30
				GENERAL FUND	\$151.20
				SAN FRANCISCO CO DA	\$63.00
				SAN FRANCISCO PD	\$409.50



State of California
ASSET FORFEITURE REPORT - 2002

Table 3

Admin. Number	Docket Number	Amount Forfeited	Date Disbursed	Recipient	Amount Disbursed
01-280		\$1,980.91	03/13/2002		
				CDAA	\$19.81
				GENERAL FUND	\$475.42
				SAN FRANCISCO CO DA	\$198.09
				SAN FRANCISCO PD	\$1,287.59
01-281		\$588.00	02/20/2002		
				CDAA	\$5.88
				GENERAL FUND	\$141.12
				SAN FRANCISCO CO DA	\$58.80
				SAN FRANCISCO PD	\$382.20
01-282		\$2,907.90	02/20/2002		
				CDAA	\$29.08
				GENERAL FUND	\$697.90
				SAN FRANCISCO CO DA	\$290.79
				SAN FRANCISCO PD	\$1,890.13
01-284		\$1,145.00	02/20/2002		
				CDAA	\$11.45
				GENERAL FUND	\$274.80
				SAN FRANCISCO CO DA	\$114.50
				SAN FRANCISCO PD	\$744.25
01-286		\$2,590.00	02/20/2002		
				CDAA	\$25.90
				GENERAL FUND	\$621.60
				SAN FRANCISCO CO DA	\$259.00
				SAN FRANCISCO PD	\$1,683.50
01-287		\$646.00	07/24/2002		
				CDAA	\$6.46
				GENERAL FUND	\$155.04
				SAN FRANCISCO CO DA	\$64.60
				SAN FRANCISCO PD	\$419.90
01-288		\$688.00	03/13/2002		
				CDAA	\$6.88
				GENERAL FUND	\$165.12
				SAN FRANCISCO CO DA	\$68.80
				SAN FRANCISCO PD	\$447.20
01-291		\$1,767.00	02/20/2002		
				CDAA	\$17.67
				GENERAL FUND	\$424.08
				SAN FRANCISCO CO DA	\$176.70
				SAN FRANCISCO PD	\$1,148.55



State of California
ASSET FORFEITURE REPORT - 2002

Table 3

Admin. Number	Docket Number	Amount Forfeited	Date Disbursed	Recipient	Amount Disbursed
01-292		\$518.00	02/20/2002	CDAA	\$5.18
				GENERAL FUND	\$124.32
				SAN FRANCISCO CO DA	\$51.80
				SAN FRANCISCO PD	\$336.70
01-294		\$2,530.00	02/20/2002	CDAA	\$25.30
				GENERAL FUND	\$607.20
				SAN FRANCISCO CO DA	\$253.00
				SAN FRANCISCO PD	\$1,644.50
01-295		\$395.00	02/20/2002	CDAA	\$3.95
				GENERAL FUND	\$94.80
				SAN FRANCISCO CO DA	\$39.50
				SAN FRANCISCO PD	\$256.75
01-297		\$7,720.00	10/30/2002	CDAA	\$77.20
				GENERAL FUND	\$1,852.80
				SAN FRANCISCO CO DA	\$772.00
				SAN FRANCISCO PD	\$2,885.35
				SAN MATEO PD	\$2,132.65
01-299		\$567.00	03/13/2002	CDAA	\$5.67
				GENERAL FUND	\$136.08
				SAN FRANCISCO CO DA	\$56.70
				SAN FRANCISCO PD	\$368.55
01-301		\$2,490.65	03/13/2002	CDAA	\$24.91
				GENERAL FUND	\$597.76
				SAN FRANCISCO CO DA	\$249.07
				SAN FRANCISCO PD	\$1,618.91
01-302		\$87.74	08/29/2002	CDAA	\$0.88
				GENERAL FUND	\$21.06
				SAN FRANCISCO CO DA	\$8.77
				SAN FRANCISCO PD	\$57.03
01-303		\$1,939.65	03/13/2002	CDAA	\$19.40
				GENERAL FUND	\$465.52
				SAN FRANCISCO CO DA	\$193.97
				SAN FRANCISCO PD	\$1,260.76



State of California
ASSET FORFEITURE REPORT - 2002

Table 3

Admin. Number	Docket Number	Amount Forfeited	Date Disbursed	Recipient	Amount Disbursed
01-304		\$1,217.74	03/13/2002	CDAA	\$12.18
				GENERAL FUND	\$292.26
				SAN FRANCISCO CO DA	\$121.77
				SAN FRANCISCO PD	\$791.53
01-305		\$564.74	03/13/2002	CDAA	\$5.65
				GENERAL FUND	\$135.54
				SAN FRANCISCO CO DA	\$56.47
				SAN FRANCISCO PD	\$367.08
01-306		\$700.74	03/13/2002	CDAA	\$7.01
				GENERAL FUND	\$168.18
				SAN FRANCISCO CO DA	\$70.07
				SAN FRANCISCO PD	\$455.48
01-307		\$1,785.74	03/13/2002	CDAA	\$17.86
				GENERAL FUND	\$428.58
				SAN FRANCISCO CO DA	\$178.57
				SAN FRANCISCO PD	\$1,160.73
01-308		\$559.74	03/13/2002	CDAA	\$5.60
				GENERAL FUND	\$134.34
				SAN FRANCISCO CO DA	\$55.97
				SAN FRANCISCO PD	\$363.83
02-001		\$749.74	03/13/2002	CDAA	\$7.50
				GENERAL FUND	\$179.94
				SAN FRANCISCO CO DA	\$74.97
				SAN FRANCISCO PD	\$487.33
02-003		\$736.74	03/13/2002	CDAA	\$7.37
				GENERAL FUND	\$176.82
				SAN FRANCISCO CO DA	\$73.67
				SAN FRANCISCO PD	\$478.88
02-004		\$587.74	04/11/2002	CDAA	\$5.88
				GENERAL FUND	\$141.06
				SAN FRANCISCO CO DA	\$58.77
				SAN FRANCISCO PD	\$382.03



State of California
ASSET FORFEITURE REPORT - 2002

Table 3

Admin. Number	Docket Number	Amount Forfeited	Date Disbursed	Recipient	Amount Disbursed
02-005		\$2,549.65	04/11/2002		
				CDAA	\$25.50
				GENERAL FUND	\$611.92
				SAN FRANCISCO CO DA	\$254.97
				SAN FRANCISCO PD	\$1,657.26
02-006		\$1,990.65	04/11/2002		
				CDAA	\$19.91
				GENERAL FUND	\$477.76
				SAN FRANCISCO CO DA	\$199.07
				SAN FRANCISCO PD	\$1,293.91
02-007		\$497.56	05/08/2002		
				CDAA	\$4.98
				GENERAL FUND	\$119.41
				SAN FRANCISCO CO DA	\$49.76
				SAN FRANCISCO PD	\$323.41
02-010		\$489.65	04/11/2002		
				CDAA	\$4.90
				GENERAL FUND	\$117.52
				SAN FRANCISCO CO DA	\$48.97
				SAN FRANCISCO PD	\$318.26
02-011		\$2,920.65	04/11/2002		
				CDAA	\$29.21
				GENERAL FUND	\$700.96
				SAN FRANCISCO CO DA	\$292.07
				SAN FRANCISCO PD	\$1,898.41
02-013		\$28,646.69	10/30/2002		
				CDAA	\$286.47
				GENERAL FUND	\$6,875.21
				SAN FRANCISCO CO DA	\$2,864.67
				SAN FRANCISCO PD	\$18,620.34
02-015		\$608.65	04/11/2002		
				CDAA	\$6.09
				GENERAL FUND	\$146.08
				SAN FRANCISCO CO DA	\$60.87
				SAN FRANCISCO PD	\$395.61
02-016		\$2,865.65	10/30/2002		
				CDAA	\$28.66
				GENERAL FUND	\$687.76
				SAN FRANCISCO CO DA	\$286.57
				SAN FRANCISCO PD	\$1,862.66



State of California
ASSET FORFEITURE REPORT - 2002

Table 3

Admin. Number	Docket Number	Amount Forfeited	Date Disbursed	Recipient	Amount Disbursed
02-017		\$513.56	05/22/2002		
				CDAA	\$5.14
				GENERAL FUND	\$123.25
				SAN FRANCISCO CO DA	\$51.36
				SAN FRANCISCO PD	\$333.81
02-022		\$5,271.61	04/11/2002		
				CDAA	\$52.72
				GENERAL FUND	\$1,265.19
				SAN FRANCISCO CO DA	\$527.16
				SAN FRANCISCO PD	\$3,426.54
02-023		\$1,075.24	04/11/2002		
				CDAA	\$10.75
				GENERAL FUND	\$258.06
				SAN FRANCISCO CO DA	\$107.52
				SAN FRANCISCO PD	\$698.91
02-024		\$1,389.65	07/24/2002		
				CDAA	\$13.90
				GENERAL FUND	\$333.52
				SAN FRANCISCO CO DA	\$138.97
				SAN FRANCISCO PD	\$903.26
02-025		\$189.65	10/30/2002		
				CDAA	\$1.90
				GENERAL FUND	\$45.52
				SAN FRANCISCO CO DA	\$18.97
				SAN FRANCISCO PD	\$123.26
02-026		\$2,369.20	06/13/2002		
				CDAA	\$23.69
				GENERAL FUND	\$568.61
				SAN FRANCISCO CO DA	\$236.92
				SAN FRANCISCO PD	\$1,539.98
02-027		\$990.46	05/08/2002		
				CDAA	\$9.90
				GENERAL FUND	\$237.71
				SAN FRANCISCO CO DA	\$99.05
				SAN FRANCISCO PD	\$643.80
02-029		\$825.46	05/08/2002		
				CDAA	\$8.25
				GENERAL FUND	\$198.11
				SAN FRANCISCO CO DA	\$82.55
				SAN FRANCISCO PD	\$536.55



State of California
ASSET FORFEITURE REPORT - 2002

Table 3

Admin. Number	Docket Number	Amount Forfeited	Date Disbursed	Recipient	Amount Disbursed
02-031		\$7,892.29	06/13/2002		
				CDAA	\$78.92
				GENERAL FUND	\$1,894.15
				SAN FRANCISCO CO DA	\$789.23
				SAN FRANCISCO PD	\$5,129.99
02-033		\$1,099.46	07/24/2002		
				CDAA	\$10.99
				GENERAL FUND	\$263.87
				SAN FRANCISCO CO DA	\$109.95
				SAN FRANCISCO PD	\$714.65
02-035		\$1,532.37	07/10/2002		
				CDAA	\$15.32
				GENERAL FUND	\$367.77
				SAN FRANCISCO CO DA	\$153.24
				SAN FRANCISCO PD	\$996.04
02-039		\$4,409.02	07/24/2002		
				CDAA	\$44.09
				GENERAL FUND	\$1,058.16
				SAN FRANCISCO CO DA	\$440.90
				SAN FRANCISCO PD	\$2,865.87
02-040		\$520.46	05/08/2002		
				CDAA	\$5.20
				GENERAL FUND	\$124.91
				SAN FRANCISCO CO DA	\$52.05
				SAN FRANCISCO PD	\$338.30
02-042		\$1,005.46	05/08/2002		
				CDAA	\$10.05
				GENERAL FUND	\$241.31
				SAN FRANCISCO CO DA	\$100.55
				SAN FRANCISCO PD	\$653.55
02-043		\$967.46	08/29/2002		
				CDAA	\$9.67
				GENERAL FUND	\$232.19
				SAN FRANCISCO CO DA	\$96.75
				SAN FRANCISCO PD	\$628.85
02-045		\$487.29	05/22/2002		
				CDAA	\$4.87
				GENERAL FUND	\$116.95
				SAN FRANCISCO CO DA	\$48.73
				SAN FRANCISCO PD	\$316.74



State of California
ASSET FORFEITURE REPORT - 2002

Table 3

Admin. Number	Docket Number	Amount Forfeited	Date Disbursed	Recipient	Amount Disbursed
02-047		\$3,736.43	06/13/2002		
				CDA A	\$37.36
				GENERAL FUND	\$896.74
				SAN FRANCISCO CO DA	\$373.64
				SAN FRANCISCO PD	\$2,428.69
02-048		\$542.43	06/13/2002		
				CDA A	\$5.42
				GENERAL FUND	\$130.18
				SAN FRANCISCO CO DA	\$54.24
				SAN FRANCISCO PD	\$352.59
02-049		\$545.43	06/13/2002		
				CDA A	\$5.45
				GENERAL FUND	\$130.90
				SAN FRANCISCO CO DA	\$54.54
				SAN FRANCISCO PD	\$354.54
02-050		\$714.43	06/13/2002		
				CDA A	\$7.14
				GENERAL FUND	\$171.46
				SAN FRANCISCO CO DA	\$71.44
				SAN FRANCISCO PD	\$464.39
02-051		\$704.43	06/13/2002		
				CDA A	\$7.04
				GENERAL FUND	\$169.06
				SAN FRANCISCO CO DA	\$70.44
				SAN FRANCISCO PD	\$457.89
02-052		\$850.43	06/13/2002		
				CDA A	\$8.50
				GENERAL FUND	\$204.10
				SAN FRANCISCO CO DA	\$85.04
				SAN FRANCISCO PD	\$552.79
02-053		\$1,018.43	07/10/2002		
				CDA A	\$10.18
				GENERAL FUND	\$244.42
				SAN FRANCISCO CO DA	\$101.84
				SAN FRANCISCO PD	\$661.99
02-056		\$2,858.06	06/13/2002		
				CDA A	\$28.58
				DALY CITY PD	\$337.76
				GENERAL FUND	\$685.93
				SAN FRANCISCO CO DA	\$285.81
				SAN FRANCISCO PD	\$1,182.23



State of California
ASSET FORFEITURE REPORT - 2002

Table 3

Admin. Number	Docket Number	Amount Forfeited	Date Disbursed	Recipient	Amount Disbursed
02-058		\$908.43	06/13/2002	SAN MATEO PD	\$337.75
				CDAA	\$9.08
				GENERAL FUND	\$218.02
				SAN FRANCISCO CO DA	\$90.84
				SAN FRANCISCO PD	\$590.49
02-059		\$1,377.68	06/13/2002	CDAA	\$13.78
				GENERAL FUND	\$330.64
				SAN FRANCISCO CO DA	\$137.77
				SAN FRANCISCO PD	\$895.49
02-060		\$768.43	06/13/2002	CDAA	\$7.68
				GENERAL FUND	\$184.42
				SAN FRANCISCO CO DA	\$76.84
				SAN FRANCISCO PD	\$499.49
02-061		\$2,660.25	06/13/2002	CDAA	\$26.60
				GENERAL FUND	\$638.46
				SAN FRANCISCO CO DA	\$266.03
				SAN FRANCISCO PD	\$1,729.16
02-062		\$586.43	07/10/2002	CDAA	\$5.86
				GENERAL FUND	\$140.74
				SAN FRANCISCO CO DA	\$58.64
				SAN FRANCISCO PD	\$381.19
02-066		\$10,714.22	10/03/2002	CDAA	\$107.14
				GENERAL FUND	\$2,571.41
				SAN FRANCISCO CO DA	\$1,071.42
				SAN FRANCISCO PD	\$6,964.25
02-069		\$1,030.22	07/10/2002	CDAA	\$10.30
				GENERAL FUND	\$247.25
				SAN FRANCISCO CO DA	\$103.02
				SAN FRANCISCO PD	\$669.65
02-070		\$1,594.13	07/24/2002	CDAA	\$15.94
				GENERAL FUND	\$382.59
				SAN FRANCISCO CO DA	\$159.41
				SAN FRANCISCO PD	\$1,036.19



State of California
ASSET FORFEITURE REPORT - 2002

Table 3

Admin. Number	Docket Number	Amount Forfeited	Date Disbursed	Recipient	Amount Disbursed
02-073		\$3,419.22	07/24/2002		
				CDAA	\$34.19
				GENERAL FUND	\$820.61
				SAN FRANCISCO CO DA	\$341.92
				SAN FRANCISCO PD	\$2,222.50
02-077		\$744.13	07/10/2002		
				CDAA	\$7.44
				GENERAL FUND	\$178.59
				SAN FRANCISCO CO DA	\$74.41
				SAN FRANCISCO PD	\$483.69
02-078		\$3,318.22	07/10/2002		
				CDAA	\$33.18
				GENERAL FUND	\$796.37
				SAN FRANCISCO CO DA	\$331.82
				SAN FRANCISCO PD	\$2,156.85
02-079		\$815.09	07/10/2002		
				CDAA	\$8.15
				GENERAL FUND	\$195.62
				SAN FRANCISCO CO DA	\$81.51
				SAN FRANCISCO PD	\$529.81
02-080		\$769.22	07/10/2002		
				CDAA	\$7.69
				GENERAL FUND	\$184.61
				SAN FRANCISCO CO DA	\$76.92
				SAN FRANCISCO PD	\$500.00
02-087		\$655.13	10/03/2002		
				CDAA	\$6.55
				GENERAL FUND	\$157.23
				SAN FRANCISCO CO DA	\$65.51
				SAN FRANCISCO PD	\$425.84
02-089		\$518.42	08/14/2002		
				CDAA	\$5.18
				GENERAL FUND	\$124.42
				SAN FRANCISCO CO DA	\$51.84
				SAN FRANCISCO PD	\$336.98
02-091		\$1,836.13	08/14/2002		
				CDAA	\$18.36
				GENERAL FUND	\$440.67
				SAN FRANCISCO CO DA	\$183.61
				SAN FRANCISCO PD	\$1,193.49



State of California
ASSET FORFEITURE REPORT - 2002

Table 3

Admin. Number	Docket Number	Amount Forfeited	Date Disbursed	Recipient	Amount Disbursed
02-092		\$6,397.13	07/24/2002	CDAA	\$63.97
				GENERAL FUND	\$1,535.31
				SAN FRANCISCO CO DA	\$639.71
				SAN FRANCISCO PD	\$4,158.14
02-093		\$553.13	07/24/2002	CDAA	\$5.53
				GENERAL FUND	\$132.75
				SAN FRANCISCO CO DA	\$55.31
				SAN FRANCISCO PD	\$359.54
02-094		\$9,675.13	07/24/2002	CDAA	\$96.75
				GENERAL FUND	\$2,322.03
				SAN FRANCISCO CO DA	\$967.51
				SAN FRANCISCO PD	\$6,288.84
02-095		\$542.13	07/24/2002	CDAA	\$5.42
				GENERAL FUND	\$130.11
				SAN FRANCISCO CO DA	\$54.21
				SAN FRANCISCO PD	\$352.39
02-096		\$1,938.13	10/03/2002	CDAA	\$19.38
				GENERAL FUND	\$465.15
				SAN FRANCISCO CO DA	\$193.81
				SAN FRANCISCO PD	\$1,259.79
02-097		\$617.13	07/24/2002	CDAA	\$6.17
				GENERAL FUND	\$148.11
				SAN FRANCISCO CO DA	\$61.71
				SAN FRANCISCO PD	\$401.14
02-098		\$884.13	08/14/2002	CDAA	\$8.84
				GENERAL FUND	\$212.19
				SAN FRANCISCO CO DA	\$88.41
				SAN FRANCISCO PD	\$574.69
02-100		\$1,691.85	12/11/2002	CDAA	\$16.92
				GENERAL FUND	\$406.04
				SAN FRANCISCO CO DA	\$169.19
				SAN FRANCISCO PD	\$1,099.70



State of California
ASSET FORFEITURE REPORT - 2002

Table 3

Admin. Number	Docket Number	Amount Forfeited	Date Disbursed	Recipient	Amount Disbursed
02-102		\$1,977.13	07/24/2002	CDAA GENERAL FUND SAN FRANCISCO CO DA SAN FRANCISCO PD	\$19.77 \$474.51 \$197.71 \$1,285.14
02-105		\$591.96	10/03/2002	CDAA GENERAL FUND SAN FRANCISCO CO DA SAN FRANCISCO PD	\$5.92 \$142.07 \$59.20 \$384.77
02-106		\$859.44	08/14/2002	CDAA GENERAL FUND SAN FRANCISCO CO DA SAN FRANCISCO PD	\$8.59 \$206.27 \$85.94 \$558.64
02-113		\$689.94	10/03/2002	CDAA GENERAL FUND SAN FRANCISCO CO DA SAN FRANCISCO PD	\$6.90 \$165.59 \$68.99 \$448.46
02-116		\$1,636.44	08/14/2002	CDAA GENERAL FUND SAN FRANCISCO CO DA SAN FRANCISCO PD	\$16.36 \$392.75 \$163.64 \$1,063.69
02-117		\$551.44	10/03/2002	CDAA GENERAL FUND SAN FRANCISCO CO DA SAN FRANCISCO PD	\$5.51 \$132.35 \$55.14 \$358.44
02-118		\$538.44	08/14/2002	CDAA GENERAL FUND SAN FRANCISCO CO DA SAN FRANCISCO PD	\$5.38 \$129.23 \$53.84 \$349.99
02-120		\$1,469.44	10/30/2002	CDAA GENERAL FUND SAN FRANCISCO CO DA SAN FRANCISCO PD	\$14.69 \$352.67 \$146.94 \$955.14



State of California
ASSET FORFEITURE REPORT - 2002

Table 3

Admin. Number	Docket Number	Amount Forfeited	Date Disbursed	Recipient	Amount Disbursed
02-121		\$819.44	08/14/2002		
				CDAA	\$8.19
				GENERAL FUND	\$196.67
				SAN FRANCISCO CO DA	\$81.94
				SAN FRANCISCO PD	\$532.64
02-123		\$674.60	10/03/2002		
				CDAA	\$6.75
				GENERAL FUND	\$161.90
				SAN FRANCISCO CO DA	\$67.46
				SAN FRANCISCO PD	\$438.49
02-125		\$6,220.46	10/03/2002		
				CDAA	\$62.20
				GENERAL FUND	\$1,492.91
				SAN FRANCISCO CO DA	\$622.05
				SAN FRANCISCO PD	\$4,043.30
02-126		\$1,613.60	10/03/2002		
				CDAA	\$16.14
				GENERAL FUND	\$387.26
				SAN FRANCISCO CO DA	\$161.36
				SAN FRANCISCO PD	\$1,048.84
02-130		\$733.60	10/03/2002		
				CDAA	\$7.34
				GENERAL FUND	\$176.06
				SAN FRANCISCO CO DA	\$73.36
				SAN FRANCISCO PD	\$476.84
02-133		\$711.46	10/03/2002		
				CDAA	\$7.11
				GENERAL FUND	\$170.75
				SAN FRANCISCO CO DA	\$71.15
				SAN FRANCISCO PD	\$462.45
02-134		\$619.60	10/03/2002		
				CDAA	\$6.20
				GENERAL FUND	\$148.70
				SAN FRANCISCO CO DA	\$61.96
				SAN FRANCISCO PD	\$402.74
02-136		\$621.60	10/03/2002		
				CDAA	\$6.22
				GENERAL FUND	\$149.18
				SAN FRANCISCO CO DA	\$62.16
				SAN FRANCISCO PD	\$404.04



State of California
ASSET FORFEITURE REPORT - 2002

Table 3

Admin. Number	Docket Number	Amount Forfeited	Date Disbursed	Recipient	Amount Disbursed
02-137		\$471.60	10/30/2002		
				CDAA	\$4.72
				GENERAL FUND	\$113.18
				SAN FRANCISCO CO DA	\$47.16
				SAN FRANCISCO PD	\$306.54
02-138		\$12,225.60	10/03/2002		
				CDAA	\$122.26
				GENERAL FUND	\$2,934.14
				SAN FRANCISCO CO DA	\$1,222.56
				SAN FRANCISCO PD	\$7,946.64
02-141		\$533.60	10/03/2002		
				CDAA	\$5.34
				GENERAL FUND	\$128.06
				SAN FRANCISCO CO DA	\$53.36
				SAN FRANCISCO PD	\$346.84
02-142		\$10,356.24	10/30/2002		
				CDAA	\$103.56
				GENERAL FUND	\$2,485.50
				SAN FRANCISCO CO DA	\$1,035.62
				SAN FRANCISCO PD	\$6,731.56
02-145		\$1,069.54	10/30/2002		
				CDAA	\$10.70
				GENERAL FUND	\$256.69
				SAN FRANCISCO CO DA	\$106.95
				SAN FRANCISCO PD	\$695.20
02-147		\$523.54	10/30/2002		
				CDAA	\$5.24
				GENERAL FUND	\$125.65
				SAN FRANCISCO CO DA	\$52.35
				SAN FRANCISCO PD	\$340.30
02-149		\$945.54	10/30/2002		
				CDAA	\$9.46
				GENERAL FUND	\$226.93
				SAN FRANCISCO CO DA	\$94.55
				SAN FRANCISCO PD	\$614.60
02-150		\$2,658.54	10/30/2002		
				CDAA	\$26.59
				GENERAL FUND	\$638.05
				SAN FRANCISCO CO DA	\$265.85
				SAN FRANCISCO PD	\$1,728.05



State of California
ASSET FORFEITURE REPORT - 2002

Table 3

Admin. Number	Docket Number	Amount Forfeited	Date Disbursed	Recipient	Amount Disbursed
02-152		\$1,230.54	10/30/2002		
				CDAA	\$12.31
				GENERAL FUND	\$295.33
				SAN FRANCISCO CO DA	\$123.05
				SAN FRANCISCO PD	\$799.85
02-153		\$987.54	10/30/2002		
				CDAA	\$9.88
				GENERAL FUND	\$237.01
				SAN FRANCISCO CO DA	\$98.75
				SAN FRANCISCO PD	\$641.90
02-157		\$912.39	10/30/2002		
				CDAA	\$9.12
				GENERAL FUND	\$218.97
				SAN FRANCISCO CO DA	\$91.24
				SAN FRANCISCO PD	\$593.06
02-158		\$1,281.54	10/30/2002		
				CDAA	\$12.82
				GENERAL FUND	\$307.57
				SAN FRANCISCO CO DA	\$128.15
				SAN FRANCISCO PD	\$833.00
02-159		\$752.54	10/30/2002		
				CDAA	\$7.53
				GENERAL FUND	\$180.61
				SAN FRANCISCO CO DA	\$75.25
				SAN FRANCISCO PD	\$489.15
02-161		\$587.54	10/30/2002		
				CDAA	\$5.88
				GENERAL FUND	\$141.01
				SAN FRANCISCO CO DA	\$58.75
				SAN FRANCISCO PD	\$381.90
02-163		\$680.54	10/30/2002		
				CDAA	\$6.81
				GENERAL FUND	\$163.33
				SAN FRANCISCO CO DA	\$68.05
				SAN FRANCISCO PD	\$442.35
02-164		\$1,061.39	10/30/2002		
				CDAA	\$10.61
				GENERAL FUND	\$254.73
				SAN FRANCISCO CO DA	\$106.14
				SAN FRANCISCO PD	\$689.91



State of California
ASSET FORFEITURE REPORT - 2002

Table 3

Admin. Number	Docket Number	Amount Forfeited	Date Disbursed	Recipient	Amount Disbursed
02-165		\$562.18	11/20/2002		
				CDAA	\$5.62
				GENERAL FUND	\$134.92
				SAN FRANCISCO CO DA	\$56.22
				SAN FRANCISCO PD	\$365.42
02-166		\$974.18	11/20/2002		
				CDAA	\$9.74
				GENERAL FUND	\$233.80
				SAN FRANCISCO CO DA	\$97.42
				SAN FRANCISCO PD	\$633.22
02-167		\$518.18	11/20/2002		
				CDAA	\$5.18
				GENERAL FUND	\$124.36
				SAN FRANCISCO CO DA	\$51.82
				SAN FRANCISCO PD	\$336.82
02-169		\$2,321.19	11/20/2002		
				CDAA	\$23.21
				GENERAL FUND	\$557.09
				SAN FRANCISCO CO DA	\$232.12
				SAN FRANCISCO PD	\$1,508.77
02-175		\$4,100.56	11/20/2002		
				CDAA	\$41.01
				GENERAL FUND	\$984.13
				SAN FRANCISCO CO DA	\$410.06
				SAN FRANCISCO PD	\$2,665.36
02-176		\$1,626.18	11/20/2002		
				CDAA	\$16.26
				GENERAL FUND	\$390.28
				SAN FRANCISCO CO DA	\$162.62
				SAN FRANCISCO PD	\$1,057.02
02-178		\$6,048.18	11/20/2002		
				CDAA	\$60.48
				GENERAL FUND	\$1,451.56
				SAN FRANCISCO CO DA	\$604.82
				SAN FRANCISCO PD	\$3,931.32
02-179		\$520.18	11/20/2002		
				CDAA	\$5.20
				GENERAL FUND	\$124.84
				SAN FRANCISCO CO DA	\$52.02
				SAN FRANCISCO PD	\$338.12



State of California
ASSET FORFEITURE REPORT - 2002

Table 3

Admin. Number	Docket Number	Amount Forfeited	Date Disbursed	Recipient	Amount Disbursed
02-180		\$643.18	11/20/2002		
				CDA A	\$6.43
				GENERAL FUND	\$154.36
				SAN FRANCISCO CO DA	\$64.32
				SAN FRANCISCO PD	\$418.07
02-181		\$733.18	11/20/2002		
				CDA A	\$7.33
				GENERAL FUND	\$175.96
				SAN FRANCISCO CO DA	\$73.32
				SAN FRANCISCO PD	\$476.57
02-185		\$1,128.18	11/20/2002		
				CDA A	\$11.28
				GENERAL FUND	\$270.76
				SAN FRANCISCO CO DA	\$112.82
				SAN FRANCISCO PD	\$733.32
02-189		\$1,277.08	12/11/2002		
				CALIFORNIA STATE PAROLE	\$352.78
				CDA A	\$12.77
				GENERAL FUND	\$306.50
				SAN FRANCISCO CO DA	\$127.71
				SAN FRANCISCO PD	\$477.32
02-193		\$791.08	12/11/2002		
				CDA A	\$7.91
				GENERAL FUND	\$189.86
				SAN FRANCISCO CO DA	\$79.11
				SAN FRANCISCO PD	\$514.20
02-194		\$1,243.08	12/11/2002		
				CDA A	\$12.43
				GENERAL FUND	\$298.34
				SAN FRANCISCO CO DA	\$124.31
				SAN FRANCISCO PD	\$808.00
02-197		\$834.08	12/11/2002		
				CDA A	\$8.34
				GENERAL FUND	\$200.18
				SAN FRANCISCO CO DA	\$83.41
				SAN FRANCISCO PD	\$542.15
99-075		\$504.94	10/31/2002		
				CDA A	\$5.05
				GENERAL FUND	\$121.19
				SAN FRANCISCO CO DA	\$50.49
				SAN FRANCISCO PD	\$328.21



State of California
ASSET FORFEITURE REPORT - 2002

Table 3

Admin. Number	Docket Number	Amount Forfeited	Date Disbursed	Recipient	Amount Disbursed
99-077		\$517.20	07/10/2002		
				CDAA	\$5.17
				GENERAL FUND	\$124.13
				SAN FRANCISCO CO DA	\$51.72
				SAN FRANCISCO PD	\$336.18
99-090		\$11,407.59	08/14/2002		
				CDAA	\$114.08
				GENERAL FUND	\$2,737.82
				SAN FRANCISCO CO DA	\$1,140.76
				SAN FRANCISCO PD	\$7,414.93
99-093		\$1,862.90	08/29/2002		
				CDAA	\$18.63
				GENERAL FUND	\$447.10
				SAN FRANCISCO CO DA	\$186.29
				SAN FRANCISCO PD	\$1,210.88
99-152		\$2,736.57	09/26/2002		
				CDAA	\$27.37
				GENERAL FUND	\$656.78
				SAN FRANCISCO CO DA	\$273.66
				SAN FRANCISCO PD	\$1,778.76
99-154		\$373.11	04/11/2002		
				CDAA	\$3.73
				GENERAL FUND	\$89.55
				SAN FRANCISCO CO DA	\$37.31
				SAN FRANCISCO PD	\$242.52
99-178		\$1,005.17	12/10/2002		
				CDAA	\$10.05
				GENERAL FUND	\$241.24
				SAN FRANCISCO CO DA	\$100.52
				SAN FRANCISCO PD	\$653.36
99-210		\$2,087.87	07/11/2002		
				CDAA	\$20.88
				GENERAL FUND	\$501.09
				SAN FRANCISCO CO DA	\$208.79
				SAN FRANCISCO PD	\$1,357.11
99-217		\$672.54	07/11/2002		
				CDAA	\$6.73
				GENERAL FUND	\$161.41
				SAN FRANCISCO CO DA	\$67.25
				SAN FRANCISCO PD	\$437.15



State of California
ASSET FORFEITURE REPORT - 2002

Table 3

Admin. Number	Docket Number	Amount Forfeited	Date Disbursed	Recipient	Amount Disbursed
99-222		\$3,083.22	09/26/2002		
				CDAA	\$30.83
				GENERAL FUND	\$739.97
				SAN FRANCISCO CO DA	\$308.32
				SAN FRANCISCO PD	\$2,004.10
99-225		\$7,529.45	04/11/2002		
				CDAA	\$75.29
				GENERAL FUND	\$1,807.07
				SAN FRANCISCO CO DA	\$752.95
				SAN FRANCISCO PD	\$4,894.14
99-237		\$3,026.32	08/14/2002		
				CDAA	\$30.26
				GENERAL FUND	\$726.32
				SAN FRANCISCO CO DA	\$302.63
				SAN FRANCISCO PD	\$1,967.11
DA-96-285		\$4,941.61	10/31/2002		
				CDAA	\$49.42
				GENERAL FUND	\$1,185.99
				SAN FRANCISCO CO DA	\$494.16
				SAN FRANCISCO PD	\$3,212.04
DA-97-030		\$2,065.11	06/20/2002		
				CDAA	\$20.65
				GENERAL FUND	\$495.63
				SAN FRANCISCO CO DA	\$206.51
				SAN FRANCISCO PD	\$1,342.32
DA-97-061		\$32,917.80	05/09/2002		
				CDAA	\$329.18
				GENERAL FUND	\$7,900.27
				SAN FRANCISCO CO DA	\$3,291.78
				SAN FRANCISCO PD	\$21,396.57
DA-97-089		\$1,988.40	06/20/2002		
				CDAA	\$19.88
				GENERAL FUND	\$477.22
				SAN FRANCISCO CO DA	\$198.84
				SAN FRANCISCO PD	\$1,292.46
DA-97-193		\$4,056.52	04/01/2002		
				CDAA	\$40.57
				GENERAL FUND	\$973.56
				SAN FRANCISCO CO DA	\$405.65
				SAN FRANCISCO PD	\$2,636.74



State of California
ASSET FORFEITURE REPORT - 2002

Table 3

Admin. Number	Docket Number	Amount Forfeited	Date Disbursed	Recipient	Amount Disbursed
DA-97-219		\$1,261.03	09/26/2002		
				CDA A	\$12.61
				GENERAL FUND	\$302.65
				SAN FRANCISCO CO DA	\$126.10
				SAN FRANCISCO PD	\$819.67
DA-97-270		\$1,550.95	10/31/2002		
				CDA A	\$15.51
				GENERAL FUND	\$372.23
				SAN FRANCISCO CO DA	\$155.10
				SAN FRANCISCO PD	\$1,008.11
DA-97-272		\$2,144.53	08/14/2002		
				CDA A	\$21.45
				GENERAL FUND	\$514.69
				SAN FRANCISCO CO DA	\$214.45
				SAN FRANCISCO PD	\$1,393.94
DA-97-274		\$1,810.99	06/20/2002		
				CDA A	\$18.11
				GENERAL FUND	\$434.64
				SAN FRANCISCO CO DA	\$181.10
				SAN FRANCISCO PD	\$1,177.14
DA-97-309		\$1,037.88	09/26/2002		
				CDA A	\$10.38
				GENERAL FUND	\$249.09
				SAN FRANCISCO CO DA	\$103.79
				SAN FRANCISCO PD	\$674.62
DA-98-007		\$1,382.60	03/13/2002		
				CDA A	\$13.83
				GENERAL FUND	\$331.82
				SAN FRANCISCO CO DA	\$138.26
				SAN FRANCISCO PD	\$898.69
DA-98-023		\$1,136.56	09/26/2002		
				CDA A	\$11.37
				GENERAL FUND	\$272.77
				SAN FRANCISCO CO DA	\$113.66
				SAN FRANCISCO PD	\$738.76
DA-98-029		\$693.92	09/26/2002		
				CDA A	\$6.94
				GENERAL FUND	\$166.54
				SAN FRANCISCO CO DA	\$69.39
				SAN FRANCISCO PD	\$451.05



State of California
ASSET FORFEITURE REPORT - 2002

Table 3

Admin. Number	Docket Number	Amount Forfeited	Date Disbursed	Recipient	Amount Disbursed
DA-98-034		\$533.90	09/26/2002		
				CDA A	\$5.34
				GENERAL FUND	\$128.14
				SAN FRANCISCO CO DA	\$53.39
				SAN FRANCISCO PD	\$347.03
DA-98-046(2)		\$4,726.61	07/11/2002		
				CDA A	\$47.27
				GENERAL FUND	\$1,134.39
				SAN FRANCISCO CO DA	\$472.66
				SAN FRANCISCO PD	\$3,072.29
DA-98-060		\$728.89	09/26/2002		
				CDA A	\$7.29
				GENERAL FUND	\$174.93
				SAN FRANCISCO CO DA	\$72.89
				SAN FRANCISCO PD	\$473.78
DA-98-069		\$2,305.56	03/13/2002		
				CDA A	\$23.06
				GENERAL FUND	\$553.33
				SAN FRANCISCO CO DA	\$230.56
				SAN FRANCISCO PD	\$1,498.61
DA-98-117(2)		\$13,437.41	10/03/2002		
				CDA A	\$134.37
				GENERAL FUND	\$3,224.98
				SAN FRANCISCO CO DA	\$1,343.74
				SAN FRANCISCO PD	\$8,734.32
DA-98-169		\$582.16	03/13/2002		
				CDA A	\$5.82
				GENERAL FUND	\$139.72
				SAN FRANCISCO CO DA	\$58.22
				SAN FRANCISCO PD	\$378.40
DA-98-175		\$1,758.16	03/13/2002		
				CDA A	\$17.58
				GENERAL FUND	\$421.96
				SAN FRANCISCO CO DA	\$175.82
				SAN FRANCISCO PD	\$1,142.80
DA-98-178		\$833.97	09/26/2002		
				CDA A	\$8.34
				GENERAL FUND	\$200.15
				SAN FRANCISCO CO DA	\$83.40
				SAN FRANCISCO PD	\$542.08



State of California
ASSET FORFEITURE REPORT - 2002

Table 3

Admin. Number	Docket Number	Amount Forfeited	Date Disbursed	Recipient	Amount Disbursed
DA-98-182		\$776.80	06/20/2002		
				CDA A	\$7.77
				GENERAL FUND	\$186.43
				SAN FRANCISCO CO DA	\$77.68
				SAN FRANCISCO PD	\$504.92
DA-98-185		\$716.51	08/14/2002		
				CDA A	\$7.17
				GENERAL FUND	\$171.96
				SAN FRANCISCO CO DA	\$71.65
				SAN FRANCISCO PD	\$465.73
DA-98-212		\$584.38	10/31/2002		
				CDA A	\$5.84
				GENERAL FUND	\$140.25
				SAN FRANCISCO CO DA	\$58.44
				SAN FRANCISCO PD	\$379.85
DA-98-252		\$625.25	09/26/2002		
				CDA A	\$6.25
				GENERAL FUND	\$150.06
				SAN FRANCISCO CO DA	\$62.53
				SAN FRANCISCO PD	\$406.41
DA-98-261		\$1,077.30	05/08/2002		
				CDA A	\$10.77
				GENERAL FUND	\$258.55
				SAN FRANCISCO CO DA	\$107.73
				SAN FRANCISCO PD	\$700.25
DA-98-264		\$9,768.40	10/03/2002		
				CDA A	\$97.68
				GENERAL FUND	\$2,344.42
				SAN FRANCISCO CO DA	\$976.84
				SAN FRANCISCO PD	\$6,349.46
DA-98-269		\$578.25	08/29/2002		
				CDA A	\$5.78
				GENERAL FUND	\$138.78
				SAN FRANCISCO CO DA	\$57.83
				SAN FRANCISCO PD	\$375.86
Total for San Francisco County:					\$662,123.41



State of California
ASSET FORFEITURE REPORT - 2002

Table 3

Admin. Number	Docket Number	Amount Forfeited	Date Disbursed	Recipient	Amount Disbursed
SAN JOAQUIN					
AF00-0017	00-36690	\$1,589.52	02/16/2002	15% - 11489	\$154.98
				CDAA	\$15.90
				GENERAL FUND	\$381.48
				SAN JOAQUIN CO DA	\$158.95
				STOCKTON PD	\$878.21
AF00-0026	00-1602	\$1,362.87	09/10/2002	15% - 11489	\$132.88
				CDAA	\$13.63
				GENERAL FUND	\$327.09
				SAN JOAQUIN CO DA	\$136.29
				STOCKTON PD	\$752.98
AF00-0041	00-5860	\$835.08	02/16/2002	15% - 11489	\$81.42
				CDAA	\$8.35
				GENERAL FUND	\$200.42
				SAN JOAQUIN CO DA	\$83.51
				STOCKTON PD	\$461.38
AF00-0055	00-11908	\$113,570.75	11/30/2002	15% - 11489	\$11,073.15
				CDAA	\$1,135.71
				GENERAL FUND	\$27,256.98
				MANTECA PD	\$62,747.83
				SAN JOAQUIN CO DA	\$11,357.08
AF00-0056	00-11908	\$137,031.63	10/19/2002	15% - 11489	\$13,360.58
				CDAA	\$1,370.32
				GENERAL FUND	\$32,887.59
				MANTECA PD	\$75,709.98
				SAN JOAQUIN CO DA	\$13,703.16
AF00-0073	00-31281	\$1,971.59	11/30/2002	15% - 11489	\$192.23
				CDAA	\$19.72
				GENERAL FUND	\$473.18
				SAN JOAQUIN CO DA	\$197.16
				SAN JOAQUIN CO SO	\$1,089.30
AF00-0082	00-8130	\$3,455.16	11/30/2002	15% - 11489	\$336.88
				CDAA	\$34.55
				GENERAL FUND	\$829.24



State of California
ASSET FORFEITURE REPORT - 2002

Table 3

Admin. Number	Docket Number	Amount Forfeited	Date Disbursed	Recipient	Amount Disbursed
AF00-0086	00-117	\$6,195.28	11/30/2002	LODI PD	\$1,908.97
				SAN JOAQUIN CO DA	\$345.52
				15% - 11489	\$604.04
				CDAA	\$61.95
				GENERAL FUND	\$1,486.87
				SAN JOAQUIN CO DA	\$619.53
AF00-0092	00-108	\$6,396.60	04/25/2002	TF SAN JOAQUIN CO NTF	\$3,422.89
				15% - 11489	\$623.67
				CDAA	\$63.97
				GENERAL FUND	\$1,535.18
				SAN JOAQUIN CO DA	\$639.66
				TF SAN JOAQUIN CO NTF	\$3,534.12
AF00-0093	00-118	\$8,463.64	04/25/2002	15% - 11489	\$825.20
				CDAA	\$84.64
				GENERAL FUND	\$2,031.27
				SAN JOAQUIN CO DA	\$846.36
				TF SAN JOAQUIN CO NTF	\$4,676.17
				15% - 11489	\$36.54
AF00-0094	00-8795	\$374.72	02/16/2002	CDAA	\$3.75
				GENERAL FUND	\$89.93
				LODI PD	\$207.03
				SAN JOAQUIN CO DA	\$37.47
				15% - 11489	\$1,311.38
				CDAA	\$73.16
AF00-0097	00-985	\$7,316.43	12/31/2002	GENERAL FUND	\$1,755.94
				MANTECA PD	\$3,444.31
				SAN JOAQUIN CO DA	\$731.64
				15% - 11489	\$102.95
				CDAA	\$10.56
				GALT PD	\$583.38
AF00-0108	20-2722	\$1,055.89	02/16/2002	GENERAL FUND	\$253.41
				SAN JOAQUIN CO DA	\$105.59
				15% - 11489	\$29.46
				CDAA	\$3.02
				15% - 11489	\$29.46
				CDAA	\$3.02



State of California
ASSET FORFEITURE REPORT - 2002

Table 3

Admin. Number	Docket Number	Amount Forfeited	Date Disbursed	Recipient	Amount Disbursed
				GENERAL FUND	\$72.53
				MANTECA PD	\$166.97
				SAN JOAQUIN CO DA	\$30.22
AF01-0013	01-5435	\$1,025.14	01/11/2002		
				15% - 11489	\$99.96
				CDAA	\$10.25
				GENERAL FUND	\$246.03
				SAN JOAQUIN CO DA	\$102.51
				SAN JOAQUIN CO SO	\$566.39
AF01-0014	01-5691	\$10,257.25	11/30/2002		
				15% - 11489	\$1,000.08
				CDAA	\$102.57
				GENERAL FUND	\$2,461.74
				SAN JOAQUIN CO DA	\$1,025.73
				SAN JOAQUIN CO SO	\$5,667.13
AF01-0029	01-0032	\$17,637.17	01/11/2002		
				15% - 11489	\$1,719.62
				CDAA	\$176.37
				GENERAL FUND	\$4,232.92
				SAN JOAQUIN CO DA	\$1,763.72
				TF SAN JOAQUIN CO NTF	\$9,744.54
AF01-0032	01-5700	\$6,158.06	09/10/2002		
				15% - 11489	\$600.41
				CDAA	\$61.58
				GENERAL FUND	\$1,477.93
				SAN JOAQUIN CO DA	\$615.81
				TRACY PD	\$3,402.33
AF01-0042	01-10627	\$417.77	01/11/2002		
				15% - 11489	\$40.73
				CDAA	\$4.18
				GENERAL FUND	\$100.26
				SAN JOAQUIN CO DA	\$41.78
				SAN JOAQUIN CO SO	\$230.82
AF01-0045	01-33	\$756.82	01/11/2002		
				15% - 11489	\$73.79
				CDAA	\$7.57
				GENERAL FUND	\$181.64
				SAN JOAQUIN CO DA	\$75.68
				TF SAN JOAQUIN CO NTF	\$418.14
AF01-0046	01-5828	\$17,724.44	09/10/2002		
				15% - 11489	\$1,728.13



State of California
ASSET FORFEITURE REPORT - 2002

Table 3

Admin. Number	Docket Number	Amount Forfeited	Date Disbursed	Recipient	Amount Disbursed
				CDAA	\$177.24
				GENERAL FUND	\$4,253.87
				LODI PD	\$9,792.76
				SAN JOAQUIN CO DA	\$1,772.44
AF01-0048	01-26947	\$1,703.56	02/16/2002		
				15% - 11489	\$166.10
				CDAA	\$17.04
				GENERAL FUND	\$408.85
				SAN JOAQUIN CO DA	\$170.36
				STOCKTON PD	\$941.21
AF01-0050	01-25239	\$396.70	01/11/2002		
				15% - 11489	\$38.67
				CDAA	\$3.97
				GENERAL FUND	\$95.21
				SAN JOAQUIN CO DA	\$39.67
				STOCKTON PD	\$219.18
AF01-0052	01-16682	\$1,875.80	09/10/2002		
				15% - 11489	\$182.89
				CDAA	\$18.76
				GENERAL FUND	\$450.19
				MANTECA PD	\$1,036.38
				SAN JOAQUIN CO DA	\$187.58
AF01-0053	01-15139	\$2,831.15	09/10/2002		
				15% - 11489	\$276.04
				CDAA	\$28.31
				GENERAL FUND	\$679.48
				SAN JOAQUIN CO DA	\$283.12
				SAN JOAQUIN CO SO	\$1,564.20
AF01-0054	01-7870	\$334.76	02/16/2002		
				15% - 11489	\$32.64
				CDAA	\$3.35
				GENERAL FUND	\$80.34
				LODI PD	\$184.95
				SAN JOAQUIN CO DA	\$33.48
AF01-0055	01-5858	\$410.63	01/11/2002		
				15% - 11489	\$40.04
				CDAA	\$4.11
				GENERAL FUND	\$98.55
				LODI PD	\$226.87
				SAN JOAQUIN CO DA	\$41.06



State of California
ASSET FORFEITURE REPORT - 2002

Table 3

Admin. Number	Docket Number	Amount Forfeited	Date Disbursed	Recipient	Amount Disbursed
AF01-0056	01-8017	\$417.45	01/11/2002	15% - 11489	\$40.70
				CDAA	\$4.17
				GENERAL FUND	\$100.19
				LODI PD	\$230.64
				SAN JOAQUIN CO DA	\$41.75
AF01-0057	01-26032	\$982.06	01/11/2002	15% - 11489	\$95.75
				CDAA	\$9.82
				GENERAL FUND	\$235.69
				SAN JOAQUIN CO DA	\$98.21
				STOCKTON PD	\$542.59
AF01-0059	01-46662	\$527.25	02/16/2002	15% - 11489	\$51.41
				CDAA	\$5.27
				GENERAL FUND	\$126.54
				SAN JOAQUIN CO DA	\$52.73
				STOCKTON PD	\$291.30
AF01-0060	01-100	\$7,192.53	01/11/2002	15% - 11489	\$701.27
				CA DOJ-BNE SACRAMENTO	\$3,973.87
				CDAA	\$71.93
				GENERAL FUND	\$1,726.21
				SAN JOAQUIN CO DA	\$719.25
AF01-0061	01-41795	\$1,593.20	02/16/2002	15% - 11489	\$155.34
				CDAA	\$15.93
				GENERAL FUND	\$382.37
				SAN JOAQUIN CO DA	\$159.32
				STOCKTON PD	\$880.24
AF01-0066	01-44014	\$468.18	02/16/2002	15% - 11489	\$45.65
				CDAA	\$4.68
				GENERAL FUND	\$112.36
				SAN JOAQUIN CO DA	\$46.82
				STOCKTON PD	\$258.67
AF01-0067	01-19375	\$346.85	01/11/2002	15% - 11489	\$33.82
				CDAA	\$3.47
				GENERAL FUND	\$83.24
				MANTECA PD	\$191.63



State of California
ASSET FORFEITURE REPORT - 2002

Table 3

Admin. Number	Docket Number	Amount Forfeited	Date Disbursed	Recipient	Amount Disbursed
AF01-0069	01-18678	\$539.70	02/16/2002	SAN JOAQUIN CO DA	\$34.69
				15% - 11489	\$52.62
				CDAA	\$5.40
				GENERAL FUND	\$129.53
				MANTECA PD	\$298.18
AF01-0070	01-41273	\$331.73	02/16/2002	SAN JOAQUIN CO DA	\$53.97
				15% - 11489	\$32.34
				CDAA	\$3.32
				GENERAL FUND	\$79.62
				SAN JOAQUIN CO DA	\$33.17
AF01-0071	01-47085	\$698.20	01/11/2002	STOCKTON PD	\$183.28
				15% - 11489	\$68.07
				CDAA	\$6.98
				GENERAL FUND	\$167.57
				SAN JOAQUIN CO DA	\$69.82
AF01-0072	01-10302	\$1,490.26	09/10/2002	STOCKTON PD	\$385.76
				15% - 11489	\$145.30
				CDAA	\$14.90
				GENERAL FUND	\$357.66
				LODI PD	\$823.37
AF01-0073	01-20970	\$1,169.19	02/16/2002	SAN JOAQUIN CO DA	\$149.03
				15% - 11489	\$114.00
				CDAA	\$11.69
				GENERAL FUND	\$280.61
				SAN JOAQUIN CO DA	\$116.92
AF01-0074	01-43645	\$1,303.15	11/30/2002	SAN JOAQUIN CO SO	\$645.97
				15% - 11489	\$127.06
				CDAA	\$13.03
				GENERAL FUND	\$312.76
				SAN JOAQUIN CO DA	\$130.32
AF01-0076	01-10643	\$1,097.16	02/16/2002	STOCKTON PD	\$719.98
				15% - 11489	\$106.97
				CDAA	\$10.97
				GENERAL FUND	\$263.32



State of California
ASSET FORFEITURE REPORT - 2002

Table 3

Admin. Number	Docket Number	Amount Forfeited	Date Disbursed	Recipient	Amount Disbursed
AF01-0077	01-22092	\$1,261.25	02/16/2002	LODI PD	\$606.18
				SAN JOAQUIN CO DA	\$109.72
				15% - 11489	\$122.97
				CDAA	\$12.61
				GENERAL FUND	\$302.70
				SAN JOAQUIN CO DA	\$126.13
AF01-0078	01-19455	\$482.42	02/16/2002	SAN JOAQUIN CO SO	\$696.84
				15% - 11489	\$47.04
				CDAA	\$4.82
				GENERAL FUND	\$115.78
				SAN JOAQUIN CO DA	\$48.24
				SAN JOAQUIN CO SO	\$266.54
AF01-0079	01-52361	\$1,062.32	02/16/2002	15% - 11489	\$103.58
				CDAA	\$10.62
				GENERAL FUND	\$254.96
				SAN JOAQUIN CO DA	\$106.23
				STOCKTON PD	\$586.93
				15% - 11489	\$110.02
AF01-0080	01-23344	\$1,128.37	02/16/2002	CDAA	\$11.28
				GENERAL FUND	\$270.81
				MANTECA PD	\$623.42
				SAN JOAQUIN CO DA	\$112.84
				15% - 11489	\$39.31
				CDAA	\$4.03
AF01-0081	01-7183	\$403.17	11/30/2002	GENERAL FUND	\$96.76
				SAN JOAQUIN CO DA	\$40.32
				TRACY PD	\$222.75
				15% - 11489	\$415.63
				CDAA	\$42.63
				GENERAL FUND	\$1,023.10
AF01-0082	01-075	\$4,262.92	05/30/2002	SAN JOAQUIN CO DA	\$426.29
				TF SAN JOAQUIN CO NTF	\$2,355.27
				15% - 11489	\$32.69
				CDAA	\$3.35
				GENERAL FUND	\$1,023.10
				SAN JOAQUIN CO DA	\$426.29
AF01-0084	01-57070	\$335.30	03/23/2002	15% - 11489	\$32.69
				CDAA	\$3.35
				GENERAL FUND	\$1,023.10
				SAN JOAQUIN CO DA	\$426.29
				TF SAN JOAQUIN CO NTF	\$2,355.27
				SAN JOAQUIN CO DA	\$426.29



State of California
ASSET FORFEITURE REPORT - 2002

Table 3

Admin. Number	Docket Number	Amount Forfeited	Date Disbursed	Recipient	Amount Disbursed
AF01-0085	01-56580	\$762.33	03/23/2002	GENERAL FUND	\$80.47
				SAN JOAQUIN CO DA	\$33.53
				STOCKTON PD	\$185.26
AF01-0086	01-56632	\$361.91	03/23/2002	15% - 11489	\$74.33
				CDAA	\$7.62
				GENERAL FUND	\$182.96
AF01-0087	01-55826	\$760.33	03/23/2002	SAN JOAQUIN CO DA	\$76.23
				STOCKTON PD	\$421.19
				15% - 11489	\$35.29
AF01-0088	01-27930	\$1,189.47	03/23/2002	CDAA	\$3.62
				GENERAL FUND	\$86.86
				SAN JOAQUIN CO DA	\$36.19
AF01-0090	01-095	\$1,697.19	03/23/2002	STOCKTON PD	\$199.95
				15% - 11489	\$74.13
				CDAA	\$7.60
AF01-0091	01-13857	\$444.60	03/23/2002	GENERAL FUND	\$182.48
				SAN JOAQUIN CO DA	\$76.03
				STOCKTON PD	\$420.09
AF01-0092	01-12583	\$1,001.95	03/23/2002	15% - 11489	\$115.97
				CDAA	\$11.89
				GENERAL FUND	\$285.47
AF01-0091	01-13857	\$444.60	03/23/2002	MANTECA PD	\$657.19
				SAN JOAQUIN CO DA	\$118.95
				15% - 11489	\$165.48
AF01-0092	01-12583	\$1,001.95	03/23/2002	CDAA	\$16.97
				GENERAL FUND	\$407.33
				SAN JOAQUIN CO DA	\$169.72
AF01-0092	01-12583	\$1,001.95	03/23/2002	TF SAN JOAQUIN CO NTF	\$937.69
				15% - 11489	\$43.35
				CDAA	\$4.45
AF01-0092	01-12583	\$1,001.95	03/23/2002	GENERAL FUND	\$106.70
				LODI PD	\$245.64
				SAN JOAQUIN CO DA	\$44.46
AF01-0092	01-12583	\$1,001.95	03/23/2002	15% - 11489	\$97.69



State of California
ASSET FORFEITURE REPORT - 2002

Table 3

Admin. Number	Docket Number	Amount Forfeited	Date Disbursed	Recipient	Amount Disbursed
				CDAA	\$10.02
				GENERAL FUND	\$240.47
				LODI PD	\$553.57
				SAN JOAQUIN CO DA	\$100.20
AF01-0093	01-49993	\$2,950.92	03/22/2002		
				15% - 11489	\$287.71
				CDAA	\$29.51
				GENERAL FUND	\$708.22
				SAN JOAQUIN CO DA	\$295.09
				STOCKTON PD	\$1,630.39
AF01-0094	01-58982	\$2,799.40	03/22/2002		
				15% - 11489	\$272.94
				CDAA	\$27.99
				GENERAL FUND	\$671.86
				SAN JOAQUIN CO DA	\$279.94
				STOCKTON PD	\$1,546.67
AF01-0096	01-59144	\$680.60	11/30/2002		
				15% - 11489	\$66.36
				CDAA	\$6.81
				GENERAL FUND	\$163.34
				SAN JOAQUIN CO DA	\$68.06
				STOCKTON PD	\$376.03
AF01-0098	01-61972	\$849.39	03/22/2002		
				15% - 11489	\$82.82
				CDAA	\$8.49
				GENERAL FUND	\$203.85
				SAN JOAQUIN CO DA	\$84.94
				STOCKTON PD	\$469.29
AF01-0099	01-60617	\$735.71	03/23/2002		
				15% - 11489	\$71.73
				CDAA	\$7.36
				GENERAL FUND	\$176.57
				SAN JOAQUIN CO DA	\$73.57
				STOCKTON PD	\$406.48
AF01-0100	01-59653	\$339.88	03/23/2002		
				15% - 11489	\$33.14
				CDAA	\$3.40
				GENERAL FUND	\$81.57
				SAN JOAQUIN CO DA	\$33.99
				STOCKTON PD	\$187.78



State of California
ASSET FORFEITURE REPORT - 2002

Table 3

Admin. Number	Docket Number	Amount Forfeited	Date Disbursed	Recipient	Amount Disbursed
AF01-0101	01-29338	\$1,151.00	11/30/2002	15% - 11489	\$112.22
				CDAA	\$11.51
				GENERAL FUND	\$276.24
				MANTECA PD	\$635.93
				SAN JOAQUIN CO DA	\$115.10
AF01-0102	01-30035	\$1,377.90	03/23/2002	15% - 11489	\$134.35
				CDAA	\$13.78
				GENERAL FUND	\$330.70
				MANTECA PD	\$761.28
				SAN JOAQUIN CO DA	\$137.79
AF01-0103	01-29743	\$298.17	03/23/2002	15% - 11489	\$29.07
				CDAA	\$2.98
				GENERAL FUND	\$71.56
				MANTECA PD	\$164.74
				SAN JOAQUIN CO DA	\$29.82
AF01-0105	01-9071	\$637.04	05/30/2002	15% - 11489	\$62.11
				CDAA	\$6.37
				GENERAL FUND	\$152.89
				SAN JOAQUIN CO DA	\$63.70
				TRACY PD	\$351.97
AF02-0001	02-0143	\$1,678.63	05/30/2002	15% - 11489	\$163.67
				CDAA	\$16.79
				GENERAL FUND	\$402.87
				SAN JOAQUIN CO DA	\$167.86
				TF SAN JOAQUIN CO NTF	\$927.44
AF02-0003	01-110	\$6,272.89	05/30/2002	15% - 11489	\$611.61
				CDAA	\$62.73
				GENERAL FUND	\$1,505.49
				SAN JOAQUIN CO DA	\$627.29
				TF SAN JOAQUIN CO NTF	\$3,465.77
AF02-0005	02-016	\$3,020.08	05/30/2002	15% - 11489	\$294.40
				CDAA	\$30.20
				GENERAL FUND	\$724.82
				SAN JOAQUIN CO DA	\$302.01



State of California
ASSET FORFEITURE REPORT - 2002

Table 3

Admin. Number	Docket Number	Amount Forfeited	Date Disbursed	Recipient	Amount Disbursed
AF02-0006	02-08	\$9,634.00	05/30/2002	TF SAN JOAQUIN CO NTF	\$1,668.65
				15% - 11489	\$939.32
				CDAA	\$96.34
				GENERAL FUND	\$2,312.16
				SAN JOAQUIN CO DA	\$963.40
AF02-0008	02-771	\$225.85	05/30/2002	TF SAN JOAQUIN CO NTF	\$5,322.78
				15% - 11489	\$22.02
				CDAA	\$2.26
				GENERAL FUND	\$54.20
				SAN JOAQUIN CO DA	\$22.59
AF02-0009	02-1628	\$1,282.00	05/30/2002	TRACY PD	\$124.78
				15% - 11489	\$125.00
				CDAA	\$12.82
				GENERAL FUND	\$307.68
				LODI PD	\$708.30
AF02-0010	02-23	\$10,447.78	05/30/2002	SAN JOAQUIN CO DA	\$128.20
				15% - 11489	\$1,018.66
				CDAA	\$104.48
				GENERAL FUND	\$2,507.47
				SAN JOAQUIN CO DA	\$1,044.78
AF02-0011	01-30035	\$288.90	09/09/2002	TF SAN JOAQUIN CO NTF	\$5,772.39
				15% - 11489	\$28.17
				CDAA	\$2.89
				GENERAL FUND	\$69.34
				MANTECA PD	\$159.61
AF02-0012	02-9013	\$1,306.16	11/30/2002	SAN JOAQUIN CO DA	\$28.89
				15% - 11489	\$127.35
				CDAA	\$13.06
				GENERAL FUND	\$313.48
				MODESTO PD	\$721.65
AF02-0013	02-040	\$1,462.47	05/30/2002	SAN JOAQUIN CO DA	\$130.62
				15% - 11489	\$142.59
				CDAA	\$14.62
				GENERAL FUND	\$350.99



State of California
ASSET FORFEITURE REPORT - 2002

Table 3

Admin. Number	Docket Number	Amount Forfeited	Date Disbursed	Recipient	Amount Disbursed
AF02-0014	02-031	\$1,339.11	05/30/2002	SAN JOAQUIN CO DA	\$146.25
				TF SAN JOAQUIN CO NTF	\$808.02
				15% - 11489	\$130.56
				CDAA	\$13.39
				GENERAL FUND	\$321.39
AF02-0015	02-2781	\$1,208.66	11/30/2002	SAN JOAQUIN CO DA	\$133.91
				TF SAN JOAQUIN CO NTF	\$739.86
				15% - 11489	\$117.84
				CDAA	\$12.09
				GENERAL FUND	\$290.08
AF02-0016	02-032	\$1,235.72	09/10/2002	LODI PD	\$667.78
				SAN JOAQUIN CO DA	\$120.87
				15% - 11489	\$120.48
				CDAA	\$12.36
				GENERAL FUND	\$296.57
AF02-0017	02-3413	\$1,573.42	09/10/2002	SAN JOAQUIN CO DA	\$123.57
				TF SAN JOAQUIN CO NTF	\$682.74
				15% - 11489	\$153.41
				CDAA	\$15.73
				GENERAL FUND	\$377.62
AF02-0019	02-052	\$2,154.87	09/10/2002	LODI PD	\$869.32
				SAN JOAQUIN CO DA	\$157.34
				15% - 11489	\$210.10
				CDAA	\$21.55
				GENERAL FUND	\$517.17
AF02-0020	02-3584	\$1,126.56	09/09/2002	SAN JOAQUIN CO DA	\$215.49
				TF SAN JOAQUIN CO NTF	\$1,190.56
				15% - 11489	\$109.84
				CDAA	\$11.27
				GENERAL FUND	\$270.37
AF02-0022	02-044	\$925.63	11/30/2002	LODI PD	\$622.42
				SAN JOAQUIN CO DA	\$112.66
				15% - 11489	\$90.25
				CDAA	\$9.26



State of California
ASSET FORFEITURE REPORT - 2002

Table 3

Admin. Number	Docket Number	Amount Forfeited	Date Disbursed	Recipient	Amount Disbursed
				GENERAL FUND	\$222.15
				SAN JOAQUIN CO DA	\$92.56
				TF SAN JOAQUIN CO NTF	\$511.41
AF02-0023	96-0052	\$16,837.86	11/30/2002		
				15% - 11489	\$1,641.69
				CA DOJ-BNE REDDING	\$9,302.91
				CDAA	\$168.38
				GENERAL FUND	\$4,041.09
				SAN JOAQUIN CO DA	\$1,683.79
AF02-0027	02-6511	\$219.84	11/30/2002		
				15% - 11489	\$21.43
				CDAA	\$2.20
				GENERAL FUND	\$52.76
				LODI PD	\$121.47
				SAN JOAQUIN CO DA	\$21.98
AF02-0029		\$1,467.65	12/05/2002		
				15% - 11489	\$143.10
				CDAA	\$14.68
				GENERAL FUND	\$352.24
				SAN JOAQUIN CO DA	\$146.77
				STOCKTON PD	\$810.86
AF02-0031	02-15888	\$16,897.38	11/30/2002		
				15% - 11489	\$1,647.49
				CDAA	\$168.97
				GENERAL FUND	\$4,055.37
				SAN JOAQUIN CO DA	\$1,689.74
				STOCKTON PD	\$9,335.81
AF95-0062	95-34341	\$1,071.38	04/26/2002		
				15% - 11489	\$104.46
				CDAA	\$10.71
				GENERAL FUND	\$257.13
				SAN JOAQUIN CO DA	\$107.14
				STOCKTON PD	\$591.94
AF97-0025	97-5331	\$3,280.57	04/25/2002		
				15% - 11489	\$319.86
				CDAA	\$32.81
				GENERAL FUND	\$787.34
				SAN JOAQUIN CO DA	\$328.06
				STOCKTON PD	\$1,812.50
AF97-0033	97-6941	\$3,085.12	04/26/2002		
				15% - 11489	\$300.80



State of California
ASSET FORFEITURE REPORT - 2002

Table 3

Admin. Number	Docket Number	Amount Forfeited	Date Disbursed	Recipient	Amount Disbursed
				CDAA	\$30.85
				GENERAL FUND	\$740.43
				SAN JOAQUIN CO DA	\$308.51
				SAN JOAQUIN CO SO	\$1,704.53
AF97-0044	97-041	\$15,470.94	04/26/2002		
				15% - 11489	\$1,508.42
				CDAA	\$154.71
				GENERAL FUND	\$3,713.03
				SAN JOAQUIN CO DA	\$1,547.09
				TF SAN JOAQUIN CO NTF	\$8,547.69
AF97-0064	97-098	\$3,398.99	04/25/2002		
				15% - 11489	\$331.40
				CDAA	\$33.99
				GENERAL FUND	\$815.76
				SAN JOAQUIN CO DA	\$339.90
				TF SAN JOAQUIN CO NTF	\$1,877.94
AF97-0065	97-8728	\$5,641.23	04/26/2002		
				15% - 11489	\$550.02
				CDAA	\$56.41
				GENERAL FUND	\$1,353.90
				LODI PD	\$3,116.78
				SAN JOAQUIN CO DA	\$564.12
AF97-0079	97-43288	\$3,137.34	04/25/2002		
				15% - 11489	\$305.89
				CDAA	\$31.37
				GENERAL FUND	\$752.96
				SAN JOAQUIN CO DA	\$313.73
				STOCKTON PD	\$1,733.39
AF98-0030	98-013	\$1,211.43	04/26/2002		
				15% - 11489	\$118.11
				CDAA	\$12.11
				GENERAL FUND	\$290.74
				SAN JOAQUIN CO DA	\$121.14
				TF SAN JOAQUIN CO NTF	\$669.33
AF98-0055	98-024	\$8,961.48	11/30/2002		
				15% - 11489	\$873.75
				CDAA	\$89.61
				GENERAL FUND	\$2,150.76
				SAN JOAQUIN CO DA	\$896.15
				TF SAN JOAQUIN CO NTF	\$4,951.21



State of California
ASSET FORFEITURE REPORT - 2002

Table 3

Admin. Number	Docket Number	Amount Forfeited	Date Disbursed	Recipient	Amount Disbursed
AF99-0006	98-9572	\$8,285.78	04/25/2002	15% - 11489	\$807.86
				CDAA	\$82.86
				GENERAL FUND	\$1,988.59
				MANTECA PD	\$4,577.89
				SAN JOAQUIN CO DA	\$828.58
AF99-0071	99--095	\$12,428.61	03/23/2002	15% - 11489	\$1,211.79
				CDAA	\$124.29
				GENERAL FUND	\$2,982.87
				SAN JOAQUIN CO DA	\$1,242.86
				TF SAN JOAQUIN CO NTF	\$6,866.80
AF99-0086	99-071	\$6,007.30	04/25/2002	15% - 11489	\$585.71
				CDAA	\$60.07
				GENERAL FUND	\$1,441.75
				SAN JOAQUIN CO DA	\$600.73
				TF SAN JOAQUIN CO NTF	\$3,319.04
AF99-0125	99-129	\$17,735.07	11/30/2002	15% - 11489	\$1,729.17
				CDAA	\$177.35
				GENERAL FUND	\$4,256.42
				SAN JOAQUIN CO DA	\$1,773.51
				TF SAN JOAQUIN CO NTF	\$9,798.62
AF99-0128	99-23161	\$3,980.46	11/30/2002	15% - 11489	\$389.17
				CDAA	\$39.80
				GENERAL FUND	\$955.31
				MANTECA PD	\$2,198.13
				SAN JOAQUIN CO DA	\$398.05
CV008147	99-065	\$12,428.61	03/23/2002	15% - 11489	\$1,211.79
				CDAA	\$124.29
				GENERAL FUND	\$2,982.87
				SAN JOAQUIN CO DA	\$1,242.86
				TF SAN JOAQUIN CO NTF	\$6,866.80
Total for San Joaquin County:					\$583,310.83



State of California
ASSET FORFEITURE REPORT - 2002

Table 3

Admin. Number	Docket Number	Amount Forfeited	Date Disbursed	Recipient	Amount Disbursed
SAN LUIS OBISPO					
00SO-113AF		\$1,487.61	02/05/2002	15% - 11489	\$145.02
				CDAA	\$14.88
				GENERAL FUND	\$357.03
				SAN LUIS OBISPO CO DA	\$148.76
				SAN LUIS OBISPO CO SO	\$821.92
01SO-083AF		\$1,222.94	02/05/2002	15% - 11489	\$119.24
				CDAA	\$12.23
				GENERAL FUND	\$293.51
				SAN LUIS OBISPO CO DA	\$122.29
				SAN LUIS OBISPO CO SO	\$675.67
02SO-009AF		\$9,472.46	06/10/2002	15% - 11489	\$923.56
				CDAA	\$94.72
				GENERAL FUND	\$2,273.39
				SAN LUIS OBISPO CO DA	\$947.26
				SAN LUIS OBISPO CO SO	\$5,233.53
02SO-012AF		\$5,912.84	05/07/2002	15% - 11489	\$573.58
				CDAA	\$59.13
				GENERAL FUND	\$1,419.08
				SAN LUIS OBISPO CO DA	\$591.28
				SAN LUIS OBISPO CO SO	\$3,269.77
02SO-056AF		\$1,262.68	11/25/2002	15% - 11489	\$123.11
				CDAA	\$12.63
				GENERAL FUND	\$303.04
				SAN LUIS OBISPO CO DA	\$126.27
				SAN LUIS OBISPO CO SO	\$697.63
SLOAF00-009		\$2,284.25	06/19/2002	15% - 11489	\$222.71
				CDAA	\$22.84
				GENERAL FUND	\$548.22
				SAN LUIS OBISPO CO DA	\$228.43
				TF SAN LUIS OBISPO CO	\$1,262.05
SLOAF00-009		\$4,198.91	06/19/2002	15% - 11489	\$409.39
				CDAA	\$41.99
				GENERAL FUND	\$1,007.74



State of California
ASSET FORFEITURE REPORT - 2002

Table 3

Admin. Number	Docket Number	Amount Forfeited	Date Disbursed	Recipient	Amount Disbursed
SLOAF00-011		\$1,430.21	02/05/2002	SAN LUIS OBISPO CO DA	\$419.89
				TF SAN LUIS OBISPO CO	\$2,319.90
				15% - 11489	\$139.45
				CDAA	\$14.30
				GENERAL FUND	\$343.25
SLOAF01-000		\$1,918.39	01/22/2002	SAN LUIS OBISPO CO DA	\$143.02
				TF SAN LUIS OBISPO CO	\$790.19
				15% - 11489	\$187.04
				CDAA	\$19.18
				GENERAL FUND	\$460.41
SLOAF01-005		\$1,349.31	05/13/2002	SAN LUIS OBISPO CO DA	\$191.85
				TF SAN LUIS OBISPO CO	\$1,059.91
				15% - 11489	\$131.56
				CDAA	\$13.49
				GENERAL FUND	\$323.83
SLOAF01-006		\$622.96	03/27/2002	SAN LUIS OBISPO CO DA	\$134.94
				TF SAN LUIS OBISPO CO	\$745.49
				15% - 11489	\$60.74
				CDAA	\$6.23
				GENERAL FUND	\$149.51
SLOAF01-007		\$5,409.69	01/07/2002	SAN LUIS OBISPO CO DA	\$62.29
				TF SAN LUIS OBISPO CO	\$344.19
				15% - 11489	\$527.44
				CDAA	\$54.10
				GENERAL FUND	\$1,298.33
SLOAF01-007		\$527.63	10/28/2002	SAN LUIS OBISPO CO DA	\$540.97
				TF SAN LUIS OBISPO CO	\$2,988.85
				15% - 11489	\$51.44
				CDAA	\$5.28
				GENERAL FUND	\$126.63
SLOAF01-007		\$1,730.00	05/31/2002	SAN LUIS OBISPO CO DA	\$52.76
				TF SAN LUIS OBISPO CO	\$291.52
				15% - 11489	\$168.68
				CDAA	\$17.30



State of California
ASSET FORFEITURE REPORT - 2002

Table 3

Admin. Number	Docket Number	Amount Forfeited	Date Disbursed	Recipient	Amount Disbursed
				GENERAL FUND	\$415.20
				SAN LUIS OBISPO CO DA	\$172.99
				TF SAN LUIS OBISPO CO	\$955.83
SLOAF01-009		\$552.42	05/13/2002		
				15% - 11489	\$53.86
				CDAA	\$5.52
				GENERAL FUND	\$132.58
				SAN LUIS OBISPO CO DA	\$55.25
				TF SAN LUIS OBISPO CO	\$305.21
SLOAF01-009		\$1,342.40	05/13/2002		
				15% - 11489	\$130.88
				CDAA	\$13.42
				GENERAL FUND	\$322.18
				SAN LUIS OBISPO CO DA	\$134.24
				TF SAN LUIS OBISPO CO	\$741.68
SLOAF01-009		\$2,291.85	05/13/2002		
				15% - 11489	\$223.46
				CDAA	\$22.92
				GENERAL FUND	\$550.04
				SAN LUIS OBISPO CO DA	\$229.18
				TF SAN LUIS OBISPO CO	\$1,266.25
SLOAF01-009		\$3,241.19	06/24/2002		
				15% - 11489	\$316.02
				CDAA	\$32.41
				GENERAL FUND	\$777.89
				SAN LUIS OBISPO CO DA	\$324.11
				TF SAN LUIS OBISPO CO	\$1,790.76
SLOAF01004		\$7,789.85	11/25/2002		
				15% - 11489	\$759.51
				CDAA	\$77.90
				GENERAL FUND	\$1,869.56
				SAN LUIS OBISPO CO DA	\$778.99
				TF SAN LUIS OBISPO CO	\$4,303.89
SLOAF01004		\$1,679.67	11/25/2002		
				15% - 11489	\$163.77
				CDAA	\$16.80
				GENERAL FUND	\$403.12
				SAN LUIS OBISPO CO DA	\$167.96
				TF SAN LUIS OBISPO CO	\$928.02
SLOAF01007		\$1,214.40	06/24/2002		
				15% - 11489	\$118.40



State of California
ASSET FORFEITURE REPORT - 2002

Table 3

Admin. Number	Docket Number	Amount Forfeited	Date Disbursed	Recipient	Amount Disbursed
				CDAA	\$12.14
				GENERAL FUND	\$291.46
				SAN LUIS OBISPO CO DA	\$121.44
				TF SAN LUIS OBISPO CO	\$670.96
SLOAF01007		\$1,366.76	09/12/2002		
				15% - 11489	\$133.26
				CDAA	\$13.67
				GENERAL FUND	\$328.02
				SAN LUIS OBISPO CO DA	\$136.68
				TF SAN LUIS OBISPO CO	\$755.13
SLOAF01007		\$895.97	04/22/2002		
				15% - 11489	\$87.36
				CDAA	\$8.96
				GENERAL FUND	\$215.03
				SAN LUIS OBISPO CO DA	\$89.60
				TF SAN LUIS OBISPO CO	\$495.02
SLOAF01007		\$558.73	01/22/2002		
				15% - 11489	\$54.48
				CDAA	\$5.59
				GENERAL FUND	\$134.10
				SAN LUIS OBISPO CO DA	\$55.86
				TF SAN LUIS OBISPO CO	\$308.70
SLOAF02-000		\$536.94	04/02/2002		
				15% - 11489	\$52.35
				CDAA	\$5.37
				GENERAL FUND	\$128.87
				SAN LUIS OBISPO CO DA	\$53.69
				TF SAN LUIS OBISPO CO	\$296.66
SLOAF02-000		\$1,718.93	07/15/2002		
				15% - 11489	\$167.60
				CDAA	\$17.19
				GENERAL FUND	\$412.54
				SAN LUIS OBISPO CO DA	\$171.89
				TF SAN LUIS OBISPO CO	\$949.71
SLOAF02-000		\$967.17	09/23/2002		
				15% - 11489	\$94.30
				CDAA	\$9.67
				GENERAL FUND	\$232.12
				SAN LUIS OBISPO CO DA	\$96.72
				TF SAN LUIS OBISPO CO	\$534.36



State of California
ASSET FORFEITURE REPORT - 2002

Table 3

Admin. Number	Docket Number	Amount Forfeited	Date Disbursed	Recipient	Amount Disbursed
SLOAF02-000		\$1,201.66	09/03/2002	15% - 11489	\$117.16
				CDAA	\$12.02
				GENERAL FUND	\$288.40
				SAN LUIS OBISPO CO DA	\$120.16
				TF SAN LUIS OBISPO CO	\$663.92
SLOAF02-002		\$5,527.28	09/11/2002	15% - 11489	\$538.91
				CDAA	\$55.27
				GENERAL FUND	\$1,326.55
				SAN LUIS OBISPO CO DA	\$552.73
				TF SAN LUIS OBISPO CO	\$3,053.82
SLOAF02-002		\$598.62	09/12/2002	15% - 11489	\$58.37
				CDAA	\$5.99
				GENERAL FUND	\$143.67
				SAN LUIS OBISPO CO DA	\$59.85
				TF SAN LUIS OBISPO CO	\$330.74
SLOAF02-004		\$274.69	09/11/2002	15% - 11489	\$26.78
				CDAA	\$2.75
				GENERAL FUND	\$65.93
				SAN LUIS OBISPO CO DA	\$27.46
				TF SAN LUIS OBISPO CO	\$151.77
SLOAF02-004		\$617.51	11/25/2002	15% - 11489	\$60.21
				CDAA	\$6.18
				GENERAL FUND	\$148.20
				SAN LUIS OBISPO CO DA	\$61.75
				TF SAN LUIS OBISPO CO	\$341.17
SLOAF02-005		\$521.86	11/25/2002	15% - 11489	\$50.88
				CDAA	\$5.22
				GENERAL FUND	\$125.25
				SAN LUIS OBISPO CO DA	\$52.18
				TF SAN LUIS OBISPO CO	\$288.33
SLOAF02-005		\$151.23	11/25/2002	15% - 11489	\$14.74
				CDAA	\$1.51
				GENERAL FUND	\$36.30
				SAN LUIS OBISPO CO DA	\$15.13



State of California
ASSET FORFEITURE REPORT - 2002

Table 3

Admin. Number	Docket Number	Amount Forfeited	Date Disbursed	Recipient	Amount Disbursed
SLOAF02-008		\$1,302.01	12/23/2002	TF SAN LUIS OBISPO CO	\$83.55
				15% - 11489	\$126.95
				CDAA	\$13.02
				GENERAL FUND	\$312.48
				SAN LUIS OBISPO CO DA	\$130.20
				TF SAN LUIS OBISPO CO	\$719.36
SLOAF99-000		\$1,708.96	05/13/2002	15% - 11489	\$166.62
				CDAA	\$17.09
				GENERAL FUND	\$410.15
				SAN LUIS OBISPO CO DA	\$170.90
				TF SAN LUIS OBISPO CO	\$944.20
				SLOAF99002	
CDAA	\$139.25				
GENERAL FUND	\$3,341.89				
SAN LUIS OBISPO CO DA	\$1,392.45				
TF SAN LUIS OBISPO CO	\$7,693.30				
SLOAF99004		\$193.12	06/24/2002		
				CDAA	\$1.93
				GENERAL FUND	\$46.35
				SAN LUIS OBISPO CO DA	\$19.31
				TF SAN LUIS OBISPO CO	\$106.70
				SLOAF99007	
CDAA	\$20.96				
GENERAL FUND	\$503.09				
SAN LUIS OBISPO CO DA	\$209.62				
TF SAN LUIS OBISPO CO	\$1,158.14				
Total for San Luis Obispo County:					



State of California
ASSET FORFEITURE REPORT - 2002

Table 3

Admin. Number	Docket Number	Amount Forfeited	Date Disbursed	Recipient	Amount Disbursed
SAN MATEO					
1477		\$15,560.25	08/12/2002		
				CDAA	\$155.60
				GENERAL FUND	\$3,734.46
				PACIFICA PD	\$10,114.16
				SAN MATEO CO DA	\$1,556.03
1510	NF291282	\$510.24	04/30/2002		
				CDAA	\$5.10
				DALY CITY PD	\$165.83
				DRUG ENFORCEMENT	\$165.83
				GENERAL FUND	\$122.46
				SAN MATEO CO DA	\$51.02
1511	NF291282	\$17,441.01	04/30/2002		
				CDAA	\$174.41
				DALY CITY PD	\$5,668.33
				DRUG ENFORCEMENT	\$5,668.33
				GENERAL FUND	\$4,185.84
				SAN MATEO CO DA	\$1,744.10
1549	NF293163	\$9,909.35	09/12/2002		
				CDAA	\$99.09
				DRUG ENFORCEMENT	\$644.10
				GENERAL FUND	\$2,378.24
				SAN FRANCISCO PD	\$2,898.49
				SAN MATEO CO DA	\$990.94
				TF SAN MATEO CO NTF	\$2,898.49
1589		\$1,518.85	04/30/2002		
				CDAA	\$15.19
				GENERAL FUND	\$364.52
				SAN BRUNO PD	\$987.25
				SAN MATEO CO DA	\$151.89
1619	NF296946	\$3,450.00	03/29/2002		
				CDAA	\$0.00
				GENERAL FUND	\$0.00
				SAN MATEO CO DA	\$0.00
				SAN MATEO CO SO	\$1,800.00
				TF SAN MATEO CO NTF	\$1,650.00
1731		\$1,314.04	09/12/2002		
				CDAA	\$13.14
				GENERAL FUND	\$315.37
				SAN MATEO CO DA	\$131.40
				TF SAN MATEO CO NTF	\$854.13



State of California
ASSET FORFEITURE REPORT - 2002

Table 3

Admin. Number	Docket Number	Amount Forfeited	Date Disbursed	Recipient	Amount Disbursed
1744	C47953	\$3,530.96	04/30/2002		
				CDAA	\$35.31
				GENERAL FUND	\$847.43
				SAN MATEO CO DA	\$353.10
				TF SAN MATEO CO NTF	\$2,295.12
1817	SF310634	\$390.53	08/08/2002		
				CDAA	\$3.91
				GENERAL FUND	\$93.73
				SAN MATEO CO DA	\$39.05
				TF SAN MATEO CO NTF	\$253.84
1820	231566	\$14,650.08	07/17/2002		
				CDAA	\$146.50
				GENERAL FUND	\$3,516.02
				PACIFICA PD	\$9,522.55
				SAN MATEO CO DA	\$1,465.01
1821	NF310426	\$2,529.36	03/29/2002		
				CDAA	\$25.29
				DALY CITY PD	\$1,644.08
				GENERAL FUND	\$607.05
				SAN MATEO CO DA	\$252.94
1824	SF310634	\$5,158.13	12/26/2002		
				CDAA	\$51.58
				GENERAL FUND	\$1,237.95
				SAN MATEO CO DA	\$515.81
				TF SAN MATEO CO NTF	\$3,352.79
1825	SC049103	\$1,825.78	03/29/2002		
				CDAA	\$18.26
				GENERAL FUND	\$438.19
				SAN MATEO CO DA	\$182.58
				TF SAN MATEO CO NTF	\$1,186.75
1826		\$116.37	11/21/2002		
				CDAA	\$1.16
				GENERAL FUND	\$27.93
				SAN MATEO CO DA	\$11.64
				TF SAN MATEO CO NTF	\$75.64
1827	SF311312	\$472.61	08/08/2002		
				CDAA	\$4.73
				GENERAL FUND	\$113.43
				SAN MATEO CO DA	\$47.26
				TF SAN MATEO CO NTF	\$307.19



State of California
ASSET FORFEITURE REPORT - 2002

Table 3

Admin. Number	Docket Number	Amount Forfeited	Date Disbursed	Recipient	Amount Disbursed
1852	SF312565	\$580.68	08/08/2002	CDAA	\$5.81
				GENERAL FUND	\$139.36
				SAN MATEO CO DA	\$58.07
				TF SAN MATEO CO NTF	\$377.44
1856	SF313187	\$1,968.01	03/29/2002	CDAA	\$19.68
				GENERAL FUND	\$472.32
				REDWOOD CITY PD	\$1,279.21
				SAN MATEO CO DA	\$196.80
1858	SF313517	\$1,418.81	01/31/2002	CDAA	\$14.19
				GENERAL FUND	\$340.51
				SAN MATEO CO DA	\$141.88
				TF SAN MATEO CO NTF	\$922.23
1861	NF314205	\$14,213.09	12/26/2002	CDAA	\$142.13
				GENERAL FUND	\$3,411.14
				SAN MATEO CO DA	\$1,421.31
				SOUTH SAN FRANCISCO PD	\$9,238.51
1863	NF314422	\$219.25	01/31/2002	CDAA	\$2.19
				DALY CITY PD	\$142.51
				GENERAL FUND	\$52.62
				SAN MATEO CO DA	\$21.93
1864	SF313517-8	\$789.07	11/21/2002	CDAA	\$7.89
				GENERAL FUND	\$189.38
				SAN MATEO CO DA	\$78.91
				TF SAN MATEO CO NTF	\$512.89
1866	NF314768	\$596.72	01/31/2002	CDAA	\$5.97
				GENERAL FUND	\$143.21
				SAN MATEO CO DA	\$59.67
				SOUTH SAN FRANCISCO PD	\$387.87
1867		\$954.65	01/31/2002	CDAA	\$9.55
				EAST PALO ALTO PD	\$620.51
				GENERAL FUND	\$229.12
				SAN MATEO CO DA	\$95.47



State of California
ASSET FORFEITURE REPORT - 2002

Table 3

Admin. Number	Docket Number	Amount Forfeited	Date Disbursed	Recipient	Amount Disbursed
1868	SF314337	\$1,004.97	03/29/2002	CDAA EAST PALO ALTO PD GENERAL FUND SAN MATEO CO DA	\$10.05 \$653.23 \$241.19 \$100.50
1869		\$1,252.45	03/29/2002	CDAA GENERAL FUND SAN MATEO CO DA SOUTH SAN FRANCISCO PD	\$12.52 \$300.59 \$125.25 \$814.09
1871		\$4,127.50	03/29/2002	BURLINGAME PD CDAA GENERAL FUND SAN MATEO CO DA	\$2,682.87 \$41.28 \$990.60 \$412.75
1872	SF314851	\$388.27	03/29/2002	CDAA EAST PALO ALTO PD GENERAL FUND SAN MATEO CO DA	\$3.88 \$252.38 \$93.18 \$38.83
1873		\$1,109.17	03/29/2002	CDAA GENERAL FUND PACIFICA PD SAN MATEO CO DA	\$11.09 \$266.20 \$720.96 \$110.92
1874	NF315338	\$466.38	03/29/2002	CDAA GENERAL FUND SAN MATEO CO DA SAN MATEO PD	\$4.66 \$111.93 \$46.64 \$303.15
1875	242807	\$525.25	03/29/2002	CDAA GENERAL FUND SAN MATEO CO DA SOUTH SAN FRANCISCO PD	\$5.25 \$126.06 \$52.53 \$341.41
1877	SF314336	\$399.20	03/29/2002	CDAA EAST PALO ALTO PD GENERAL FUND SAN MATEO CO DA	\$3.99 \$259.48 \$95.81 \$39.92



State of California
ASSET FORFEITURE REPORT - 2002

Table 3

Admin. Number	Docket Number	Amount Forfeited	Date Disbursed	Recipient	Amount Disbursed
1883	NF316615A	\$2,267.99	05/31/2002	CDAA	\$22.68
				DALY CITY PD	\$1,474.19
				GENERAL FUND	\$544.32
				SAN MATEO CO DA	\$226.80
1885		\$339.14	05/31/2002	CDAA	\$3.39
				EAST PALO ALTO PD	\$220.45
				GENERAL FUND	\$81.39
				SAN MATEO CO DA	\$33.91
1886		\$1,065.51	05/31/2002	CDAA	\$10.66
				DALY CITY PD	\$692.58
				GENERAL FUND	\$255.72
				SAN MATEO CO DA	\$106.55
1887	SF315594	\$6,476.97	05/31/2002	CDAA	\$64.77
				GENERAL FUND	\$1,554.47
				SAN MATEO CO DA	\$647.70
				TF SAN MATEO CO NTF	\$4,210.03
1890		\$541.77	08/08/2002	CDAA	\$5.42
				COLMA PD	\$176.08
				GENERAL FUND	\$130.02
				SAN MATEO CO DA	\$54.18
				TF SAN MATEO CO NTF	\$176.07
1891		\$710.93	08/08/2002	CDAA	\$7.11
				COLMA PD	\$231.06
				GENERAL FUND	\$170.62
				SAN MATEO CO DA	\$71.09
				TF SAN MATEO CO NTF	\$231.05
1892	SF316454	\$440.08	05/31/2002	CDAA	\$4.40
				GENERAL FUND	\$105.62
				SAN MATEO CO DA	\$44.01
				TF SAN MATEO CO NTF	\$286.05
1893	NF318421	\$3,036.19	09/12/2002	CDAA	\$30.36
				GENERAL FUND	\$728.69
				MILLBRAE PD	\$1,973.52



State of California
ASSET FORFEITURE REPORT - 2002

Table 3

Admin. Number	Docket Number	Amount Forfeited	Date Disbursed	Recipient	Amount Disbursed
1894	NF318421	\$7,069.12	09/12/2002	SAN MATEO CO DA	\$303.62
				CDA	\$70.69
				GENERAL FUND	\$1,696.59
				MILLBRAE PD	\$4,594.93
				SAN MATEO CO DA	\$706.91
1896		\$726.71	09/12/2002		
				CDA	\$7.27
				GENERAL FUND	\$174.41
				SAN MATEO CO DA	\$72.67
				SOUTH SAN FRANCISCO PD	\$472.36
1902		\$1,824.39	10/31/2002		
				CDA	\$18.24
				GENERAL FUND	\$437.85
				SAN MATEO CO DA	\$182.44
				TF SAN MATEO CO NTF	\$1,185.86
1906	SC51487	\$675.52	11/21/2002		
				CDA	\$6.76
				GENERAL FUND	\$162.12
				SAN MATEO CO DA	\$67.55
				TF SAN MATEO CO NTF	\$439.09
1913	NF321519A	\$769.28	11/21/2002		
				CDA	\$7.69
				GENERAL FUND	\$184.63
				SAN BRUNO PD	\$500.03
				SAN MATEO CO DA	\$76.93
1916		\$12,959.49	11/21/2002		
				CDA	\$129.59
				CHP-REDWOOD CITY	\$8,423.67
				GENERAL FUND	\$3,110.28
				SAN MATEO CO DA	\$1,295.95
Total for San Mateo County:					\$147,294.12



State of California
ASSET FORFEITURE REPORT - 2002

Table 3

Admin. Number	Docket Number	Amount Forfeited	Date Disbursed	Recipient	Amount Disbursed
SANTA BARBARA					
00-20524		\$129.20	03/31/2002		
				CDA A	\$1.29
				GENERAL FUND	\$31.01
				SANTA BARBARA CO DA	\$12.92
				SANTA BARBARA CO SO	\$83.98
01-0430		\$425.00	03/31/2002		
				CDA A	\$4.25
				GENERAL FUND	\$102.00
				SANTA BARBARA CO DA	\$42.50
				UC SANTA BARBARA PD	\$276.25
01-10784		\$1,186.28	03/31/2002		
				CDA A	\$11.86
				GENERAL FUND	\$284.71
				SANTA BARBARA CO DA	\$118.63
				SANTA BARBARA CO SO	\$771.08
01-11209		\$32,846.12	03/31/2002		
				CDA A	\$328.46
				GENERAL FUND	\$7,883.07
				SANTA BARBARA CO DA	\$3,284.61
				SANTA BARBARA CO SO	\$21,349.98
01-12959		\$4,500.00	03/31/2002		
				CDA A	\$45.00
				GENERAL FUND	\$1,080.00
				SANTA BARBARA CO DA	\$450.00
				SANTA BARBARA CO SO	\$2,925.00
01-1704		\$384.00	03/31/2002		
				CDA A	\$3.84
				GENERAL FUND	\$92.16
				SANTA BARBARA CO DA	\$38.40
				SANTA BARBARA CO PROB	\$37.44
				SANTA BARBARA PD	\$212.16
01-1704A		\$380.00	03/31/2002		
				CDA A	\$3.80
				GENERAL FUND	\$91.20
				SANTA BARBARA CO DA	\$38.00
				SANTA BARBARA CO PROB	\$37.05
				SANTA BARBARA PD	\$209.95
01-17976		\$300.00	03/31/2002		
				CDA A	\$3.00
				GENERAL FUND	\$72.00



State of California
ASSET FORFEITURE REPORT - 2002

Table 3

Admin. Number	Docket Number	Amount Forfeited	Date Disbursed	Recipient	Amount Disbursed
01-18063		\$3,103.04	03/31/2002	SANTA BARBARA CO DA	\$30.00
				SANTA BARBARA PD	\$195.00
				CDAA	\$31.03
				GENERAL FUND	\$744.73
				SANTA BARBARA CO DA	\$310.30
01-18644		\$6,870.00	03/31/2002	SANTA BARBARA CO SO	\$2,016.98
				CDAA	\$68.70
				GENERAL FUND	\$1,648.80
				SANTA BARBARA CO DA	\$687.00
				SANTA BARBARA CO SO	\$4,465.50
01-19529		\$3,516.00	09/30/2002	CDAA	\$35.16
				GENERAL FUND	\$843.84
				SANTA BARBARA CO DA	\$351.60
				SANTA BARBARA CO SO	\$2,285.40
				CDAA	\$6.75
01-19837		\$675.00	03/31/2002	GENERAL FUND	\$162.00
				SANTA BARBARA CO DA	\$67.50
				SANTA BARBARA CO PROB	\$65.81
				SANTA BARBARA PD	\$372.94
				CDAA	\$29.13
01-20850		\$2,913.00	03/31/2002	GENERAL FUND	\$699.12
				SANTA BARBARA CO DA	\$291.30
				SANTA BARBARA CO PROB	\$284.02
				SANTA BARBARA PD	\$1,609.43
				CDAA	\$174.48
01-20933		\$17,448.41	06/30/2002	GENERAL FUND	\$4,187.62
				SANTA BARBARA CO DA	\$1,744.84
				SANTA BARBARA CO PROB	\$1,701.22
				SANTA BARBARA PD	\$9,640.25
				CDAA	\$203.90
01-20933A		\$20,390.00	06/30/2002	GENERAL FUND	\$4,893.60
				SANTA BARBARA CO DA	\$2,039.00
				SANTA BARBARA CO PROB	\$1,998.03
				SANTA BARBARA PD	\$11,255.47
				CDAA	\$203.90



State of California
ASSET FORFEITURE REPORT - 2002

Table 3

Admin. Number	Docket Number	Amount Forfeited	Date Disbursed	Recipient	Amount Disbursed
01-26128		\$3,000.00	03/31/2002		
				CDA A	\$30.00
				GENERAL FUND	\$720.00
				SANTA BARBARA CO DA	\$300.00
				SANTA BARBARA CO PROB	\$292.50
				SANTA BARBARA PD	\$1,657.50
01-27021		\$2,622.00	03/31/2002		
				CDA A	\$26.22
				GENERAL FUND	\$629.28
				SANTA BARBARA CO DA	\$262.20
				SANTA BARBARA PD	\$1,704.30
01-27093		\$1,184.00	03/31/2002		
				CDA A	\$11.84
				GENERAL FUND	\$284.16
				SANTA BARBARA CO DA	\$118.40
				SANTA BARBARA PD	\$769.60
01-28513		\$450.00	03/31/2002		
				CDA A	\$4.50
				GENERAL FUND	\$108.00
				SANTA BARBARA CO DA	\$45.00
				SANTA BARBARA CO PROB	\$43.88
				SANTA BARBARA PD	\$248.62
01-7472		\$449.41	09/30/2002		
				CDA A	\$4.49
				GENERAL FUND	\$107.86
				SANTA BARBARA CO DA	\$44.94
				SANTA BARBARA CO SO	\$292.12
02-05689		\$542.15	12/31/2002		
				CDA A	\$5.42
				GENERAL FUND	\$130.12
				SANTA BARBARA CO DA	\$54.22
				SANTA BARBARA CO SO	\$352.39
02-0572		\$11,303.00	09/30/2002		
				CDA A	\$113.03
				GENERAL FUND	\$2,712.72
				SANTA BARBARA CO DA	\$1,130.30
				UC SANTA BARBARA PD	\$7,346.95
02-0717		\$551.42	09/30/2002		
				CDA A	\$5.51
				GENERAL FUND	\$132.34
				SANTA BARBARA CO DA	\$55.14



State of California
ASSET FORFEITURE REPORT - 2002

Table 3

Admin. Number	Docket Number	Amount Forfeited	Date Disbursed	Recipient	Amount Disbursed
02-1704		\$7,183.00	03/31/2002	UC SANTA BARBARA PD	\$358.43
				CDA	\$71.83
				GENERAL FUND	\$1,723.92
				SANTA BARBARA CO DA	\$718.30
				SANTA BARBARA CO PROB	\$700.34
02-2457		\$1,840.32	09/30/2002	SANTA BARBARA PD	\$3,968.61
				CDA	\$18.40
				GENERAL FUND	\$441.68
				SANTA BARBARA CO DA	\$184.03
				SANTA BARBARA CO SO	\$1,196.21
02-3342		\$12,410.05	09/30/2002	CDA	\$124.10
				GENERAL FUND	\$2,978.41
				SANTA BARBARA CO DA	\$1,241.01
				SANTA BARBARA CO SO	\$8,066.53
				CDA	\$4.88
02-4145		\$488.00	06/30/2002	GENERAL FUND	\$117.12
				SANTA BARBARA CO DA	\$48.80
				SANTA BARBARA CO PROB	\$47.58
				SANTA BARBARA PD	\$269.62
				CDA	\$5.79
02-4259		\$579.00	06/30/2002	GENERAL FUND	\$138.96
				SANTA BARBARA CO DA	\$57.90
				SANTA BARBARA CO PROB	\$56.45
				SANTA BARBARA PD	\$319.90
				CDA	\$4.38
02-4304		\$438.00	06/30/2002	GENERAL FUND	\$105.12
				SANTA BARBARA CO DA	\$43.80
				SANTA BARBARA PD	\$284.70
				CDA	\$13.17
				GENERAL FUND	\$316.08
02-4907		\$1,317.00	12/31/2002	SANTA BARBARA CO DA	\$131.70
				SANTA BARBARA CO SO	\$856.05
				CDA	\$40.65
				GENERAL FUND	\$316.08
				SANTA BARBARA CO DA	\$131.70
02-5217		\$4,065.00	06/30/2002	CDA	\$40.65
				GENERAL FUND	\$316.08



State of California
ASSET FORFEITURE REPORT - 2002

Table 3

Admin. Number	Docket Number	Amount Forfeited	Date Disbursed	Recipient	Amount Disbursed
				GENERAL FUND	\$975.60
				SANTA BARBARA CO DA	\$406.50
				SANTA BARBARA CO PROB	\$396.34
				SANTA BARBARA PD	\$2,245.91
02-5364		\$907.00	06/30/2002		
				CDAA	\$9.07
				GENERAL FUND	\$217.68
				SANTA BARBARA CO DA	\$90.70
				SANTA BARBARA PD	\$589.55
02-5769		\$344.00	06/30/2002		
				CDAA	\$3.44
				GENERAL FUND	\$82.56
				SANTA BARBARA CO DA	\$34.40
				SANTA BARBARA PD	\$223.60
02-602		\$1,588.00	03/31/2002		
				CDAA	\$15.88
				GENERAL FUND	\$381.12
				SANTA BARBARA CO DA	\$158.80
				SANTA BARBARA PD	\$1,032.20
02-6349		\$9,881.67	12/31/2002		
				CDAA	\$98.82
				GENERAL FUND	\$2,371.60
				SANTA BARBARA CO DA	\$988.17
				SANTA BARBARA CO SO	\$6,423.08
02-7336		\$1,340.00	06/30/2002		
				CDAA	\$13.40
				GENERAL FUND	\$321.60
				SANTA BARBARA CO DA	\$134.00
				SANTA BARBARA CO PROB	\$130.65
				SANTA BARBARA PD	\$740.35
02-746		\$31,145.83	09/30/2002		
				CDAA	\$311.46
				GENERAL FUND	\$7,475.00
				SANTA BARBARA CO DA	\$3,114.58
				SANTA BARBARA PD	\$20,244.79
02-937		\$1,478.00	06/30/2002		
				CDAA	\$14.78
				GENERAL FUND	\$354.72
				SANTA BARBARA CO DA	\$147.80
				SANTA BARBARA CO SO	\$960.70



State of California
ASSET FORFEITURE REPORT - 2002

Table 3

Admin. Number	Docket Number	Amount Forfeited	Date Disbursed	Recipient	Amount Disbursed
0207-0280		\$2,449.75	12/31/2002		
				CDAA	\$24.50
				GENERAL FUND	\$587.94
				LOMPOC PD	\$1,592.33
				SANTA BARBARA CO DA	\$244.98
02R08196		\$942.83	12/31/2002		
				CDAA	\$9.43
				GENERAL FUND	\$226.28
				SANTA BARBARA CO DA	\$94.28
				SANTA MARIA PD	\$612.84
1999R00376		\$407.02	06/30/2002		
				CDAA	\$4.07
				GENERAL FUND	\$97.68
				SANTA BARBARA CO DA	\$40.70
				SANTA MARIA PD	\$264.57
2000-1883		\$498.54	09/30/2002		
				CDAA	\$4.99
				GENERAL FUND	\$119.65
				LOMPOC PD	\$324.05
				SANTA BARBARA CO DA	\$49.85
2000-5470		\$10,876.28	09/30/2002		
				CDAA	\$108.76
				GENERAL FUND	\$2,610.31
				LOMPOC PD	\$7,069.58
				SANTA BARBARA CO DA	\$1,087.63
2000R-5808		\$699.33	03/31/2002		
				CDAA	\$6.99
				GENERAL FUND	\$167.84
				SANTA BARBARA CO DA	\$69.93
				SANTA MARIA PD	\$454.57
2000R07837		\$1,375.84	03/31/2002		
				CDAA	\$13.76
				GENERAL FUND	\$330.20
				SANTA BARBARA CO DA	\$137.58
				SANTA MARIA PD	\$894.30
2001-0055		\$1,192.94	09/30/2002		
				CDAA	\$11.93
				GENERAL FUND	\$286.31
				LOMPOC PD	\$775.41
				SANTA BARBARA CO DA	\$119.29



State of California
ASSET FORFEITURE REPORT - 2002

Table 3

Admin. Number	Docket Number	Amount Forfeited	Date Disbursed	Recipient	Amount Disbursed
2001-0290		\$498.35	12/31/2002		
				CDAA	\$4.98
				GENERAL FUND	\$119.60
				LOMPOC PD	\$323.93
				SANTA BARBARA CO DA	\$49.84
2001-1263		\$6,798.77	06/30/2002		
				CDAA	\$67.99
				GENERAL FUND	\$1,631.70
				SANTA BARBARA CO DA	\$679.88
				SANTA BARBARA CO SO	\$4,419.20
2001R-12804		\$978.83	06/30/2002		
				CDAA	\$9.79
				GENERAL FUND	\$234.92
				SANTA BARBARA CO DA	\$97.88
				SANTA MARIA PD	\$636.24
2001R01584		\$356.71	03/31/2002		
				CDAA	\$3.57
				GENERAL FUND	\$85.61
				SANTA BARBARA CO DA	\$35.67
				SANTA MARIA PD	\$231.86
2001R01584A		\$2,685.03	03/31/2002		
				CDAA	\$26.85
				GENERAL FUND	\$644.41
				SANTA BARBARA CO DA	\$268.50
				SANTA MARIA PD	\$1,745.27
2001R03704		\$438.97	03/31/2002		
				CDAA	\$4.39
				GENERAL FUND	\$105.35
				SANTA BARBARA CO DA	\$43.90
				SANTA MARIA PD	\$285.33
2001R03907		\$14,226.86	06/30/2002		
				CDAA	\$142.27
				GENERAL FUND	\$3,414.45
				SANTA BARBARA CO DA	\$1,422.69
				SANTA MARIA PD	\$9,247.45
2001R04918		\$1,452.31	03/31/2002		
				CDAA	\$14.52
				GENERAL FUND	\$348.55
				SANTA BARBARA CO DA	\$145.23
				SANTA MARIA PD	\$944.01



State of California
ASSET FORFEITURE REPORT - 2002

Table 3

Admin. Number	Docket Number	Amount Forfeited	Date Disbursed	Recipient	Amount Disbursed
2001R05187		\$469.44	03/31/2002	CDAA	\$4.69
				GENERAL FUND	\$112.67
				SANTA BARBARA CO DA	\$46.94
				SANTA MARIA PD	\$305.14
2001R05581		\$512.02	03/31/2002	CDAA	\$5.12
				GENERAL FUND	\$122.88
				SANTA BARBARA CO DA	\$51.20
				SANTA MARIA PD	\$332.82
2001R07666		\$1,942.27	03/31/2002	CDAA	\$19.42
				GENERAL FUND	\$466.14
				SANTA BARBARA CO DA	\$194.23
				SANTA MARIA PD	\$1,262.48
2001R08197		\$589.76	03/31/2002	CDAA	\$5.90
				GENERAL FUND	\$141.54
				SANTA BARBARA CO DA	\$58.98
				SANTA MARIA PD	\$383.34
2001R09548		\$1,440.84	03/31/2002	CDAA	\$14.41
				GENERAL FUND	\$345.80
				SANTA BARBARA CO DA	\$144.08
				SANTA MARIA PD	\$936.55
2001R10282		\$940.57	03/31/2002	CDAA	\$9.41
				GENERAL FUND	\$225.74
				SANTA BARBARA CO DA	\$94.06
				SANTA MARIA PD	\$611.36
2001R12460		\$1,460.99	06/30/2002	CDAA	\$14.61
				GENERAL FUND	\$350.64
				SANTA BARBARA CO DA	\$146.10
				SANTA MARIA PD	\$949.64
2001R14092		\$425.49	03/31/2002	CDAA	\$4.25
				GENERAL FUND	\$102.12
				SANTA BARBARA CO DA	\$42.55
				SANTA MARIA PD	\$276.57



State of California
ASSET FORFEITURE REPORT - 2002

Table 3

Admin. Number	Docket Number	Amount Forfeited	Date Disbursed	Recipient	Amount Disbursed
2001R14683		\$2,953.30	06/30/2002		
				CDAA	\$29.53
				GENERAL FUND	\$708.79
				SANTA BARBARA CO DA	\$295.33
				SANTA MARIA PD	\$1,919.65
2001R14683A		\$17,349.37	06/30/2002		
				CDAA	\$173.49
				GENERAL FUND	\$4,163.85
				SANTA BARBARA CO DA	\$1,734.94
				SANTA MARIA PD	\$11,277.09
2002-2428		\$555.04	09/30/2002		
				CDAA	\$5.55
				GENERAL FUND	\$133.21
				SANTA BARBARA CO DA	\$55.50
				SANTA BARBARA CO SO	\$360.78
2002-2745		\$592.56	06/30/2002		
				CDAA	\$5.93
				GENERAL FUND	\$142.21
				SANTA BARBARA CO DA	\$59.26
				SANTA BARBARA CO SO	\$385.16
2002R00166		\$850.45	12/31/2002		
				CDAA	\$8.50
				GENERAL FUND	\$204.11
				SANTA BARBARA CO DA	\$85.05
				SANTA MARIA PD	\$552.79
2002R00198		\$1,102.54	06/30/2002		
				CDAA	\$11.03
				GENERAL FUND	\$264.61
				SANTA BARBARA CO DA	\$110.25
				SANTA MARIA PD	\$716.65
2002R02328		\$1,165.77	06/30/2002		
				CDAA	\$9.21
				GENERAL FUND	\$221.05
				SANTA BARBARA CO DA	\$92.10
				SANTA MARIA PD	\$843.41
2002R03097		\$135.78	12/31/2002		
				CDAA	\$1.36
				GENERAL FUND	\$32.59
				SANTA BARBARA CO DA	\$13.58
				SANTA MARIA PD	\$88.25



State of California
ASSET FORFEITURE REPORT - 2002

Table 3

Admin. Number	Docket Number	Amount Forfeited	Date Disbursed	Recipient	Amount Disbursed
2002R03298		\$372.70	09/30/2002		
				CDAA	\$3.73
				GENERAL FUND	\$89.45
				SANTA BARBARA CO DA	\$37.27
				SANTA MARIA PD	\$242.25
2002R03766		\$497.10	12/31/2002		
				CDAA	\$4.97
				GENERAL FUND	\$119.30
				SANTA BARBARA CO DA	\$49.71
				SANTA MARIA PD	\$323.12
2002R05031		\$407.25	12/31/2002		
				CDAA	\$4.07
				GENERAL FUND	\$97.74
				SANTA BARBARA CO DA	\$40.73
				SANTA MARIA PD	\$264.71
97R07077		\$872.38	12/31/2002		
				CDAA	\$8.72
				GENERAL FUND	\$209.37
				SANTA BARBARA CO DA	\$87.24
				SANTA MARIA PD	\$567.05
98-4532		\$2,627.55	12/31/2002		
				CDAA	\$26.28
				GENERAL FUND	\$630.61
				LOMPOC PD	\$1,707.90
				SANTA BARBARA CO DA	\$262.76
99-17606		\$889.77	09/30/2002		
				CDAA	\$8.90
				GENERAL FUND	\$213.54
				SANTA BARBARA CO DA	\$88.98
				SANTA BARBARA CO PROB	\$86.75
				SANTA BARBARA PD	\$491.60
99-21347		\$10,895.38	03/31/2002		
				CDAA	\$108.95
				GENERAL FUND	\$2,614.89
				SANTA BARBARA CO DA	\$1,089.54
				SANTA BARBARA CO PROB	\$1,062.36
				SANTA BARBARA PD	\$6,019.64
99R06669		\$618.43	03/31/2002		
				CDAA	\$6.18
				GENERAL FUND	\$148.42
				SANTA BARBARA CO DA	\$61.84



State of California
ASSET FORFEITURE REPORT - 2002

Table 3

Admin. Number	Docket Number	Amount Forfeited	Date Disbursed	Recipient	Amount Disbursed
				SANTA MARIA PD	\$401.99
Total for Santa Barbara County:					\$285,718.01



State of California
ASSET FORFEITURE REPORT - 2002

Table 3

Admin. Number	Docket Number	Amount Forfeited	Date Disbursed	Recipient	Amount Disbursed
SANTA CLARA					
AF 00-0008		\$6,644.02	02/20/2002		
				CDAA	\$66.44
				GENERAL FUND	\$1,594.56
				MILPITAS PD	\$3,670.82
				SANTA CLARA CO DA	\$664.41
				SC CO SPEC FUND	\$647.79
AF 00-0015		\$685.54	03/29/2002		
				CDAA	\$6.86
				GENERAL FUND	\$164.53
				SANTA CLARA CO DA	\$68.55
				SC CO SPEC FUND	\$66.84
				TF ALLIED AGYS NET-AANET	\$378.76
AF 00-0082		\$6,594.47	12/24/2002		
				CDAA	\$65.94
				GENERAL FUND	\$1,582.67
				SAN JOSE PD	\$3,643.45
				SANTA CLARA CO DA	\$659.44
				SC CO SPEC FUND	\$642.97
AF 00-0126		\$3,912.54	09/10/2002		
				CDAA	\$39.13
				GENERAL FUND	\$939.01
				SAN JOSE PD	\$2,161.68
				SANTA CLARA CO DA	\$391.24
				SC CO SPEC FUND	\$381.48
AF 00-0128		\$12,685.46	08/19/2002		
				CDAA	\$126.85
				GENERAL FUND	\$3,044.51
				SAN JOSE PD	\$7,008.72
				SANTA CLARA CO DA	\$1,268.55
				SC CO SPEC FUND	\$1,236.83
AF 01-0014		\$60,192.30	10/04/2002		
				CDAA	\$601.92
				GENERAL FUND	\$14,446.15
				MILPITAS PD	\$33,256.25
				SANTA CLARA CO DA	\$6,019.23
				SC CO SPEC FUND	\$5,868.75
AF 01-0030		\$1,746.85	05/21/2002		
				CDAA	\$17.47
				GENERAL FUND	\$419.24
				SAN JOSE PD	\$965.13



State of California
ASSET FORFEITURE REPORT - 2002

Table 3

Admin. Number	Docket Number	Amount Forfeited	Date Disbursed	Recipient	Amount Disbursed
AF 01-0034		\$6,899.59	05/21/2002	SANTA CLARA CO DA	\$174.69
				SC CO SPEC FUND	\$170.32
				CDA A	\$69.00
				GENERAL FUND	\$1,655.90
				SAN JOSE PD	\$3,812.02
AF 01-0044		\$515.30	06/14/2002	SANTA CLARA CO DA	\$689.96
				SC CO SPEC FUND	\$672.71
				CDA A	\$5.15
				GENERAL FUND	\$123.67
				SAN JOSE PD	\$284.71
AF 01-0052		\$65,333.03	10/18/2002	SANTA CLARA CO DA	\$51.53
				SC CO SPEC FUND	\$50.24
				CDA A	\$653.33
				GENERAL FUND	\$15,679.93
				SANTA CLARA CO DA	\$6,533.29
AF 01-0058		\$259,442.39	09/18/2002	SC CO SPEC FUND	\$6,369.98
				TF ALLIED AGYS NET-AANET	\$36,096.50
				CDA A	\$2,594.42
				GENERAL FUND	\$62,266.17
				SANTA CLARA CO DA	\$25,944.25
AF 01-0061		\$2,482.44	06/27/2002	SC CO SPEC FUND	\$25,295.63
				TF ALLIED AGYS NET-AANET	\$143,341.92
				CDA A	\$24.82
				GENERAL FUND	\$595.79
				SANTA CLARA CO DA	\$248.24
AF 01-0062		\$31,404.91	10/15/2002	SC CO SPEC FUND	\$242.04
				TF ALLIED AGYS NET-AANET	\$1,371.55
				CDA A	\$314.05
				GENERAL FUND	\$7,537.18
				SANTA CLARA CO DA	\$3,140.48
AF 01-0062A		\$500.59	10/15/2002	SC CO SPEC FUND	\$3,061.98
				TF ALLIED AGYS NET-AANET	\$17,351.22
				CDA A	\$5.01
				GENERAL FUND	\$120.14



State of California
ASSET FORFEITURE REPORT - 2002

Table 3

Admin. Number	Docket Number	Amount Forfeited	Date Disbursed	Recipient	Amount Disbursed
				SANTA CLARA CO DA	\$50.05
				SC CO SPEC FUND	\$48.81
AF 01-0062B		\$802.44	10/15/2002	TF ALLIED AGYS NET-AANET	\$276.58
				CDAA	\$8.02
				GENERAL FUND	\$192.59
				SANTA CLARA CO DA	\$80.24
				SC CO SPEC FUND	\$78.24
				TF ALLIED AGYS NET-AANET	\$443.35
AF 01-0065		\$9,348.04	06/27/2002		
				CDAA	\$93.48
				GENERAL FUND	\$2,243.53
				SANTA CLARA CO DA	\$934.80
				SC CO SPEC FUND	\$911.44
				TF ALLIED AGYS NET-AANET	\$5,164.79
AF 01-0066		\$6,133.51	06/27/2002		
				CDAA	\$61.34
				GENERAL FUND	\$1,472.04
				SANTA CLARA CO DA	\$613.34
				SC CO SPEC FUND	\$598.02
				TF ALLIED AGYS NET-AANET	\$3,388.77
AF 01-0069		\$13,234.50	06/17/2002		
				CDAA	\$132.35
				GENERAL FUND	\$3,176.28
				SANTA CLARA CO DA	\$1,323.44
				SC CO SPEC FUND	\$1,290.37
				TF ALLIED AGYS NET-AANET	\$7,312.06
AF 01-0071		\$1,981.26	09/19/2002		
				CDAA	\$19.81
				GENERAL FUND	\$475.50
				MILPITAS PD	\$1,094.64
				SANTA CLARA CO DA	\$198.14
				SC CO SPEC FUND	\$193.17
AF 01-0076		\$7,704.64	05/21/2002		
				CDAA	\$77.05
				GENERAL FUND	\$1,849.11
				SANTA CLARA CO DA	\$770.46
				SC CO SPEC FUND	\$751.21
				TF ALLIED AGYS NET-AANET	\$4,256.81
AF 01-0076A		\$12,882.55	06/04/2002		
				CDAA	\$128.83



State of California
ASSET FORFEITURE REPORT - 2002

Table 3

Admin. Number	Docket Number	Amount Forfeited	Date Disbursed	Recipient	Amount Disbursed
				GENERAL FUND	\$3,091.81
				SANTA CLARA CO DA	\$1,288.25
				SC CO SPEC FUND	\$1,256.05
				TF ALLIED AGYS NET-AANET	\$7,117.61
AF 01-0080		\$4,524.73	08/23/2002		
				CDA A	\$45.25
				GENERAL FUND	\$1,085.94
				SANTA CLARA CO DA	\$452.48
				SC CO SPEC FUND	\$441.15
				TF ALLIED AGYS NET-AANET	\$2,499.91
AF 01-0081		\$3,512.61	03/26/2002		
				CDA A	\$35.13
				GENERAL FUND	\$843.03
				SANTA CLARA CO DA	\$351.25
				SC CO SPEC FUND	\$342.48
				SUNNYVALE PD	\$1,940.72
AF 01-0082		\$4,052.62	06/14/2002		
				CDA A	\$40.53
				GENERAL FUND	\$972.63
				SAN JOSE PD	\$2,239.08
				SANTA CLARA CO DA	\$405.24
				SC CO SPEC FUND	\$395.14
AF 01-0083		\$5,477.86	05/21/2002		
				CDA A	\$54.78
				GENERAL FUND	\$1,314.69
				SANTA CLARA CO DA	\$547.78
				SC CO SPEC FUND	\$534.09
				TF ALLIED AGYS NET-AANET	\$3,026.52
AF 01-0083A		\$9,481.88	05/21/2002		
				CDA A	\$94.82
				GENERAL FUND	\$2,275.65
				SANTA CLARA CO DA	\$948.19
				SC CO SPEC FUND	\$924.48
				TF ALLIED AGYS NET-AANET	\$5,238.74
AF 01-0084		\$42,802.33	06/27/2002		
				CDA A	\$428.02
				GENERAL FUND	\$10,272.56
				SANTA CLARA CO DA	\$4,280.24
				SC CO SPEC FUND	\$4,173.22
				TF ALLIED AGYS NET-AANET	\$23,648.29



State of California
ASSET FORFEITURE REPORT - 2002

Table 3

Admin. Number	Docket Number	Amount Forfeited	Date Disbursed	Recipient	Amount Disbursed
AF 01-0093		\$582.68	02/21/2002	CDA GENERAL FUND SAN JOSE PD SANTA CLARA CO DA SC CO SPEC FUND	\$5.83 \$139.84 \$321.93 \$58.27 \$56.81
AF 01-0097		\$4,993.15	10/16/2002	CDA GENERAL FUND SAN JOSE PD SANTA CLARA CO DA SC CO SPEC FUND	\$49.93 \$1,198.36 \$2,758.72 \$499.30 \$486.84
AF 01-0106		\$1,080.37	03/29/2002	CDA GENERAL FUND MILPITAS PD SANTA CLARA CO DA SC CO SPEC FUND	\$10.80 \$259.29 \$596.90 \$108.05 \$105.33
AF 01-0109		\$4,176.79	04/18/2002	CDA GENERAL FUND SANTA CLARA CO DA SC CO SPEC FUND TF ALLIED AGYS NET-AANET	\$41.77 \$1,002.43 \$417.68 \$407.23 \$2,307.68
AF 01-0110		\$6,966.48	02/20/2002	CDA GENERAL FUND SAN JOSE PD SANTA CLARA CO DA SC CO SPEC FUND	\$69.66 \$1,671.96 \$3,848.98 \$696.65 \$679.23
AF 01-0112		\$1,242.36	04/18/2002	CDA GENERAL FUND SAN JOSE PD SANTA CLARA CO DA SC CO SPEC FUND	\$12.42 \$298.17 \$686.41 \$124.24 \$121.12
AF 01-0114		\$1,253.14	04/18/2002	CDA GENERAL FUND SAN JOSE PD SANTA CLARA CO DA	\$12.53 \$300.75 \$692.36 \$125.32



State of California
ASSET FORFEITURE REPORT - 2002

Table 3

Admin. Number	Docket Number	Amount Forfeited	Date Disbursed	Recipient	Amount Disbursed
AF 01-0115		\$21,787.75	04/18/2002	SC CO SPEC FUND	\$122.18
				CDA A	\$217.88
				GENERAL FUND	\$5,229.06
				SAN JOSE PD	\$12,037.73
				SANTA CLARA CO DA	\$2,178.78
AF 01-0116		\$15,997.00	03/29/2002	SC CO SPEC FUND	\$2,124.30
				CDA A	\$159.97
				GENERAL FUND	\$3,839.28
				SANTA CLARA CO DA	\$1,599.70
				SC CO SPEC FUND	\$1,559.71
AF 01-0117		\$4,833.64	11/08/2002	SUNNYVALE PD	\$8,838.34
				CDA A	\$48.34
				GENERAL FUND	\$1,160.07
				SAN JOSE PD	\$2,670.59
				SANTA CLARA CO DA	\$483.36
AF 01-0118		\$1,323.40	04/18/2002	SC CO SPEC FUND	\$471.28
				CDA A	\$13.23
				GENERAL FUND	\$317.62
				SAN JOSE PD	\$731.18
				SANTA CLARA CO DA	\$132.34
AF 01-0119		\$1,339.65	04/18/2002	SC CO SPEC FUND	\$129.03
				CDA A	\$13.40
				GENERAL FUND	\$321.52
				SAN JOSE PD	\$740.16
				SANTA CLARA CO DA	\$133.95
AF 01-0121		\$1,066.21	04/18/2002	SC CO SPEC FUND	\$130.62
				CDA A	\$10.66
				GENERAL FUND	\$255.89
				SANTA CLARA CO DA	\$106.63
				SC CO SPEC FUND	\$103.95
AF 01-0122		\$1,516.98	12/20/2002	SUNNYVALE PD	\$589.08
				CDA A	\$15.17
				GENERAL FUND	\$364.08
				SANTA CLARA CO DA	\$151.69



State of California
ASSET FORFEITURE REPORT - 2002

Table 3

Admin. Number	Docket Number	Amount Forfeited	Date Disbursed	Recipient	Amount Disbursed
AF 01-0124		\$1,138.80	12/20/2002	SANTA CLARA CO SO	\$838.14
				SC CO SPEC FUND	\$147.90
				CDAA	\$11.39
				GENERAL FUND	\$273.31
				SAN JOSE PD	\$629.19
AF 02-0002		\$1,693.29	12/20/2002	SANTA CLARA CO DA	\$113.88
				SC CO SPEC FUND	\$111.03
				CDAA	\$16.93
				GENERAL FUND	\$406.39
				SANTA CLARA CO DA	\$169.33
AF 02-0003		\$119,849.48	12/17/2002	SC CO SPEC FUND	\$165.10
				TF ALLIED AGYS NET-AANET	\$935.54
				CDAA	\$1,198.49
				GENERAL FUND	\$28,763.88
				SAN JOSE PD	\$66,216.84
AF 02-0004		\$4,435.71	12/20/2002	SANTA CLARA CO DA	\$11,984.94
				SC CO SPEC FUND	\$11,685.33
				CDAA	\$44.36
				GENERAL FUND	\$1,064.57
				SANTA CLARA CO DA	\$443.57
AF 02-0007		\$9,820.28	12/20/2002	SC CO SPEC FUND	\$432.48
				TF ALLIED AGYS NET-AANET	\$2,450.73
				CDAA	\$98.20
				GENERAL FUND	\$2,356.87
				SANTA CLARA CO DA	\$982.03
AF 02-0008		\$2,522.96	12/20/2002	SANTA CLARA PD	\$5,425.71
				SC CO SPEC FUND	\$957.47
				CDAA	\$25.23
				GENERAL FUND	\$605.51
				SANTA CLARA CO DA	\$252.29
AF 02-0015		\$2,816.93	08/23/2002	SANTA CLARA PD	\$1,393.94
				SC CO SPEC FUND	\$245.99
				CDAA	\$28.17
				GENERAL FUND	\$676.06



State of California
ASSET FORFEITURE REPORT - 2002

Table 3

Admin. Number	Docket Number	Amount Forfeited	Date Disbursed	Recipient	Amount Disbursed
				SANTA CLARA CO DA	\$281.69
				SC CO SPEC FUND	\$274.65
				TF ALLIED AGYS NET-AANET	\$1,556.36
AF 02-0016		\$1,450.34	12/20/2002		
				CDA A	\$14.50
				GENERAL FUND	\$348.08
				SANTA CLARA CO DA	\$145.04
				SANTA CLARA PD	\$801.31
				SC CO SPEC FUND	\$141.41
AF 02-0018		\$1,229.21	12/26/2002		
				CDA A	\$12.29
				GENERAL FUND	\$295.01
				SANTA CLARA CO DA	\$122.94
				SC CO SPEC FUND	\$119.84
				TF ALLIED AGYS NET-AANET	\$679.13
AF 02-0019		\$3,418.51	12/20/2002		
				CDA A	\$34.19
				GENERAL FUND	\$820.44
				SANTA CLARA CO DA	\$341.85
				SANTA CLARA PD	\$1,888.73
				SC CO SPEC FUND	\$333.30
AF 02-0020		\$9,369.71	12/20/2002		
				CDA A	\$93.70
				GENERAL FUND	\$2,248.73
				MILPITAS PD	\$5,176.76
				SANTA CLARA CO DA	\$936.97
				SC CO SPEC FUND	\$913.55
AF 02-0021		\$2,451.03	12/20/2002		
				CDA A	\$24.51
				GENERAL FUND	\$588.25
				SANTA CLARA CO DA	\$245.10
				SANTA CLARA PD	\$1,354.19
				SC CO SPEC FUND	\$238.98
AF 02-0026		\$3,145.68	12/20/2002		
				CDA A	\$31.46
				GENERAL FUND	\$754.96
				SAN JOSE PD	\$1,737.98
				SANTA CLARA CO DA	\$314.58
				SC CO SPEC FUND	\$306.70
AF 02-0027		\$2,754.56	12/20/2002		
				CDA A	\$27.55



State of California
ASSET FORFEITURE REPORT - 2002

Table 3

Admin. Number	Docket Number	Amount Forfeited	Date Disbursed	Recipient	Amount Disbursed
				GENERAL FUND	\$661.09
				SANTA CLARA CO DA	\$275.46
				SANTA CLARA PD	\$1,521.89
				SC CO SPEC FUND	\$268.57
AF 02-0028		\$874.82	12/23/2002		
				CDA A	\$8.75
				GENERAL FUND	\$209.96
				SANTA CLARA CO DA	\$87.47
				SANTA CLARA PD	\$483.34
				SC CO SPEC FUND	\$85.30
AF 02-0041		\$1,810.60	12/20/2002		
				CDA A	\$18.11
				GENERAL FUND	\$434.54
				SANTA CLARA CO DA	\$181.05
				SC CO SPEC FUND	\$176.54
				SUNNYVALE PD	\$1,000.36
AF 02-0042		\$1,805.10	12/20/2002		
				CDA A	\$18.05
				GENERAL FUND	\$433.22
				SANTA CLARA CO DA	\$180.51
				SANTA CLARA PD	\$997.32
				SC CO SPEC FUND	\$176.00
AF 91-0001		\$35,555.10	10/09/2002		
				CDA A	\$355.55
				GENERAL FUND	\$8,533.22
				SANTA CLARA CO DA	\$3,555.51
				SC CO SPEC FUND	\$3,466.62
				SUNNYVALE PD	\$19,644.20
AF 98-0098J		\$6,067.96	09/26/2002		
				CDA A	\$60.68
				GENERAL FUND	\$1,456.31
				SANTA CLARA CO DA	\$606.79
				SC CO SPEC FUND	\$591.63
				TF ALLIED AGYS NET-AANET	\$3,352.55
AF 98-0110J		\$23,522.25	12/12/2002		
				CDA A	\$235.22
				GENERAL FUND	\$5,645.34
				SAN JOSE PD	\$12,996.04
				SANTA CLARA CO DA	\$2,352.23
				SC CO SPEC FUND	\$2,293.42



State of California
ASSET FORFEITURE REPORT - 2002

Table 3

Admin. Number	Docket Number	Amount Forfeited	Date Disbursed	Recipient	Amount Disbursed
AF 98-0110K		\$3,651.36	12/12/2002		
				CDA A	\$36.51
				GENERAL FUND	\$876.33
				SAN JOSE PD	\$2,017.38
				SANTA CLARA CO DA	\$365.13
				SC CO SPEC FUND	\$356.01
AF 99-0016		\$5,650.72	05/10/2002		
				CDA A	\$56.51
				GENERAL FUND	\$1,356.17
				SAN JOSE PD	\$3,122.02
				SANTA CLARA CO DA	\$565.07
				SC CO SPEC FUND	\$550.95
AF 99-0052J		\$10,428.96	12/12/2002		
				CDA A	\$104.29
				GENERAL FUND	\$2,502.95
				SAN JOSE PD	\$5,762.01
				SANTA CLARA CO DA	\$1,042.88
				SC CO SPEC FUND	\$1,016.83
Total for Santa Clara County:					\$904,601.36



State of California
ASSET FORFEITURE REPORT - 2002

Table 3

Admin. Number	Docket Number	Amount Forfeited	Date Disbursed	Recipient	Amount Disbursed
SANTA CRUZ					
ASF00-012	CV 137122	\$6,735.62	05/30/2002	15% - 11489	\$656.72
				CDAA	\$67.36
				GENERAL FUND	\$1,616.55
				SANTA CRUZ CO DA	\$673.56
				TF SANTA CRUZ CO NET	\$3,721.43
ASF00-020	CV 139272	\$11,709.25	05/13/2002	15% - 11489	\$1,141.65
				CDAA	\$117.09
				GENERAL FUND	\$2,810.22
				SANTA CRUZ CO DA	\$1,170.93
				SANTA CRUZ CO SO	\$6,469.36
ASF00-023	CV 138356	\$1,003.12	02/08/2002	15% - 11489	\$97.80
				CDAA	\$10.04
				GENERAL FUND	\$240.75
				SANTA CRUZ CO DA	\$100.31
				WATSONVILLE PD	\$554.22
ASF00-032	CV 139399	\$719.82	05/30/2002	15% - 11489	\$70.18
				CDAA	\$7.20
				GENERAL FUND	\$172.76
				SANTA CRUZ CO DA	\$71.98
				TF SANTA CRUZ CO NET	\$397.70
ASF00-044	CV 139801	\$1,923.04	02/08/2002	15% - 11489	\$187.50
				CDAA	\$19.23
				GENERAL FUND	\$461.53
				OTHER	\$1,062.48
				SANTA CRUZ CO DA	\$192.30
ASF00-047		\$1,040.51	05/30/2002	15% - 11489	\$101.45
				CAPITOLA PD	\$574.88
				CDAA	\$10.41
				GENERAL FUND	\$249.72
				SANTA CRUZ CO DA	\$104.05
ASF01-004	CV 140402	\$8,572.76	08/02/2002	15% - 11489	\$835.84
				CDAA	\$85.73
				GENERAL FUND	\$2,057.46



State of California
ASSET FORFEITURE REPORT - 2002

Table 3

Admin. Number	Docket Number	Amount Forfeited	Date Disbursed	Recipient	Amount Disbursed
ASF01-006		\$160.05	03/18/2002	SANTA CRUZ CO DA	\$857.28
				SANTA CRUZ CO SO	\$4,736.45
				15% - 11489	\$15.60
				CDAA	\$1.60
				GENERAL FUND	\$38.42
ASF01-007		\$1,250.51	05/23/2002	SANTA CRUZ CO DA	\$16.00
				SANTA CRUZ CO SO	\$88.43
				15% - 11489	\$121.92
				CDAA	\$12.51
				GENERAL FUND	\$300.12
ASF01-008	CV 140603	\$2,655.76	06/21/2002	OTHER	\$690.91
				SANTA CRUZ CO DA	\$125.05
				15% - 11489	\$258.94
				CDAA	\$26.56
				GENERAL FUND	\$637.38
ASF01-014	CV 140626	\$2,964.31	06/27/2002	SANTA CRUZ CO DA	\$265.58
				SANTA CRUZ CO SO	\$1,467.30
				15% - 11489	\$289.02
				CDAA	\$29.65
				GENERAL FUND	\$711.43
ASF01-018		\$1,726.59	03/12/2002	SANTA CRUZ CO DA	\$296.43
				WATSONVILLE PD	\$1,637.78
				15% - 11489	\$168.34
				CDAA	\$17.27
				GENERAL FUND	\$414.38
ASF01-020	CV 141438	\$448.86	12/23/2002	SANTA CRUZ CO DA	\$172.65
				WATSONVILLE PD	\$953.95
				15% - 11489	\$43.76
				CDAA	\$4.48
				GENERAL FUND	\$107.73
ASF01-021		\$549.02	06/04/2002	SANTA CRUZ CO DA	\$44.89
				TF SANTA CRUZ CO NET	\$248.00
				15% - 11489	\$53.53
				CDAA	\$5.49



State of California
ASSET FORFEITURE REPORT - 2002

Table 3

Admin. Number	Docket Number	Amount Forfeited	Date Disbursed	Recipient	Amount Disbursed
				GENERAL FUND	\$131.76
				SANTA CRUZ CO DA	\$54.90
				WATSONVILLE PD	\$303.34
ASF01-023		\$1,115.80	06/04/2002		
				15% - 11489	\$108.79
				CDAA	\$11.16
				GENERAL FUND	\$267.80
				SANTA CRUZ CO DA	\$111.58
				SANTA CRUZ CO SO	\$616.47
ASF01-024		\$758.68	03/18/2002		
				15% - 11489	\$73.97
				CDAA	\$7.59
				GENERAL FUND	\$182.08
				SANTA CRUZ CO DA	\$75.87
				SANTA CRUZ CO SO	\$419.17
ASF01-028		\$1,298.47	06/21/2002		
				15% - 11489	\$126.60
				CDAA	\$12.98
				GENERAL FUND	\$311.63
				SANTA CRUZ CO DA	\$129.85
				SANTA CRUZ CO SO	\$717.41
ASF01-029		\$1,637.56	05/30/2002		
				15% - 11489	\$159.66
				CDAA	\$16.38
				GENERAL FUND	\$393.01
				SANTA CRUZ CO DA	\$163.76
				TF SANTA CRUZ CO NET	\$904.75
ASF01-033		\$2,702.49	09/09/2002		
				15% - 11489	\$263.49
				CDAA	\$27.02
				GENERAL FUND	\$648.60
				SANTA CRUZ CO DA	\$270.25
				WATSONVILLE PD	\$1,493.13
ASF01-034		\$471.63	03/19/2002		
				15% - 11489	\$45.99
				CDAA	\$4.71
				GENERAL FUND	\$113.20
				SANTA CRUZ CO DA	\$47.16
				SANTA CRUZ PD	\$260.57
ASF01-035		\$577.62	02/08/2002		
				15% - 11489	\$56.32



State of California
ASSET FORFEITURE REPORT - 2002

Table 3

Admin. Number	Docket Number	Amount Forfeited	Date Disbursed	Recipient	Amount Disbursed
ASF01-037		\$1,332.77	05/30/2002	CDAA	\$5.77
				GENERAL FUND	\$138.63
				SANTA CRUZ CO DA	\$57.76
				WATSONVILLE PD	\$319.14
ASF01-038		\$642.18	05/30/2002	15% - 11489	\$129.95
				CDAA	\$13.32
				GENERAL FUND	\$319.86
				SANTA CRUZ CO DA	\$133.28
				TF SANTA CRUZ CO NET	\$736.36
ASF01-039		\$29,741.85	12/03/2002	15% - 11489	\$62.62
				CDAA	\$6.42
				GENERAL FUND	\$154.12
				SANTA CRUZ CO DA	\$64.22
				TF SANTA CRUZ CO NET	\$354.80
ASF01-040	CV 141920	\$1,668.03	03/20/2002	15% - 11489	\$2,899.83
				CDAA	\$297.42
				GENERAL FUND	\$7,138.04
				SANTA CRUZ CO DA	\$2,974.19
				SANTA CRUZ CO SO	\$16,432.37
ASF01-041	CV 142185	\$279.83	05/13/2002	15% - 11489	\$162.63
				CAPITOLA PD	\$921.59
				CDAA	\$16.68
				GENERAL FUND	\$400.33
				SANTA CRUZ CO DA	\$166.80
ASF01-042	CV 142356	\$1,289.71	12/20/2002	15% - 11489	\$27.28
				CDAA	\$2.80
				GENERAL FUND	\$67.16
				SANTA CRUZ CO DA	\$27.98
				SANTA CRUZ CO SO	\$154.61
				15% - 11489	\$125.75
				CDAA	\$12.90
				GENERAL FUND	\$309.53
				SANTA CRUZ CO DA	\$128.97
				SANTA CRUZ CO SO	\$712.56



State of California
ASSET FORFEITURE REPORT - 2002

Table 3

Admin. Number	Docket Number	Amount Forfeited	Date Disbursed	Recipient	Amount Disbursed
ASF01-043		\$664.76	03/18/2002	15% - 11489	\$64.81
				CDAA	\$6.65
				GENERAL FUND	\$159.54
				SANTA CRUZ CO DA	\$66.48
				SANTA CRUZ CO SO	\$367.28
ASF01-044		\$1,065.08	04/16/2002	15% - 11489	\$103.85
				CDAA	\$10.65
				GENERAL FUND	\$255.62
				OTHER	\$588.45
				SANTA CRUZ CO DA	\$106.51
ASF01-046		\$482.61	06/21/2002	15% - 11489	\$47.05
				CDAA	\$4.83
				GENERAL FUND	\$115.83
				SANTA CRUZ CO DA	\$48.26
				SANTA CRUZ CO SO	\$266.64
ASF01-047		\$797.48	06/04/2002	15% - 11489	\$77.75
				CDAA	\$7.97
				GENERAL FUND	\$191.40
				SANTA CRUZ CO DA	\$79.75
				WATSONVILLE PD	\$440.61
ASF01-048		\$916.10	03/20/2002	15% - 11489	\$89.31
				CDAA	\$9.16
				GENERAL FUND	\$219.84
				SANTA CRUZ CO DA	\$91.61
				SANTA CRUZ PD	\$506.18
ASF01-049		\$3,830.57	12/20/2002	15% - 11489	\$373.48
				CDAA	\$38.31
				GENERAL FUND	\$919.34
				SANTA CRUZ CO DA	\$383.06
				SANTA CRUZ CO SO	\$2,116.38
ASF01-050		\$564.69	03/28/2002	15% - 11489	\$55.06
				CDAA	\$5.65
				GENERAL FUND	\$135.53
				SANTA CRUZ CO DA	\$56.47



State of California
ASSET FORFEITURE REPORT - 2002

Table 3

Admin. Number	Docket Number	Amount Forfeited	Date Disbursed	Recipient	Amount Disbursed
ASF02-003		\$592.47	06/04/2002	SANTA CRUZ CO SO	\$311.98
				15% - 11489	\$57.77
				CDAA	\$5.92
				GENERAL FUND	\$142.20
				SANTA CRUZ CO DA	\$59.24
				WATSONVILLE PD	\$327.34
ASF02-004		\$770.89	06/21/2002	15% - 11489	\$75.16
				CDAA	\$7.71
				GENERAL FUND	\$185.01
				SANTA CRUZ CO DA	\$77.09
				SANTA CRUZ CO SO	\$425.92
ASF02-006		\$5,264.38	05/30/2002	15% - 11489	\$513.28
				CDAA	\$52.64
				GENERAL FUND	\$1,263.45
				SANTA CRUZ CO DA	\$526.44
				TF SANTA CRUZ CO NET	\$2,908.57
ASF02-010	CV 142926	\$7,950.59	11/19/2002	15% - 11489	\$775.18
				CDAA	\$79.51
				GENERAL FUND	\$1,908.14
				SANTA CRUZ CO DA	\$795.06
				SANTA CRUZ CO SO	\$4,392.70
ASF02-011		\$1,099.77	11/19/2002	15% - 11489	\$107.23
				CDAA	\$11.00
				GENERAL FUND	\$263.94
				SANTA CRUZ CO DA	\$109.98
				SANTA CRUZ CO SO	\$607.62
ASF02-012		\$4,076.27	06/21/2002	15% - 11489	\$397.44
				CDAA	\$40.76
				GENERAL FUND	\$978.30
				SANTA CRUZ CO DA	\$407.63
				SANTA CRUZ CO SO	\$2,252.14
ASF02-013		\$8,724.52	12/20/2002	15% - 11489	\$850.64
				CDAA	\$87.25
				GENERAL FUND	\$2,093.88



State of California
ASSET FORFEITURE REPORT - 2002

Table 3

Admin. Number	Docket Number	Amount Forfeited	Date Disbursed	Recipient	Amount Disbursed
ASF02-014		\$785.85	05/13/2002	SANTA CRUZ CO DA	\$872.45
				SANTA CRUZ CO SO	\$4,820.30
				15% - 11489	\$76.62
				CDAA	\$7.86
				GENERAL FUND	\$188.60
ASF02-015	CV 143392	\$1,320.64	12/03/2002	SANTA CRUZ CO DA	\$78.59
				SANTA CRUZ CO SO	\$434.18
				15% - 11489	\$128.76
				CDAA	\$13.21
				GENERAL FUND	\$316.95
ASF02-016		\$1,406.91	12/23/2002	SANTA CRUZ CO DA	\$132.06
				SANTA CRUZ CO SO	\$729.66
				15% - 11489	\$137.17
				CDAA	\$14.07
				GENERAL FUND	\$337.66
ASF02-017		\$791.82	12/23/2002	SANTA CRUZ CO DA	\$140.69
				TF SANTA CRUZ CO NET	\$777.32
				15% - 11489	\$77.20
				CDAA	\$7.92
				GENERAL FUND	\$190.04
ASF02-018		\$2,459.62	12/20/2002	SANTA CRUZ CO DA	\$79.18
				TF SANTA CRUZ CO NET	\$437.48
				15% - 11489	\$239.81
				CDAA	\$24.60
				GENERAL FUND	\$590.31
ASF02-019		\$477.28	06/04/2002	SANTA CRUZ CO DA	\$245.96
				SANTA CRUZ CO SO	\$1,358.94
				15% - 11489	\$46.54
				CDAA	\$4.77
				GENERAL FUND	\$114.55
ASF02-020		\$187.77	12/23/2002	OTHER	\$263.69
				SANTA CRUZ CO DA	\$47.73
				15% - 11489	\$18.31
				CDAA	\$1.88



State of California
ASSET FORFEITURE REPORT - 2002

Table 3

Admin. Number	Docket Number	Amount Forfeited	Date Disbursed	Recipient	Amount Disbursed
				GENERAL FUND	\$45.06
				SANTA CRUZ CO DA	\$18.78
				TF SANTA CRUZ CO NET	\$103.74
ASF02-021		\$286.60	06/21/2002	15% - 11489	\$27.94
				CDAA	\$2.87
				GENERAL FUND	\$68.78
				SANTA CRUZ CO DA	\$28.66
				SANTA CRUZ CO SO	\$158.35
ASF02-023	CV 143686	\$159.08	11/19/2002	15% - 11489	\$15.51
				CDAA	\$1.59
				GENERAL FUND	\$38.18
				SANTA CRUZ CO DA	\$15.91
				SANTA CRUZ CO SO	\$87.89
ASF02-024		\$950.74	10/03/2002	15% - 11489	\$92.70
				CDAA	\$9.51
				GENERAL FUND	\$228.18
				SANTA CRUZ CO DA	\$95.08
				SCOTTS VALLEY PD	\$525.27
ASF02-026		\$1,361.70	07/31/2002	15% - 11489	\$132.76
				CDAA	\$13.62
				GENERAL FUND	\$326.81
				SANTA CRUZ CO DA	\$136.17
				SANTA CRUZ PD	\$752.34
ASF02-027		\$2,070.37	12/20/2002	15% - 11489	\$201.86
				CDAA	\$20.70
				GENERAL FUND	\$496.89
				SANTA CRUZ CO DA	\$207.04
				SANTA CRUZ CO SO	\$1,143.88
ASF02-029		\$898.76	12/20/2002	15% - 11489	\$87.63
				CDAA	\$8.99
				GENERAL FUND	\$215.70
				SANTA CRUZ CO DA	\$89.88
				SANTA CRUZ CO SO	\$496.56
ASF02-030		\$447.17	12/20/2002	15% - 11489	\$43.60



State of California
ASSET FORFEITURE REPORT - 2002

Table 3

Admin. Number	Docket Number	Amount Forfeited	Date Disbursed	Recipient	Amount Disbursed
				CDAA	\$4.47
				GENERAL FUND	\$107.32
				SANTA CRUZ CO DA	\$44.72
				SANTA CRUZ CO SO	\$247.06
ASF02-031		\$5,925.18	12/20/2002		
				15% - 11489	\$577.71
				CDAA	\$59.25
				GENERAL FUND	\$1,422.04
				SANTA CRUZ CO DA	\$592.52
				SANTA CRUZ CO SO	\$3,273.66
ASF02-033		\$15,899.85	12/23/2002		
				15% - 11489	\$1,550.24
				CDAA	\$159.00
				GENERAL FUND	\$3,815.96
				SANTA CRUZ CO DA	\$1,589.98
				TF SANTA CRUZ CO NET	\$8,784.67
ASF02-035	CV 144039	\$8,815.68	12/20/2002		
				15% - 11489	\$859.52
				CDAA	\$88.16
				GENERAL FUND	\$2,115.76
				SANTA CRUZ CO DA	\$881.57
				SANTA CRUZ PD	\$4,870.67
ASF02-036		\$282.78	12/20/2002		
				15% - 11489	\$27.57
				CDAA	\$2.83
				GENERAL FUND	\$67.87
				SANTA CRUZ CO DA	\$28.28
				SANTA CRUZ CO SO	\$156.23
ASF02-040		\$400.88	12/20/2002		
				15% - 11489	\$39.09
				CDAA	\$4.01
				GENERAL FUND	\$96.21
				SANTA CRUZ CO DA	\$40.09
				SANTA CRUZ CO SO	\$221.48
ASF02-043		\$596.78	12/20/2002		
				15% - 11489	\$58.19
				CDAA	\$5.97
				GENERAL FUND	\$143.23
				SANTA CRUZ CO DA	\$59.68
				SANTA CRUZ CO SO	\$329.71



State of California
ASSET FORFEITURE REPORT - 2002

Table 3

Admin. Number	Docket Number	Amount Forfeited	Date Disbursed	Recipient	Amount Disbursed
ASF02-046		\$555.80	12/20/2002	15% - 11489	\$54.19
				CDAA	\$5.56
				GENERAL FUND	\$133.39
				SANTA CRUZ CO DA	\$55.58
				SANTA CRUZ CO SO	\$307.08
ASF02-047	CV 144751	\$12,537.10	12/20/2002	15% - 11489	\$1,222.37
				CDAA	\$125.37
				GENERAL FUND	\$3,008.90
				SANTA CRUZ CO DA	\$1,253.71
				SANTA CRUZ CO SO	\$6,926.75
ASF02-048		\$445.67	12/20/2002	15% - 11489	\$43.45
				CDAA	\$4.46
				GENERAL FUND	\$106.96
				SANTA CRUZ CO DA	\$44.57
				SANTA CRUZ CO SO	\$246.23
ASF97-019		\$895.18	12/23/2002	15% - 11489	\$87.28
				CDAA	\$8.95
				GENERAL FUND	\$214.84
				SANTA CRUZ CO DA	\$89.52
				TF SANTA CRUZ CO NET	\$494.59
ASF97-025		\$2,924.32	05/30/2002	15% - 11489	\$285.12
				CDAA	\$29.24
				GENERAL FUND	\$701.84
				SANTA CRUZ CO DA	\$292.43
				TF SANTA CRUZ CO NET	\$1,615.69
ASF99-026AB		\$5,909.80	05/30/2002	15% - 11489	\$576.21
				CDAA	\$59.10
				GENERAL FUND	\$1,418.35
				SANTA CRUZ CO DA	\$590.98
				SANTA CRUZ CO SO	\$3,265.16
ASF99-040	CV 136940	\$19,126.90	05/30/2002	15% - 11489	\$1,864.88
				CDAA	\$191.26
				GENERAL FUND	\$4,590.46
				SANTA CRUZ CO DA	\$1,912.69



State of California
ASSET FORFEITURE REPORT - 2002

Table 3

Admin. Number	Docket Number	Amount Forfeited	Date Disbursed	Recipient	Amount Disbursed
				TF SANTA CRUZ CO NET	\$10,567.61
Total for Santa Cruz County:					\$209,696.25



State of California
ASSET FORFEITURE REPORT - 2002

Table 3

Admin. Number	Docket Number	Amount Forfeited	Date Disbursed	Recipient	Amount Disbursed
SHASTA					
01-37223		\$1,067.60	05/31/2002		
				CDAA	\$10.68
				GENERAL FUND	\$256.22
				SHASTA CO DA	\$106.76
				SHASTA CO SO	\$693.94
01-49432		\$10,872.60	02/14/2002		
				CDAA	\$108.73
				GENERAL FUND	\$2,609.42
				REDDING PD	\$7,067.19
				SHASTA CO DA	\$1,087.26
01-55551		\$2,113.00	08/23/2002		
				CDAA	\$21.13
				GENERAL FUND	\$507.12
				REDDING PD	\$1,373.45
				SHASTA CO DA	\$211.30
01-57697		\$10,937.80	02/14/2002		
				CDAA	\$109.38
				GENERAL FUND	\$2,625.07
				REDDING PD	\$7,109.57
				SHASTA CO DA	\$1,093.78
02-1593		\$3,888.00	04/17/2002		
				CDAA	\$38.88
				GENERAL FUND	\$933.12
				SHASTA CO DA	\$388.80
				SHASTA CO SO	\$2,527.20
02-24643		\$1,997.80	08/19/2002		
				CDAA	\$19.98
				GENERAL FUND	\$479.47
				REDDING PD	\$1,298.57
				SHASTA CO DA	\$199.78
02-25762		\$406.00	08/23/2002		
				CDAA	\$4.06
				GENERAL FUND	\$97.44
				REDDING PD	\$263.90
				SHASTA CO DA	\$40.60
02-28760		\$5,713.80	10/28/2002		
				CDAA	\$57.14
				GENERAL FUND	\$1,371.31
				REDDING PD	\$3,713.97
				SHASTA CO DA	\$571.38



State of California
ASSET FORFEITURE REPORT - 2002

Table 3

Admin. Number	Docket Number	Amount Forfeited	Date Disbursed	Recipient	Amount Disbursed
02-30552		\$158.00	10/28/2002		
				CDAA	\$1.58
				GENERAL FUND	\$37.92
				REDDING PD	\$102.70
				SHASTA CO DA	\$15.80
02-34672		\$734.60	10/28/2002		
				CDAA	\$7.35
				GENERAL FUND	\$176.30
				REDDING PD	\$477.49
				SHASTA CO DA	\$73.46
02-47891		\$486.40	10/01/2002		
				CDAA	\$4.86
				GENERAL FUND	\$116.74
				REDDING PD	\$316.16
				SHASTA CO DA	\$48.64
02-9595		\$2,812.80	09/09/2002		
				CDAA	\$28.13
				GENERAL FUND	\$675.07
				SHASTA CO DA	\$281.28
				SHASTA CO SO	\$1,828.32
RE2001-0008		\$5,938.00	02/14/2002		
				CA DOJ-BNE REDDING	\$3,859.70
				CDAA	\$59.38
				GENERAL FUND	\$1,425.12
				SHASTA CO DA	\$593.80
S00-04		\$895.10	04/10/2002		
				CDAA	\$8.95
				GENERAL FUND	\$214.82
				SHASTA CO DA	\$89.51
				TF SHASTA INTERAGCY NTF	\$581.82
S01-101		\$20,488.94	10/14/2002		
				CDAA	\$204.89
				GENERAL FUND	\$4,917.35
				SHASTA CO DA	\$2,048.89
				TF SHASTA INTERAGCY NTF	\$13,317.81
S01-96		\$6,533.60	03/20/2002		
				CDAA	\$65.34
				GENERAL FUND	\$1,568.06
				SHASTA CO DA	\$653.36
				TF SHASTA INTERAGCY NTF	\$4,246.84



State of California
ASSET FORFEITURE REPORT - 2002

Table 3

Admin. Number	Docket Number	Amount Forfeited	Date Disbursed	Recipient	Amount Disbursed
SH02-110		\$4,513.00	10/03/2002		
				CDAA	\$45.13
				GENERAL FUND	\$1,083.12
				SHASTA CO DA	\$451.30
				TF SHASTA INTERAGCY NTF	\$2,933.45
SH02-116		\$300.00	10/18/2002		
				CDAA	\$3.00
				GENERAL FUND	\$72.00
				SHASTA CO DA	\$30.00
				TF SHASTA INTERAGCY NTF	\$195.00
SH02-121		\$987.00	12/02/2002		
				CDAA	\$9.87
				GENERAL FUND	\$236.88
				SHASTA CO DA	\$98.70
				TF SHASTA INTERAGCY NTF	\$641.55
SH02-132		\$1,716.00	12/17/2002		
				CDAA	\$17.16
				GENERAL FUND	\$411.84
				SHASTA CO DA	\$171.60
				TF SHASTA INTERAGCY NTF	\$1,115.40
SH02-22		\$1,273.00	08/15/2002		
				CDAA	\$12.73
				GENERAL FUND	\$305.52
				SHASTA CO DA	\$127.30
				TF SHASTA INTERAGCY NTF	\$827.45
SH02-32		\$1,781.40	06/28/2002		
				CDAA	\$17.81
				GENERAL FUND	\$427.54
				SHASTA CO DA	\$178.14
				TF SHASTA INTERAGCY NTF	\$1,157.91
SH02-50		\$3,806.00	07/08/2002		
				CDAA	\$38.06
				GENERAL FUND	\$913.44
				SHASTA CO DA	\$380.60
				TF SHASTA INTERAGCY NTF	\$2,473.90
SH02-77		\$4,977.60	10/28/2002		
				CDAA	\$49.78
				GENERAL FUND	\$1,194.62
				SHASTA CO DA	\$497.76
				TF SHASTA INTERAGCY NTF	\$3,235.44



State of California
ASSET FORFEITURE REPORT - 2002

Table 3

Admin. Number	Docket Number	Amount Forfeited	Date Disbursed	Recipient	Amount Disbursed
SH02-84		\$171.80	10/28/2002		
				CDAA	\$1.72
				GENERAL FUND	\$41.23
				SHASTA CO DA	\$17.18
				TF SHASTA INTERAGCY NTF	\$111.67
SH2002-110		\$803.20	10/03/2002		
				CDAA	\$8.03
				GENERAL FUND	\$192.77
				SHASTA CO DA	\$80.32
				TF SHASTA INTERAGCY NTF	\$522.08
SH2002-50		\$5,160.00	07/08/2002		
				CDAA	\$51.60
				GENERAL FUND	\$1,238.40
				SHASTA CO DA	\$516.00
				TF SHASTA INTERAGCY NTF	\$3,354.00
SH2002-85		\$744.46	10/14/2002		
				CDAA	\$7.44
				GENERAL FUND	\$178.67
				SHASTA CO DA	\$74.45
				TF SHASTA INTERAGCY NTF	\$483.90
Total for Shasta County:					\$101,277.50



State of California
ASSET FORFEITURE REPORT - 2002

Table 3

Admin. Number	Docket Number	Amount Forfeited	Date Disbursed	Recipient	Amount Disbursed
SISKIYOU					
SQ2001-0010		\$1,662.43	06/13/2002	15% - 11489	\$162.09
				CDAA	\$16.62
				GENERAL FUND	\$398.99
				SISKIYOU CO DA	\$166.24
				TF SISKIYOU CO INTF	\$918.49
SQ2002-0000		\$896.72	06/13/2002	15% - 11489	\$87.43
				CDAA	\$8.98
				GENERAL FUND	\$215.21
				SISKIYOU CO DA	\$89.67
				TF SISKIYOU CO INTF	\$495.43
SQ2002-0002		\$1,330.36	06/13/2002	15% - 11489	\$129.71
				CDAA	\$13.30
				GENERAL FUND	\$319.29
				SISKIYOU CO DA	\$133.04
				TF SISKIYOU CO INTF	\$735.02
SQ2002-0002		\$1,544.96	07/18/2002	15% - 11489	\$150.63
				CDAA	\$15.45
				GENERAL FUND	\$370.79
				SISKIYOU CO DA	\$154.50
				TF SISKIYOU CO INTF	\$853.59
SQ2002-0013		\$1,008.70	12/13/2002	15% - 11489	\$98.35
				CDAA	\$10.09
				GENERAL FUND	\$242.09
				SISKIYOU CO DA	\$100.87
				TF SISKIYOU CO INTF	\$557.30
SQ2002-0071		\$946.35	12/13/2002	15% - 11489	\$92.27
				CDAA	\$9.46
				GENERAL FUND	\$227.12
				SISKIYOU CO DA	\$94.64
				TF SISKIYOU CO INTF	\$522.86
SQ2002-0071		\$706.95	12/13/2002	15% - 11489	\$68.93
				CDAA	\$7.07
				GENERAL FUND	\$169.67



State of California
ASSET FORFEITURE REPORT - 2002

Table 3

Admin. Number	Docket Number	Amount Forfeited	Date Disbursed	Recipient	Amount Disbursed
				SISKIYOU CO DA	\$70.70
				TF SISKIYOU CO INTF	\$390.58
SQ97W-076		\$235.45	06/13/2002		
				15% - 11489	\$22.96
				CDAA	\$2.35
				GENERAL FUND	\$56.51
				SISKIYOU CO DA	\$23.55
				TF SISKIYOU CO INTF	\$130.08
SQ98W-048		\$3,502.85	06/13/2002		
				15% - 11489	\$341.53
				CDAA	\$35.03
				GENERAL FUND	\$840.68
				SISKIYOU CO DA	\$350.29
				TF SISKIYOU CO INTF	\$1,935.32
Total for Siskiyou County:					\$11,834.77



State of California
ASSET FORFEITURE REPORT - 2002

Table 3

Admin. Number	Docket Number	Amount Forfeited	Date Disbursed	Recipient	Amount Disbursed
SOLANO					
00-1696	NET	\$2,101.02	01/08/2002	15% - 11489	\$204.84
				CDAA	\$21.01
				GENERAL FUND	\$504.24
				SOLANO CO DA	\$210.10
				TF SOLANO CO NET-SOLNET	\$1,160.83
00-1792	VVPD	\$10,051.82	12/12/2002	15% - 11489	\$980.05
				CDAA	\$100.52
				GENERAL FUND	\$2,412.44
				SOLANO CO DA	\$1,005.18
				VACAVILLE PD	\$5,553.63
01-1847	NET	\$620.26	02/21/2002	15% - 11489	\$60.47
				CDAA	\$6.20
				GENERAL FUND	\$148.86
				SOLANO CO DA	\$62.03
				TF SOLANO CO NET-SOLNET	\$342.70
01-1872	VVPD	\$852.39	05/08/2002	15% - 11489	\$83.10
				CDAA	\$8.52
				GENERAL FUND	\$204.57
				SOLANO CO DA	\$85.24
				VACAVILLE PD	\$470.96
01-1877	VPD	\$1,916.27	01/17/2002	15% - 11489	\$186.83
				CDAA	\$19.16
				GENERAL FUND	\$459.90
				SOLANO CO DA	\$191.63
				VALLEJO PD	\$1,058.75
01-1878	VPD	\$719.47	01/17/2002	15% - 11489	\$70.14
				CDAA	\$7.19
				GENERAL FUND	\$172.67
				SOLANO CO DA	\$71.95
				VALLEJO PD	\$397.52
01-1879	VVPD	\$153.07	02/06/2002	15% - 11489	\$14.92
				CDAA	\$1.53
				GENERAL FUND	\$36.74



State of California
ASSET FORFEITURE REPORT - 2002

Table 3

Admin. Number	Docket Number	Amount Forfeited	Date Disbursed	Recipient	Amount Disbursed
01-1881	VPD	\$495.09	01/17/2002	SOLANO CO DA	\$15.31
				VACAVILLE PD	\$84.57
				15% - 11489	\$48.27
				CDAA	\$4.95
				GENERAL FUND	\$118.82
01-1882	FFPD	\$778.29	01/24/2002	SOLANO CO DA	\$49.51
				VALLEJO PD	\$273.54
				15% - 11489	\$75.88
				CDAA	\$7.78
				FAIRFIELD PD	\$430.01
01-1884	VVPD	\$723.54	02/06/2002	GENERAL FUND	\$186.79
				SOLANO CO DA	\$77.83
				15% - 11489	\$70.54
				CDAA	\$7.24
				GENERAL FUND	\$173.65
01-1885	VVPD	\$658.92	02/06/2002	SOLANO CO DA	\$72.35
				VACAVILLE PD	\$399.76
				15% - 11489	\$64.24
				CDAA	\$6.59
				GENERAL FUND	\$158.14
01-1887	VPD	\$2,261.40	01/17/2002	SOLANO CO DA	\$65.89
				VACAVILLE PD	\$364.06
				15% - 11489	\$220.48
				CDAA	\$22.61
				GENERAL FUND	\$542.74
01-1888	FFPD	\$14,197.54	09/12/2002	SOLANO CO DA	\$226.14
				VALLEJO PD	\$1,249.43
				15% - 11489	\$1,295.36
				CDAA	\$141.98
				FAIRFIELD PD	\$7,933.04
01-1889	NET	\$6,433.41	02/21/2002	GENERAL FUND	\$3,407.41
				SOLANO CO DA	\$1,419.75
				15% - 11489	\$627.25
				CDAA	\$64.33



State of California
ASSET FORFEITURE REPORT - 2002

Table 3

Admin. Number	Docket Number	Amount Forfeited	Date Disbursed	Recipient	Amount Disbursed
01-1891	FFPD	\$657.59	01/24/2002	GENERAL FUND	\$1,544.02
				SOLANO CO DA	\$643.34
				TF SOLANO CO NET-SOLNET	\$3,554.47
				15% - 11489	\$64.11
				CDAA	\$6.58
				FAIRFIELD PD	\$363.32
01-1893	VVPD	\$723.70	02/06/2002	GENERAL FUND	\$157.82
				SOLANO CO DA	\$65.76
				15% - 11489	\$70.56
				CDAA	\$7.24
				GENERAL FUND	\$173.69
				SOLANO CO DA	\$72.37
01-1895	VPD	\$915.99	03/07/2002	VACAVILLE PD	\$399.84
				15% - 11489	\$89.30
				CDAA	\$9.16
				GENERAL FUND	\$219.84
				SOLANO CO DA	\$91.60
				VALLEJO PD	\$506.09
01-1896	VPD	\$607.50	03/07/2002	15% - 11489	\$59.23
				CDAA	\$6.08
				GENERAL FUND	\$145.80
				SOLANO CO DA	\$60.75
				VALLEJO PD	\$335.64
				01-1898	VVPD
CDAA	\$1.68				
GENERAL FUND	\$40.33				
SOLANO CO DA	\$16.81				
VACAVILLE PD	\$92.86				
01-1899	VVPD	\$212.67	03/07/2002		
				CDAA	\$2.13
				GENERAL FUND	\$51.04
				SOLANO CO DA	\$21.27
				VACAVILLE PD	\$117.50
				01-1904	NET



State of California
ASSET FORFEITURE REPORT - 2002

Table 3

Admin. Number	Docket Number	Amount Forfeited	Date Disbursed	Recipient	Amount Disbursed
				CDAA	\$1.00
				GENERAL FUND	\$24.08
				SOLANO CO DA	\$10.04
				TF SOLANO CO NET-SOLNET	\$55.45
01-1906	VPD	\$2,366.98	03/07/2002		
				15% - 11489	\$230.78
				CDAA	\$23.67
				GENERAL FUND	\$568.08
				SOLANO CO DA	\$236.70
				VALLEJO PD	\$1,307.75
01-1907	FFPD	\$1,045.30	03/08/2002		
				15% - 11489	\$101.91
				CDAA	\$10.45
				FAIRFIELD PD	\$577.54
				GENERAL FUND	\$250.87
				SOLANO CO DA	\$104.53
01-1912	VVPD	\$1,150.24	03/22/2002		
				15% - 11489	\$112.14
				CDAA	\$11.50
				GENERAL FUND	\$276.06
				SOLANO CO DA	\$115.02
				VACAVILLE PD	\$635.52
02-1913	VPD	\$451.57	03/28/2002		
				15% - 11489	\$44.02
				CDAA	\$4.52
				GENERAL FUND	\$108.38
				SOLANO CO DA	\$45.16
				VALLEJO PD	\$249.49
02-1914	VPD	\$1,088.72	03/28/2002		
				15% - 11489	\$106.15
				CDAA	\$10.89
				GENERAL FUND	\$261.29
				SOLANO CO DA	\$108.87
				VALLEJO PD	\$601.52
02-1915	VPD	\$541.63	03/28/2002		
				15% - 11489	\$52.80
				CDAA	\$5.42
				GENERAL FUND	\$129.99
				SOLANO CO DA	\$54.16
				VALLEJO PD	\$299.26



State of California
ASSET FORFEITURE REPORT - 2002

Table 3

Admin. Number	Docket Number	Amount Forfeited	Date Disbursed	Recipient	Amount Disbursed
02-1916	NET	\$546.70	03/28/2002	15% - 11489	\$53.30
				CDAA	\$5.47
				GENERAL FUND	\$131.21
				SOLANO CO DA	\$54.67
				TF SOLANO CO NET-SOLNET	\$302.05
02-1917	VVPD	\$424.34	03/28/2002	15% - 11489	\$41.37
				CDAA	\$4.24
				GENERAL FUND	\$101.84
				SOLANO CO DA	\$42.43
				VACAVILLE PD	\$234.46
02-1919	FFPD	\$328.59	03/28/2002	15% - 11489	\$31.25
				CDAA	\$3.29
				FAIRFIELD PD	\$182.33
				GENERAL FUND	\$78.86
				SOLANO CO DA	\$32.86
02-1920	VVPD	\$797.53	03/28/2002	15% - 11489	\$77.75
				CDAA	\$7.98
				GENERAL FUND	\$191.41
				SOLANO CO DA	\$79.75
				VACAVILLE PD	\$440.64
02-1921	NET	\$63.60	06/06/2002	15% - 11489	\$6.20
				CDAA	\$0.64
				GENERAL FUND	\$15.26
				SOLANO CO DA	\$6.36
				TF SOLANO CO NET-SOLNET	\$35.14
02-1922	VVPD	\$144.60	05/23/2002	15% - 11489	\$14.09
				CDAA	\$1.45
				GENERAL FUND	\$34.70
				SOLANO CO DA	\$14.46
				VACAVILLE PD	\$79.90
02-1923	VVPD	\$137.62	05/23/2002	15% - 11489	\$13.41
				CDAA	\$1.38
				GENERAL FUND	\$33.03
				SOLANO CO DA	\$13.76



State of California
ASSET FORFEITURE REPORT - 2002

Table 3

Admin. Number	Docket Number	Amount Forfeited	Date Disbursed	Recipient	Amount Disbursed
02-1926	NET	\$988.88	06/18/2002	VACAVILLE PD	\$76.04
				15% - 11489	\$96.41
				CDAA	\$9.89
				GENERAL FUND	\$237.33
				SOLANO CO DA	\$98.89
				TF SOLANO CO NET-SOLNET	\$546.36
02-1927	FFPD	\$145.48	05/23/2002	15% - 11489	\$14.18
				CDAA	\$1.45
				FAIRFIELD PD	\$80.38
				GENERAL FUND	\$34.92
				SOLANO CO DA	\$14.55
02-1928	FFPD	\$216.26	05/23/2002	15% - 11489	\$21.08
				CDAA	\$2.16
				FAIRFIELD PD	\$119.49
				GENERAL FUND	\$51.90
				SOLANO CO DA	\$21.63
02-1929	FFPD	\$209.91	05/23/2002	15% - 11489	\$20.46
				CDAA	\$2.10
				FAIRFIELD PD	\$115.98
				GENERAL FUND	\$50.38
				SOLANO CO DA	\$20.99
02-1930	FFPD	\$282.22	05/23/2002	15% - 11489	\$27.51
				CDAA	\$2.82
				FAIRFIELD PD	\$155.94
				GENERAL FUND	\$67.73
				SOLANO CO DA	\$28.22
02-1931	VPD	\$804.77	05/23/2002	15% - 11489	\$78.46
				CDAA	\$8.05
				GENERAL FUND	\$193.14
				SOLANO CO DA	\$80.48
				VALLEJO PD	\$444.64
02-1932	VPD	\$632.20	07/31/2002	15% - 11489	\$61.63
				CDAA	\$6.32
				GENERAL FUND	\$151.73



State of California
ASSET FORFEITURE REPORT - 2002

Table 3

Admin. Number	Docket Number	Amount Forfeited	Date Disbursed	Recipient	Amount Disbursed
02-1934	VPD	\$2,028.70	05/23/2002	SOLANO CO DA	\$63.22
				VALLEJO PD	\$349.30
				15% - 11489	\$197.79
				CDAA	\$20.29
				GENERAL FUND	\$486.89
				SOLANO CO DA	\$202.87
02-1938	VPD	\$480.07	05/23/2002	VALLEJO PD	\$1,120.86
				15% - 11489	\$46.80
				CDAA	\$4.80
				GENERAL FUND	\$115.22
				SOLANO CO DA	\$48.01
				VALLEJO PD	\$265.24
02-1940	VVPD	\$2,044.29	05/23/2002	15% - 11489	\$199.31
				CDAA	\$20.44
				GENERAL FUND	\$490.63
				SOLANO CO DA	\$204.43
				VACAVILLE PD	\$1,129.48
				15% - 11489	\$27.90
02-1942	VVPD	\$286.16	05/23/2002	CDAA	\$2.86
				GENERAL FUND	\$68.68
				SOLANO CO DA	\$28.62
				VACAVILLE PD	\$158.10
				15% - 11489	\$104.06
				CDAA	\$10.67
02-1943	VVPD	\$1,067.36	05/23/2002	GENERAL FUND	\$256.17
				SOLANO CO DA	\$106.74
				VACAVILLE PD	\$589.72
				15% - 11489	\$334.61
				CDAA	\$34.32
				GENERAL FUND	\$823.67
02-1944	VPD	\$3,431.95	07/10/2002	SOLANO CO DA	\$343.20
				VALLEJO PD	\$1,896.15
				15% - 11489	\$54.67
				CDAA	\$5.61
				GENERAL FUND	\$823.67
				SOLANO CO DA	\$343.20
02-1945	VPD	\$560.78	07/10/2002	VALLEJO PD	\$1,896.15
				15% - 11489	\$54.67
				CDAA	\$5.61
				GENERAL FUND	\$823.67
				SOLANO CO DA	\$343.20
				VALLEJO PD	\$1,896.15



State of California
ASSET FORFEITURE REPORT - 2002

Table 3

Admin. Number	Docket Number	Amount Forfeited	Date Disbursed	Recipient	Amount Disbursed
02-1946	VVPD	\$1,343.26	08/27/2002	GENERAL FUND	\$134.59
				SOLANO CO DA	\$56.08
				VALLEJO PD	\$309.83
				15% - 11489	\$130.21
				CDAA	\$13.43
				GENERAL FUND	\$322.38
02-1947	VVPD	\$167.96	07/10/2002	SOLANO CO DA	\$134.33
				VACAVILLE PD	\$742.91
				15% - 11489	\$11.01
				CDAA	\$1.68
				GENERAL FUND	\$40.31
				SOLANO CO DA	\$16.80
02-1948	VVPD	\$870.09	07/10/2002	VACAVILLE PD	\$98.16
				15% - 11489	\$84.83
				CDAA	\$8.70
				GENERAL FUND	\$208.82
				SOLANO CO DA	\$87.01
				VACAVILLE PD	\$480.73
02-1949	VVPD	\$409.31	07/10/2002	15% - 11489	\$39.90
				CDAA	\$4.09
				GENERAL FUND	\$98.23
				SOLANO CO DA	\$40.93
				VACAVILLE PD	\$226.16
				02-1951	VPD
CDAA	\$22.90				
GENERAL FUND	\$549.67				
SOLANO CO DA	\$229.03				
VALLEJO PD	\$1,265.40				
02-1952	FFPD	\$863.22	07/31/2002		
				CDAA	\$8.63
				FAIRFIELD PD	\$476.94
				GENERAL FUND	\$207.17
				SOLANO CO DA	\$86.32
				02-1956	VPD



State of California
ASSET FORFEITURE REPORT - 2002

Table 3

Admin. Number	Docket Number	Amount Forfeited	Date Disbursed	Recipient	Amount Disbursed
				CDAA	\$7.22
				GENERAL FUND	\$173.29
				SOLANO CO DA	\$72.21
				VALLEJO PD	\$398.94
02-1958	VVPD	\$877.46	07/10/2002		
				15% - 11489	\$85.55
				CDAA	\$8.77
				GENERAL FUND	\$210.59
				SOLANO CO DA	\$87.75
				VACAVILLE PD	\$484.80
02-1961	VPD	\$439.16	07/10/2002		
				15% - 11489	\$42.81
				CDAA	\$4.39
				GENERAL FUND	\$105.40
				SOLANO CO DA	\$43.92
				VALLEJO PD	\$242.64
02-1962	VVPD	\$856.22	08/13/2002		
				15% - 11489	\$83.48
				CDAA	\$8.56
				GENERAL FUND	\$205.49
				SOLANO CO DA	\$85.62
				VACAVILLE PD	\$473.07
02-1963	VVPD	\$1,954.76	08/13/2002		
				15% - 11489	\$190.58
				CDAA	\$19.55
				GENERAL FUND	\$469.14
				SOLANO CO DA	\$195.48
				VACAVILLE PD	\$1,080.01
02-1964	VPD	\$1,379.79	07/31/2002		
				15% - 11489	\$134.52
				CDAA	\$13.80
				GENERAL FUND	\$331.15
				SOLANO CO DA	\$137.98
				VALLEJO PD	\$762.34
02-1965	VPD	\$400.13	07/31/2002		
				15% - 11489	\$39.01
				CDAA	\$4.00
				GENERAL FUND	\$96.03
				SOLANO CO DA	\$40.01
				VALLEJO PD	\$221.08



State of California
ASSET FORFEITURE REPORT - 2002

Table 3

Admin. Number	Docket Number	Amount Forfeited	Date Disbursed	Recipient	Amount Disbursed
02-1966	VVPD	\$617.77	08/13/2002	15% - 11489	\$60.23
				CDAA	\$6.18
				GENERAL FUND	\$148.26
				SOLANO CO DA	\$61.78
				VACAVILLE PD	\$341.32
02-1967	FFPD	\$254.00	10/10/2002	15% - 11489	\$24.76
				CDAA	\$2.54
				FAIRFIELD PD	\$140.34
				GENERAL FUND	\$60.96
				SOLANO CO DA	\$25.40
02-1968	BPD	\$1,821.77	08/23/2002	15% - 11489	\$177.62
				BENICIA PD	\$1,006.53
				CDAA	\$18.22
				GENERAL FUND	\$437.22
				SOLANO CO DA	\$182.18
02-1969	VPD	\$595.38	08/27/2002	15% - 11489	\$58.05
				CDAA	\$5.95
				GENERAL FUND	\$142.89
				SOLANO CO DA	\$59.54
				VALLEJO PD	\$328.95
02-1970	VPD	\$512.23	08/27/2002	15% - 11489	\$49.94
				CDAA	\$5.12
				GENERAL FUND	\$122.94
				SOLANO CO DA	\$51.22
				VALLEJO PD	\$283.01
02-1971	VVPD	\$151.60	08/13/2002	15% - 11489	\$14.78
				CDAA	\$1.52
				GENERAL FUND	\$36.38
				SOLANO CO DA	\$15.16
				VACAVILLE PD	\$83.76
02-1972	VVPD	\$739.52	08/13/2002	15% - 11489	\$72.10
				CDAA	\$7.40
				GENERAL FUND	\$177.48
				SOLANO CO DA	\$73.95



State of California
ASSET FORFEITURE REPORT - 2002

Table 3

Admin. Number	Docket Number	Amount Forfeited	Date Disbursed	Recipient	Amount Disbursed
02-1973	NET	\$1,719.89	08/09/2002	VACAVILLE PD	\$408.59
				15% - 11489	\$167.68
				CDAA	\$17.20
				GENERAL FUND	\$412.77
				SOLANO CO DA	\$171.99
				TF SOLANO CO NET-SOLNET	\$950.25
02-1974	VPD	\$522.32	08/27/2002	15% - 11489	\$50.92
				CDAA	\$5.22
				GENERAL FUND	\$125.36
				SOLANO CO DA	\$52.23
				VALLEJO PD	\$288.59
02-1975	VPD	\$701.80	08/27/2002	15% - 11489	\$68.42
				CDAA	\$7.02
				GENERAL FUND	\$168.43
				SOLANO CO DA	\$70.18
				VALLEJO PD	\$387.75
02-1977	FFPD	\$6,028.45	09/11/2002	15% - 11489	\$587.77
				CDAA	\$60.28
				FAIRFIELD PD	\$3,330.72
				GENERAL FUND	\$1,446.83
				SOLANO CO DA	\$602.85
02-1978	FFPD	\$1,201.41	09/11/2002	15% - 11489	\$117.13
				CDAA	\$12.01
				FAIRFIELD PD	\$663.79
				GENERAL FUND	\$288.34
				SOLANO CO DA	\$120.14
02-1980	VPD	\$1,780.16	10/10/2002	15% - 11489	\$173.57
				CDAA	\$17.80
				GENERAL FUND	\$427.24
				SOLANO CO DA	\$178.02
				VALLEJO PD	\$983.53
02-1981	VPD	\$1,038.58	10/10/2002	15% - 11489	\$101.28
				CDAA	\$10.39
				GENERAL FUND	\$249.26



State of California
ASSET FORFEITURE REPORT - 2002

Table 3

Admin. Number	Docket Number	Amount Forfeited	Date Disbursed	Recipient	Amount Disbursed
02-1983	BPD	\$379.46	10/10/2002	SOLANO CO DA	\$103.86
				VALLEJO PD	\$573.79
				15% - 11489	\$36.99
				BENICIA PD	\$209.66
				CDAA	\$3.79
				GENERAL FUND	\$91.07
02-1984	VPD	\$781.29	10/10/2002	SOLANO CO DA	\$37.95
				15% - 11489	\$76.17
				CDAA	\$7.81
				GENERAL FUND	\$187.51
				SOLANO CO DA	\$78.13
				VALLEJO PD	\$431.67
02-1985	NET	\$7,552.73	10/10/2002	15% - 11489	\$736.39
				CDAA	\$75.53
				GENERAL FUND	\$1,812.66
				SOLANO CO DA	\$755.27
				TF SOLANO CO NET-SOLNET	\$4,172.88
				02-1986	FFPD
CDAA	\$4.23				
FAIRFIELD PD	\$233.59				
GENERAL FUND	\$101.47				
SOLANO CO DA	\$42.28				
02-1988	VPD	\$980.55	10/10/2002		
				CDAA	\$9.81
				GENERAL FUND	\$235.33
				SOLANO CO DA	\$98.06
				VALLEJO PD	\$541.75
				02-1990	VPD
CDAA	\$15.19				
GENERAL FUND	\$364.50				
SOLANO CO DA	\$151.88				
VALLEJO PD	\$839.12				
02-1993	VVPD	\$358.40	10/11/2002		
				CDAA	\$3.58



State of California
ASSET FORFEITURE REPORT - 2002

Table 3

Admin. Number	Docket Number	Amount Forfeited	Date Disbursed	Recipient	Amount Disbursed
02-1995	VVPD	\$749.56	10/10/2002	GENERAL FUND	\$86.02
				SOLANO CO DA	\$35.84
				VACAVILLE PD	\$198.02
02-1997	FFPD	\$3,721.76	12/31/2002	15% - 11489	\$73.08
				CDAA	\$7.50
				GENERAL FUND	\$179.89
				SOLANO CO DA	\$74.96
				VACAVILLE PD	\$414.13
				15% - 11489	\$362.87
02-1998	VVPD	\$8,080.01	11/08/2002	CDAA	\$37.22
				FAIRFIELD PD	\$2,056.27
				GENERAL FUND	\$893.22
				SOLANO CO DA	\$372.18
				15% - 11489	\$787.80
02-1999	VPD	\$600.40	12/16/2002	CDAA	\$80.80
				GENERAL FUND	\$1,939.20
				SOLANO CO DA	\$808.00
				VACAVILLE PD	\$4,464.21
				15% - 11489	\$58.53
02-2001	FFPD	\$304.49	12/31/2002	CDAA	\$6.00
				GENERAL FUND	\$144.10
				SOLANO CO DA	\$60.04
				VALLEJO PD	\$331.73
				15% - 11489	\$29.68
02-2002	FFPD	\$141.09	12/31/2002	CDAA	\$3.04
				FAIRFIELD PD	\$168.24
				GENERAL FUND	\$73.08
				SOLANO CO DA	\$30.45
				15% - 11489	\$13.75
02-2003	NET	\$336.04	12/13/2002	CDAA	\$1.41
				FAIRFIELD PD	\$77.96
				GENERAL FUND	\$33.86
				SOLANO CO DA	\$14.11
				15% - 11489	\$32.76



State of California
ASSET FORFEITURE REPORT - 2002

Table 3

Admin. Number	Docket Number	Amount Forfeited	Date Disbursed	Recipient	Amount Disbursed
				CDAA	\$3.36
				GENERAL FUND	\$80.65
				SOLANO CO DA	\$33.60
				TF SOLANO CO NET-SOLNET	\$185.67
02-2004	FFPD	\$264.45	12/31/2002		
				15% - 11489	\$25.78
				CDAA	\$2.64
				FAIRFIELD PD	\$146.11
				GENERAL FUND	\$63.47
				SOLANO CO DA	\$26.45
02-2006	FFPD	\$161.54	12/31/2002		
				15% - 11489	\$15.75
				CDAA	\$1.62
				FAIRFIELD PD	\$89.25
				GENERAL FUND	\$38.77
				SOLANO CO DA	\$16.15
02-2007	BPD	\$545.75	12/12/2002		
				15% - 11489	\$53.21
				BENICIA PD	\$301.52
				CDAA	\$5.46
				GENERAL FUND	\$130.98
				SOLANO CO DA	\$54.58
02-2008	NET	\$1,198.87	12/13/2002		
				15% - 11489	\$116.88
				CDAA	\$11.99
				GENERAL FUND	\$287.73
				SOLANO CO DA	\$119.89
				TF SOLANO CO NET-SOLNET	\$662.38
02-2009	VVPD	\$1,171.81	12/12/2002		
				15% - 11489	\$114.25
				CDAA	\$11.72
				GENERAL FUND	\$281.23
				SOLANO CO DA	\$117.18
				VACAVILLE PD	\$647.43
02-2010	NET	\$1,005.06	12/13/2002		
				15% - 11489	\$97.99
				CDAA	\$10.05
				GENERAL FUND	\$241.21
				SOLANO CO DA	\$100.51
				TF SOLANO CO NET-SOLNET	\$555.30



State of California
ASSET FORFEITURE REPORT - 2002

Table 3

Admin. Number	Docket Number	Amount Forfeited	Date Disbursed	Recipient	Amount Disbursed
02-2011	VPD	\$486.48	12/16/2002	15% - 11489	\$47.43
				CDAA	\$4.86
				GENERAL FUND	\$116.76
				SOLANO CO DA	\$48.65
				VALLEJO PD	\$268.78
02-2012	VPD	\$1,089.46	12/16/2002	15% - 11489	\$106.22
				CDAA	\$10.89
				GENERAL FUND	\$261.47
				SOLANO CO DA	\$108.95
				VALLEJO PD	\$601.93
02-2015	VPD	\$540.46	12/16/2002	15% - 11489	\$52.69
				CDAA	\$5.40
				GENERAL FUND	\$129.71
				SOLANO CO DA	\$54.05
				VALLEJO PD	\$298.61
02-2016	VPD	\$934.18	12/16/2002	15% - 11489	\$91.08
				CDAA	\$9.34
				GENERAL FUND	\$224.20
				SOLANO CO DA	\$93.42
				VALLEJO PD	\$516.14
02-2017	VPD	\$705.83	12/16/2002	15% - 11489	\$68.81
				CDAA	\$7.06
				GENERAL FUND	\$169.40
				SOLANO CO DA	\$70.58
				VALLEJO PD	\$389.98
02-2020	VVPD	\$317.51	12/31/2002	15% - 11489	\$30.95
				CDAA	\$3.18
				GENERAL FUND	\$76.20
				SOLANO CO DA	\$31.75
				VACAVILLE PD	\$175.43
02-2021	VVPD	\$301.10	12/31/2002	15% - 11489	\$29.35
				CDAA	\$3.01
				GENERAL FUND	\$72.26
				SOLANO CO DA	\$30.11



State of California
ASSET FORFEITURE REPORT - 2002

Table 3

Admin. Number	Docket Number	Amount Forfeited	Date Disbursed	Recipient	Amount Disbursed
02-2025	SFBNE	\$6,235.00	12/13/2002	VACAVILLE PD	\$166.37
				CA DOJ-BNE SAN FRANCISCO	\$4,052.75
				CDAA	\$62.35
				GENERAL FUND	\$1,496.40
98-1507		\$645.34	08/20/2002	SOLANO CO DA	\$623.50
				15% - 11489	\$62.92
				CDAA	\$6.45
				GENERAL FUND	\$154.88
99-1629		\$5,443.44	08/12/2002	SOLANO CO DA	\$64.53
				VACAVILLE PD	\$356.56
				15% - 11489	\$530.73
				CDAA	\$54.43
99-1650		\$6,646.60	05/06/2002	GENERAL FUND	\$1,306.43
				SOLANO CO DA	\$544.34
				VALLEJO PD	\$3,007.51
				15% - 11489	\$648.04
99-1683		\$104.34	08/20/2002	CDAA	\$66.47
				GENERAL FUND	\$1,595.18
				SOLANO CO DA	\$664.66
				TF CENTRAL CC	\$2,695.31
				TF SOLANO CO NET-SOLNET	\$976.94
				15% - 11489	\$10.17
				CDAA	\$1.04
				GENERAL FUND	\$25.04
				SOLANO CO DA	\$10.43
				VACAVILLE PD	\$57.66
Total for Solano County:					\$151,597.96



State of California
ASSET FORFEITURE REPORT - 2002

Table 3

Admin. Number	Docket Number	Amount Forfeited	Date Disbursed	Recipient	Amount Disbursed
SONOMA					
00-127		\$1,210.00	01/30/2002	15% - 11489	\$117.97
				CDAA	\$12.10
				GENERAL FUND	\$290.40
				HEALDSBURG PD	\$668.53
				SONOMA CO DA	\$121.00
00-530		\$2,982.00	01/30/2002	15% - 11489	\$290.74
				CDAA	\$29.82
				GENERAL FUND	\$715.68
				PETALUMA PD	\$126.86
				ROHNERT PARK PD	\$126.86
				SANTA ROSA PD	\$253.73
				SONOMA CO DA	\$298.20
				SONOMA CO PROBATION	\$126.86
				SONOMA CO SO	\$1,013.25
00-531		\$4,312.55	04/04/2002	15% - 11489	\$420.47
				CDAA	\$43.13
				GENERAL FUND	\$1,035.01
				PETALUMA PD	\$183.47
				ROHNERT PARK PD	\$183.47
				SANTA ROSA PD	\$366.92
				SONOMA CO DA	\$431.26
				SONOMA CO PROBATION	\$183.47
				SONOMA CO SO	\$1,465.35
00-532		\$4,042.18	01/30/2002	15% - 11489	\$394.11
				CDAA	\$40.42
				GENERAL FUND	\$970.12
				PETALUMA PD	\$171.96
				ROHNERT PARK PD	\$171.96
				SANTA ROSA PD	\$343.94
				SONOMA CO DA	\$404.22
				SONOMA CO PROBATION	\$171.96
				SONOMA CO SO	\$1,373.49
00-550		\$4,469.15	04/04/2002	15% - 11489	\$435.74
				CDAA	\$44.69
				GENERAL FUND	\$1,072.60



State of California
ASSET FORFEITURE REPORT - 2002

Table 3

Admin. Number	Docket Number	Amount Forfeited	Date Disbursed	Recipient	Amount Disbursed
				PETALUMA PD	\$190.13
				ROHNERT PARK PD	\$190.13
				SANTA ROSA PD	\$380.26
				SONOMA CO DA	\$446.92
				SONOMA CO PROBATION	\$190.13
				SONOMA CO SO	\$1,518.55
01-510		\$1,221.83	01/30/2002		
				15% - 11489	\$119.13
				CDAA	\$12.22
				GENERAL FUND	\$293.24
				PETALUMA PD	\$51.98
				ROHNERT PARK PD	\$51.98
				SANTA ROSA PD	\$103.96
				SONOMA CO DA	\$122.18
				SONOMA CO PROBATION	\$51.98
				SONOMA CO SO	\$415.16
01-517		\$855.08	01/30/2002		
				15% - 11489	\$83.37
				CDAA	\$8.55
				GENERAL FUND	\$205.22
				PETALUMA PD	\$36.38
				ROHNERT PARK PD	\$36.38
				SANTA ROSA PD	\$72.75
				SONOMA CO DA	\$85.51
				SONOMA CO PROBATION	\$36.38
				SONOMA CO SO	\$290.54
01-521		\$1,039.64	01/30/2002		
				15% - 11489	\$101.37
				CDAA	\$10.40
				GENERAL FUND	\$249.51
				PETALUMA PD	\$44.23
				ROHNERT PARK PD	\$44.23
				SANTA ROSA PD	\$88.46
				SONOMA CO DA	\$103.96
				SONOMA CO PROBATION	\$44.23
				SONOMA CO SO	\$353.25
01-522		\$8,034.20	04/30/2002		
				15% - 11489	\$783.33
				CDAA	\$80.34
				GENERAL FUND	\$1,928.21
				PETALUMA PD	\$341.80



State of California
ASSET FORFEITURE REPORT - 2002

Table 3

Admin. Number	Docket Number	Amount Forfeited	Date Disbursed	Recipient	Amount Disbursed
				ROHNERT PARK PD	\$341.80
				SANTA ROSA PD	\$683.58
				SONOMA CO DA	\$803.42
				SONOMA CO PROBATION	\$341.80
				SONOMA CO SO	\$2,729.92
01-525		\$1,882.43	05/10/2002		
				15% - 11489	\$183.54
				CDAA	\$18.82
				GENERAL FUND	\$451.78
				PETALUMA PD	\$80.08
				ROHNERT PARK PD	\$80.08
				SANTA ROSA PD	\$160.18
				SONOMA CO DA	\$188.24
				SONOMA CO PROBATION	\$80.08
				SONOMA CO SO	\$639.63
01-527		\$1,402.11	05/01/2002		
				15% - 11489	\$136.71
				CDAA	\$14.02
				GENERAL FUND	\$336.51
				PETALUMA PD	\$59.65
				ROHNERT PARK PD	\$59.65
				SANTA ROSA PD	\$119.30
				SONOMA CO DA	\$140.21
				SONOMA CO PROBATION	\$59.65
				SONOMA CO SO	\$476.41
01-528		\$4,140.29	04/30/2002		
				15% - 11489	\$403.68
				CDAA	\$41.40
				GENERAL FUND	\$993.67
				PETALUMA PD	\$176.14
				ROHNERT PARK PD	\$176.14
				SANTA ROSA PD	\$352.27
				SONOMA CO DA	\$414.03
				SONOMA CO PROBATION	\$176.14
				SONOMA CO SO	\$1,406.82
01-529		\$5,123.40	06/24/2002		
				15% - 11489	\$499.53
				CDAA	\$51.23
				GENERAL FUND	\$1,229.62
				PETALUMA PD	\$217.96
				ROHNERT PARK PD	\$217.96



State of California
ASSET FORFEITURE REPORT - 2002

Table 3

Admin. Number	Docket Number	Amount Forfeited	Date Disbursed	Recipient	Amount Disbursed
02-001		\$1,502.39	04/04/2002	SANTA ROSA PD	\$435.92
				SONOMA CO DA	\$512.34
				SONOMA CO PROBATION	\$217.96
				SONOMA CO SO	\$1,740.88
				15% - 11489	\$146.48
				CDAA	\$15.02
				GENERAL FUND	\$360.57
				PETALUMA PD	\$63.92
				ROHNERT PARK PD	\$63.92
				SANTA ROSA PD	\$127.82
02-M1		\$578.00	05/01/2002	SONOMA CO DA	\$150.24
				SONOMA CO PROBATION	\$63.92
				SONOMA CO SO	\$510.50
				15% - 11489	\$56.35
				CDAA	\$5.78
				GENERAL FUND	\$138.72
				PETALUMA PD	\$24.59
				ROHNERT PARK PD	\$24.59
				SANTA ROSA PD	\$49.18
				SONOMA CO DA	\$57.80
02-M2		\$715.00	06/24/2002	SONOMA CO PROBATION	\$24.59
				SONOMA CO SO	\$196.40
				15% - 11489	\$69.71
				CDAA	\$7.15
				GENERAL FUND	\$171.60
				PETALUMA PD	\$30.42
				ROHNERT PARK PD	\$30.42
				SANTA ROSA PD	\$60.84
				SONOMA CO DA	\$71.50
				SONOMA CO PROBATION	\$30.42
97-003	SCV-215602	\$902.25	03/22/2002	SONOMA CO SO	\$242.94
				15% - 11489	\$87.97
				CDAA	\$9.02
				GENERAL FUND	\$216.54
				SONOMA CO DA	\$90.23
				SONOMA CO SO	\$498.49



State of California
ASSET FORFEITURE REPORT - 2002

Table 3

Admin. Number	Docket Number	Amount Forfeited	Date Disbursed	Recipient	Amount Disbursed
99-003	MCR-330655	\$4,638.54	01/30/2002	15% - 11489	\$452.26
				CDAA	\$46.39
				GENERAL FUND	\$1,113.25
				ROHNERT PARK PD	\$215.27
				SANTA ROSA PD	\$425.43
				SONOMA CO DA	\$463.85
				SONOMA CO PROBATION	\$215.27
				SONOMA CO SO	\$1,706.82
99-022	MCR-337287	\$12,677.14	04/04/2002	15% - 11489	\$1,236.02
				CDAA	\$126.77
				CHP-SANTA ROSA	\$2,332.37
				GENERAL FUND	\$3,042.51
				ROHNERT PARK PD	\$392.23
				SANTA ROSA PD	\$777.47
				SONOMA CO DA	\$1,267.71
				SONOMA CO PROBATION	\$392.23
SONOMA CO SO	\$3,109.83				
99-151	MCR-376674	\$1,618.17	10/30/2002	15% - 11489	\$157.77
				CDAA	\$16.18
				GENERAL FUND	\$388.36
				PETALUMA PD	\$894.04
				SONOMA CO DA	\$161.82
99-511A	MCR-342552	\$18,431.70	01/30/2002	15% - 11489	\$1,797.09
				CDAA	\$184.32
				GENERAL FUND	\$4,423.61
				ROHNERT PARK PD	\$855.41
				SANTA ROSA PD	\$1,690.46
				SONOMA CO DA	\$1,843.17
				SONOMA CO PROBATION	\$855.41
SONOMA CO SO	\$6,782.23				
M1-01		\$920.00	01/30/2002	15% - 11489	\$89.70
				CDAA	\$9.20
				GENERAL FUND	\$220.80
				PETALUMA PD	\$508.30
				SONOMA CO DA	\$92.00
Total for Sonoma County:					\$82,698.05



State of California
ASSET FORFEITURE REPORT - 2002

Table 3

Admin. Number	Docket Number	Amount Forfeited	Date Disbursed	Recipient	Amount Disbursed
STANISLAUS					
F0003012	1005074	\$45,614.60	03/19/2002	15% - 11489	\$4,447.43
				CDAA	\$456.14
				GENERAL FUND	\$10,947.51
				STANISLAUS CO DA	\$4,561.46
				STANISLAUS DRUG ENF AGY	\$25,202.06
F0003013	1004773	\$2,438.22	03/28/2002	15% - 11489	\$237.73
				CDAA	\$24.38
				GENERAL FUND	\$585.17
				STANISLAUS CO DA	\$243.82
				STANISLAUS DRUG ENF AGY	\$1,347.12
F0004018	1007039	\$2,600.25	01/04/2002	15% - 11489	\$253.52
				CDAA	\$26.00
				GENERAL FUND	\$624.06
				STANISLAUS CO DA	\$260.03
				STANISLAUS DRUG ENF AGY	\$1,436.64
F0007038		\$24,766.82	05/06/2002	15% - 11489	\$2,414.77
				CDAA	\$247.67
				GENERAL FUND	\$5,944.03
				STANISLAUS CO DA	\$2,476.68
				STANISLAUS DRUG ENF AGY	\$13,683.67
F0009044	1014003	\$9,576.57	05/07/2002	15% - 11489	\$933.72
				CDAA	\$95.77
				GENERAL FUND	\$2,298.37
				STANISLAUS CO DA	\$957.66
				STANISLAUS DRUG ENF AGY	\$5,291.05
F0101003	1019044	\$363.00	01/15/2002	15% - 11489	\$35.39
				CDAA	\$3.63
				GENERAL FUND	\$87.12
				STANISLAUS CO DA	\$36.30
				STANISLAUS CO SO	\$200.56
F0102007	1019859	\$495.00	04/09/2002	15% - 11489	\$48.26
				CDAA	\$4.95
				GENERAL FUND	\$118.80



State of California
ASSET FORFEITURE REPORT - 2002

Table 3

Admin. Number	Docket Number	Amount Forfeited	Date Disbursed	Recipient	Amount Disbursed
F0103014	1009010	\$2,345.78	01/15/2002	MODESTO PD	\$273.49
				STANISLAUS CO DA	\$49.50
				15% - 11489	\$228.71
				CDAA	\$23.46
				GENERAL FUND	\$562.98
F0103015		\$6,415.23	01/15/2002	RIVERBANK PD	\$1,296.05
				STANISLAUS CO DA	\$234.58
				CA DOJ-BNE SACRAMENTO	\$4,169.90
				CDAA	\$64.15
				GENERAL FUND	\$1,539.66
F0105020	1024689	\$654.82	04/09/2002	STANISLAUS CO DA	\$641.52
				CDAA	\$6.55
				CHP-MODESTO	\$425.63
				GENERAL FUND	\$157.16
F0106026	1025433	\$135,761.71	09/23/2002	STANISLAUS CO DA	\$65.48
				15% - 11489	\$13,236.77
				CDAA	\$1,357.62
				GENERAL FUND	\$32,582.81
				MODESTO PD	\$5,073.07
F0106027	1026135	\$570.00	01/15/2002	STANISLAUS CO DA	\$13,576.17
				STANISLAUS DRUG ENF AGY	\$69,935.27
				15% - 11489	\$55.58
				CDAA	\$5.70
				GENERAL FUND	\$136.80
F0106029	1026243	\$1,330.00	01/15/2002	OAKDALE PD	\$314.92
				STANISLAUS CO DA	\$57.00
				15% - 11489	\$129.68
				CDAA	\$13.30
				GENERAL FUND	\$319.20
F0107030	1026871	\$1,915.00	01/15/2002	MODESTO PD	\$734.82
				STANISLAUS CO DA	\$133.00
				15% - 11489	\$186.71
				CDAA	\$19.15
				GENERAL FUND	\$459.60



State of California
ASSET FORFEITURE REPORT - 2002

Table 3

Admin. Number	Docket Number	Amount Forfeited	Date Disbursed	Recipient	Amount Disbursed
F0108034	348326	\$393.00	01/15/2002	MODESTO PD	\$1,058.04
				STANISLAUS CO DA	\$191.50
				15% - 11489	\$38.32
				CDAA	\$3.93
				CERES PD	\$217.13
				GENERAL FUND	\$94.32
F0108037		\$830.27	03/27/2002	STANISLAUS CO DA	\$39.30
				15% - 11489	\$80.95
				CDAA	\$8.30
				GENERAL FUND	\$199.27
				STANISLAUS CO DA	\$83.03
				STANISLAUS DRUG ENF AGY	\$458.72
F0109038	1030680	\$6,088.71	01/15/2002	15% - 11489	\$593.65
				CDAA	\$60.89
				GENERAL FUND	\$1,461.29
				MODESTO PD	\$3,364.01
				STANISLAUS CO DA	\$608.87
F0109039	1030822	\$928.00	01/15/2002	15% - 11489	\$90.48
				CDAA	\$9.28
				GENERAL FUND	\$222.72
				STANISLAUS CO DA	\$92.80
				STANISLAUS CO SO	\$512.72
F0110040		\$422.00	03/11/2002	15% - 11489	\$41.15
				CDAA	\$4.22
				GENERAL FUND	\$101.28
				MODESTO PD	\$233.15
				STANISLAUS CO DA	\$42.20
F0110042	1031776	\$934.00	04/09/2002	15% - 11489	\$91.07
				CDAA	\$9.34
				GENERAL FUND	\$224.16
				MODESTO PD	\$516.03
				STANISLAUS CO DA	\$93.40
F0111043	1032341	\$559.96	05/07/2002	15% - 11489	\$54.60
				CDAA	\$5.60



State of California
ASSET FORFEITURE REPORT - 2002

Table 3

Admin. Number	Docket Number	Amount Forfeited	Date Disbursed	Recipient	Amount Disbursed
F0111044	1032680	\$702.64	05/07/2002	CHP-MODESTO	\$77.34
				GENERAL FUND	\$134.39
				STANISLAUS CO DA	\$56.00
				STANISLAUS DRUG ENF AGY	\$232.03
				15% - 11489	\$68.51
F0111045		\$934.24	04/09/2002	CDAA	\$7.03
				GENERAL FUND	\$168.63
				STANISLAUS CO DA	\$70.26
				STANISLAUS DRUG ENF AGY	\$388.21
				15% - 11489	\$91.09
F0112047	1033805	\$2,864.00	04/09/2002	CDAA	\$9.34
				GENERAL FUND	\$224.22
				STANISLAUS CO DA	\$93.42
				TURLOCK PD	\$516.17
				15% - 11489	\$279.24
F0201002	1034608	\$1,191.90	12/12/2002	CDAA	\$28.64
				GENERAL FUND	\$687.36
				MODESTO PD	\$1,582.36
				STANISLAUS CO DA	\$286.40
				15% - 11489	\$116.21
F0201003	1035359	\$1,021.29	10/11/2002	CDAA	\$11.92
				GENERAL FUND	\$286.05
				MODESTO PD	\$658.53
				STANISLAUS CO DA	\$119.19
				15% - 11489	\$99.58
F0201004	1034602	\$13,483.00	05/08/2002	CDAA	\$10.21
				GENERAL FUND	\$245.11
				MODESTO PD	\$564.26
				STANISLAUS CO DA	\$102.13
				15% - 11489	\$1,314.59
				CDAA	\$134.83
				GENERAL FUND	\$3,235.92
				MODESTO PD	\$7,449.36
				STANISLAUS CO DA	\$1,348.30



State of California
ASSET FORFEITURE REPORT - 2002

Table 3

Admin. Number	Docket Number	Amount Forfeited	Date Disbursed	Recipient	Amount Disbursed
F0201007	1035537	\$45,195.72	12/31/2002	15% - 11489 CDAA GENERAL FUND STANISLAUS CO DA STANISLAUS DRUG ENF AGY	\$4,406.59 \$451.96 \$10,846.97 \$4,519.57 \$24,970.63
F0201010	1035954	\$2,090.08	06/13/2002	15% - 11489 CDAA GENERAL FUND MODESTO PD STANISLAUS CO DA	\$203.78 \$20.90 \$501.62 \$1,154.77 \$209.01
F0201014	1036359	\$1,382.80	06/13/2002	15% - 11489 CDAA GENERAL FUND MODESTO PD STANISLAUS CO DA	\$134.82 \$13.83 \$331.87 \$764.00 \$138.28
F0201015	1035947	\$1,040.00	08/12/2002	15% - 11489 CDAA GENERAL FUND STANISLAUS CO DA STANISLAUS CO SO	\$101.40 \$10.40 \$249.60 \$104.00 \$574.60
F0202011	1036504	\$1,647.08	06/13/2002	15% - 11489 CDAA GENERAL FUND OAKDALE PD STANISLAUS CO DA	\$160.59 \$16.47 \$395.30 \$910.01 \$164.71
F0202012	1036621	\$950.00	06/13/2002	15% - 11489 CDAA GENERAL FUND OAKDALE PD STANISLAUS CO DA	\$92.63 \$9.50 \$228.00 \$524.87 \$95.00
F0202016	1036837	\$416.00	07/15/2002	15% - 11489 CDAA GENERAL FUND STANISLAUS CO DA	\$40.56 \$4.16 \$99.84 \$41.60



State of California
ASSET FORFEITURE REPORT - 2002

Table 3

Admin. Number	Docket Number	Amount Forfeited	Date Disbursed	Recipient	Amount Disbursed
F0202017	1037166	\$436.00	07/17/2002	STANISLAUS CO SO	\$229.84
				15% - 11489	\$42.51
				CDAA	\$4.36
				GENERAL FUND	\$104.64
				OAKDALE PD	\$240.89
F0203020	1038048	\$2,131.77	07/25/2002	STANISLAUS CO DA	\$43.60
				15% - 11489	\$207.85
				CDAA	\$21.32
				GENERAL FUND	\$511.62
				STANISLAUS CO DA	\$213.18
F0203021	1037943	\$732.00	08/12/2002	STANISLAUS DRUG ENF AGY	\$1,177.80
				15% - 11489	\$71.37
				CDAA	\$7.32
				GENERAL FUND	\$175.68
				MODESTO PD	\$404.43
F0203022	1038380	\$1,549.00	10/11/2002	STANISLAUS CO DA	\$73.20
				15% - 11489	\$151.03
				CDAA	\$15.49
				CERES PD	\$855.82
				GENERAL FUND	\$371.76
F0203023	1038540	\$1,655.00	08/12/2002	STANISLAUS CO DA	\$154.90
				15% - 11489	\$161.36
				CDAA	\$16.55
				GENERAL FUND	\$397.20
				MODESTO PD	\$914.39
F0204024	1039106	\$710.00	09/12/2002	STANISLAUS CO DA	\$165.50
				15% - 11489	\$69.23
				CDAA	\$7.10
				CERES PD	\$392.27
				GENERAL FUND	\$170.40
F0204025	1039479	\$632.44	09/12/2002	STANISLAUS CO DA	\$71.00
				15% - 11489	\$61.66
				CDAA	\$6.32
				GENERAL FUND	\$151.79



State of California
ASSET FORFEITURE REPORT - 2002

Table 3

Admin. Number	Docket Number	Amount Forfeited	Date Disbursed	Recipient	Amount Disbursed
F0204027	1039571	\$570.90	09/12/2002	MODESTO PD	\$349.43
				STANISLAUS CO DA	\$63.24
				15% - 11489	\$55.66
				CDAA	\$5.71
				GENERAL FUND	\$137.01
F0206031	1043058	\$3,769.50	11/21/2002	MODESTO PD	\$315.43
				STANISLAUS CO DA	\$57.09
				15% - 11489	\$367.52
				CDAA	\$37.70
				GENERAL FUND	\$904.68
F0206035	1043143	\$4,419.77	11/21/2002	MODESTO PD	\$2,082.65
				STANISLAUS CO DA	\$376.95
				15% - 11489	\$430.93
				CDAA	\$44.20
				GENERAL FUND	\$1,060.74
F0206036	1042385	\$1,181.04	11/21/2002	MODESTO PD	\$2,441.92
				STANISLAUS CO DA	\$441.98
				15% - 11489	\$115.15
				CDAA	\$11.81
				GENERAL FUND	\$283.45
F0206041	1041632	\$1,870.00	12/12/2002	MODESTO PD	\$652.53
				STANISLAUS CO DA	\$118.10
				15% - 11489	\$182.32
				CDAA	\$18.70
				GENERAL FUND	\$448.80
F0207034	1043792	\$838.50	11/21/2002	SAN JOAQUIN CO METRO	\$1,033.18
				STANISLAUS CO DA	\$187.00
				15% - 11489	\$81.75
				CDAA	\$8.38
				GENERAL FUND	\$201.24
F0207038	1044115	\$576.95	11/21/2002	MODESTO PD	\$463.28
				STANISLAUS CO DA	\$83.85
				15% - 11489	\$56.25
				CDAA	\$5.77



State of California
ASSET FORFEITURE REPORT - 2002

Table 3

Admin. Number	Docket Number	Amount Forfeited	Date Disbursed	Recipient	Amount Disbursed
				GENERAL FUND	\$138.46
				MODESTO PD	\$318.77
				STANISLAUS CO DA	\$57.70
F0208042	1045918	\$2,876.31	12/12/2002		
				15% - 11489	\$280.44
				CDAA	\$28.77
				GENERAL FUND	\$690.31
				MODESTO PD	\$1,589.16
				STANISLAUS CO DA	\$287.63
F9901004	24466610	\$3,589.30	03/08/2002		
				15% - 11489	\$349.96
				CDAA	\$35.89
				GENERAL FUND	\$861.43
				STANISLAUS CO DA	\$358.93
				TURLOCK PD	\$1,983.09
F9907036	365351	\$1,390.00	05/10/2002		
				15% - 11489	\$135.52
				CDAA	\$13.90
				GENERAL FUND	\$333.60
				MANTECA PD	\$767.98
				STANISLAUS CO DA	\$139.00
F9910054	369100	\$31,271.50	01/15/2002		
				15% - 11489	\$3,048.97
				CDAA	\$312.72
				GENERAL FUND	\$7,505.15
				MODESTO PD	\$17,277.51
				STANISLAUS CO DA	\$3,127.15
Total for Stanislaus County:					\$378,121.67



State of California
ASSET FORFEITURE REPORT - 2002

Table 3

Admin. Number	Docket Number	Amount Forfeited	Date Disbursed	Recipient	Amount Disbursed
SUTTER					
01-0003		\$1,441.04	04/18/2002		
				CDAA	\$14.41
				GENERAL FUND	\$345.85
				SUTTER CO DA	\$144.10
				TF PLACER CO NTF	\$936.68
				Total for Sutter County:	\$1,441.04



State of California
ASSET FORFEITURE REPORT - 2002

Table 3

Admin. Number	Docket Number	Amount Forfeited	Date Disbursed	Recipient	Amount Disbursed
TEHAMA					
AS01-295		\$1,806.70	03/20/2002	15% - 11489	\$176.15
				CDAA	\$18.07
				GENERAL FUND	\$433.61
				TEHAMA CO DA	\$180.67
				TF TAGMET TEHAMA/GLENN	\$998.20
AS01-298		\$1,835.64	02/08/2002	15% - 11489	\$178.97
				CDAA	\$18.36
				GENERAL FUND	\$440.55
				TEHAMA CO DA	\$183.56
				TF TAGMET TEHAMA/GLENN	\$1,014.20
AS01-306		\$5,000.21	02/27/2002	CA DOJ-BNE SACRAMENTO	\$1,083.35
				CDAA	\$50.00
				GENERAL FUND	\$1,200.05
				TEHAMA CO DA	\$500.02
				TEHAMA CO SO	\$1,083.39
				TF TAGMET TEHAMA/GLENN	\$1,083.40
AS01-307		\$1,419.44	06/19/2002	15% - 11489	\$138.40
				CDAA	\$14.19
				GENERAL FUND	\$340.67
				TEHAMA CO DA	\$141.94
				TF TAGMET TEHAMA/GLENN	\$784.24
AS02-309		\$1,020.87	12/05/2002	15% - 11489	\$99.53
				CDAA	\$10.21
				GENERAL FUND	\$245.01
				TEHAMA CO DA	\$102.09
				TF TAGMET TEHAMA/GLENN	\$564.03
AS02-310		\$404.91	04/18/2002	15% - 11489	\$39.48
				CDAA	\$4.05
				GENERAL FUND	\$97.18
				TEHAMA CO DA	\$40.49
				TF TAGMET TEHAMA/GLENN	\$223.71
AS02-317		\$691.93	12/20/2002	15% - 11489	\$67.46
				CDAA	\$6.92



State of California
ASSET FORFEITURE REPORT - 2002

Table 3

Admin. Number	Docket Number	Amount Forfeited	Date Disbursed	Recipient	Amount Disbursed
				GENERAL FUND	\$166.06
				TEHAMA CO DA	\$69.19
				TF TAGMET TEHAMA/GLENN	\$382.30
Total for Tehama County:					\$12,179.70



State of California
ASSET FORFEITURE REPORT - 2002

Table 3

Admin. Number	Docket Number	Amount Forfeited	Date Disbursed	Recipient	Amount Disbursed
TRINITY					
02CV001		\$22,116.87	11/18/2002		
				15% - 11489	\$2,156.40
				CDA A	\$221.17
				CHP WEAVERVILLE	\$3,593.99
				GENERAL FUND	\$5,308.05
				TRINITY CO DA	\$2,211.68
				TRINITY CO SO	\$8,625.58
Total for Trinity County:					\$22,116.87



State of California
ASSET FORFEITURE REPORT - 2002

Table 3

Admin. Number	Docket Number	Amount Forfeited	Date Disbursed	Recipient	Amount Disbursed
TULARE					
02-0641	02-0641	\$1,419.95	05/08/2002		
				CDAA	\$14.20
				GENERAL FUND	\$340.79
				TULARE CO DA	\$142.00
				TULARE PD	\$922.96
FR99-0051	99-186878	\$564,529.73	12/15/2002		
				CA DOJ-BNE FRESNO	\$191,944.32
				CDAA	\$5,645.30
				GENERAL FUND	\$135,487.14
				PORTERVILLE PD	\$50,000.00
				TF KINGS CO NTF-KCNTF	\$25,000.00
				TULARE CO DA	\$56,452.97
				TULARE CO SO	\$100,000.00
Total for Tulare County:					\$565,949.68



State of California
ASSET FORFEITURE REPORT - 2002

Table 3

Admin. Number	Docket Number	Amount Forfeited	Date Disbursed	Recipient	Amount Disbursed
TUOLUMNE					
01-1284	CV48360	\$437.05	04/24/2002		
				CDAA	\$4.37
				GENERAL FUND	\$104.89
				TUOLUMNE CO DA	\$43.71
				TUOLUMNE CO SO	\$284.08
01-1820		\$563.60	06/28/2002		
				CDAA	\$5.64
				GENERAL FUND	\$135.26
				TUOLUMNE CO DA	\$56.36
				TUOLUMNE CO SO	\$366.34
01-1947		\$559.29	04/05/2002		
				CDAA	\$5.59
				GENERAL FUND	\$134.23
				TUOLUMNE CO DA	\$55.93
				TUOLUMNE CO SO	\$363.54
01-2349		\$13,387.16	04/03/2002		
				CDAA	\$133.87
				GENERAL FUND	\$3,212.92
				TUOLUMNE CO DA	\$1,338.72
				TUOLUMNE CO SO	\$8,701.65
02-0013		\$447.19	12/18/2002		
				CDAA	\$4.47
				GENERAL FUND	\$107.33
				TUOLUMNE CO DA	\$44.72
				TUOLUMNE CO SO	\$290.67
02-0218		\$1,451.75	12/23/2002		
				CDAA	\$14.52
				GENERAL FUND	\$348.42
				SONORA PD	\$943.63
				TUOLUMNE CO DA	\$145.18
02-1821		\$633.51	12/18/2002		
				CDAA	\$6.34
				GENERAL FUND	\$152.04
				TUOLUMNE CO DA	\$63.35
				TUOLUMNE CO SO	\$411.78
Total for Tuolumne County:					\$17,479.55



State of California
ASSET FORFEITURE REPORT - 2002

Table 3

Admin. Number	Docket Number	Amount Forfeited	Date Disbursed	Recipient	Amount Disbursed
VENTURA					
FS00-032		\$7,913.23	08/29/2002		
				CDAA	\$79.13
				GENERAL FUND	\$1,899.18
				OXNARD PD	\$5,143.60
				VENTURA CO DA	\$791.32
FS01-008		\$10,015.00	05/16/2002		
				CDAA	\$100.15
				GENERAL FUND	\$2,403.60
				VCCAT	\$6,509.75
				VENTURA CO DA	\$1,001.50
FS01-011		\$36,113.08	08/27/2002		
				CDAA	\$361.13
				GENERAL FUND	\$8,667.14
				VCCAT	\$23,473.50
				VENTURA CO DA	\$3,611.31
FS01-032		\$21,966.64	05/29/2002		
				CDAA	\$219.67
				GENERAL FUND	\$5,271.99
				VCCAT	\$14,278.32
				VENTURA CO DA	\$2,196.66
FS01-034		\$545.00	01/07/2002		
				CDAA	\$5.45
				GENERAL FUND	\$130.80
				VCCAT	\$354.25
				VENTURA CO DA	\$54.50
FS01-041		\$1,430.00	03/18/2002		
				CDAA	\$14.30
				GENERAL FUND	\$343.20
				VCCAT	\$929.50
				VENTURA CO DA	\$143.00
FS01-042		\$9,327.16	11/05/2002		
				CDAA	\$93.27
				GENERAL FUND	\$2,238.52
				VENTURA CO DA	\$932.72
				VENTURA CO SO	\$6,062.65
FS01-043		\$792.00	05/29/2002		
				CDAA	\$7.92
				GENERAL FUND	\$190.08
				VCCAT	\$514.80
				VENTURA CO DA	\$79.20



State of California
ASSET FORFEITURE REPORT - 2002

Table 3

Admin. Number	Docket Number	Amount Forfeited	Date Disbursed	Recipient	Amount Disbursed
FS01-044		\$5,258.00	03/12/2002	CDAA	\$52.58
				GENERAL FUND	\$1,261.92
				VCCAT	\$3,417.70
				VENTURA CO DA	\$525.80
FS01-046		\$1,895.92	02/13/2002	CDAA	\$18.96
				GENERAL FUND	\$455.02
				OXNARD PD	\$1,232.35
				VENTURA CO DA	\$189.59
FS01-047		\$2,420.00	01/24/2002	CDAA	\$24.20
				GENERAL FUND	\$580.80
				VENTURA CO DA	\$242.00
				VENTURA CO SO	\$1,573.00
FS01-048		\$1,839.74	03/14/2002	CDAA	\$18.40
				GENERAL FUND	\$441.54
				OXNARD PD	\$1,195.83
				VENTURA CO DA	\$183.97
FS01-049		\$560.00	12/02/2002	CDAA	\$5.60
				GENERAL FUND	\$134.40
				PORT HUENEME PD	\$364.00
				VENTURA CO DA	\$56.00
FS01-050		\$1,180.82	02/13/2002	CDAA	\$11.81
				GENERAL FUND	\$283.40
				OXNARD PD	\$767.53
				VENTURA CO DA	\$118.08
FS01-052		\$2,675.56	03/13/2002	CDAA	\$26.76
				GENERAL FUND	\$642.13
				OXNARD PD	\$1,739.11
				VENTURA CO DA	\$267.56
FS01-053		\$9,548.34	03/13/2002	CDAA	\$95.48
				GENERAL FUND	\$2,291.60
				OXNARD PD	\$6,206.43
				VENTURA CO DA	\$954.83



State of California
ASSET FORFEITURE REPORT - 2002

Table 3

Admin. Number	Docket Number	Amount Forfeited	Date Disbursed	Recipient	Amount Disbursed
FS01-057		\$762.00	03/12/2002	CDAA	\$7.62
				GENERAL FUND	\$182.88
				VENTURA CO DA	\$76.20
				VENTURA CO SO	\$495.30
FS01-058		\$66,130.69	08/27/2002	CDAA	\$661.31
				GENERAL FUND	\$15,871.37
				VCCAT	\$42,984.94
				VENTURA CO DA	\$6,613.07
FS01-059		\$620.00	05/06/2002	CDAA	\$6.20
				GENERAL FUND	\$148.80
				VENTURA CO DA	\$62.00
				VENTURA CO SO	\$403.00
FS01-060		\$900.00	05/06/2002	CDAA	\$9.00
				GENERAL FUND	\$216.00
				VENTURA CO DA	\$90.00
				VENTURA CO SO	\$585.00
FS02-001		\$5,348.00	03/18/2002	CDAA	\$53.48
				GENERAL FUND	\$1,283.52
				VENTURA CO DA	\$534.80
				VENTURA CO SO	\$3,476.20
FS02-003		\$1,587.00	09/30/2002	CDAA	\$15.87
				GENERAL FUND	\$380.88
				SIMI VALLEY PD	\$1,031.55
				VENTURA CO DA	\$158.70
FS02-004		\$13,160.00	05/06/2002	CDAA	\$131.60
				GENERAL FUND	\$3,158.40
				VCCAT	\$8,554.00
				VENTURA CO DA	\$1,316.00
FS02-007		\$854.00	05/06/2002	CDAA	\$8.54
				GENERAL FUND	\$204.96
				VENTURA CO DA	\$85.40
				VENTURA CO SO	\$555.10



State of California
ASSET FORFEITURE REPORT - 2002

Table 3

Admin. Number	Docket Number	Amount Forfeited	Date Disbursed	Recipient	Amount Disbursed
FS02-009		\$2,090.00	08/15/2002		
				CDAA	\$20.90
				GENERAL FUND	\$501.60
				VENTURA CO DA	\$209.00
				VENTURA CO SO	\$1,358.50
FS02-010		\$975.16	06/07/2002		
				CDAA	\$9.75
				GENERAL FUND	\$234.04
				OXNARD PD	\$633.85
				VENTURA CO DA	\$97.52
FS02-011		\$618.23	06/07/2002		
				CDAA	\$6.18
				GENERAL FUND	\$148.38
				OXNARD PD	\$401.85
				VENTURA CO DA	\$61.82
FS02-013		\$876.00	08/15/2002		
				CDAA	\$8.76
				GENERAL FUND	\$210.24
				VCCAT	\$569.40
				VENTURA CO DA	\$87.60
FS02-014		\$2,496.00	08/15/2002		
				CDAA	\$24.96
				GENERAL FUND	\$599.04
				VENTURA CO DA	\$249.60
				VENTURA CO SO	\$1,622.40
FS02-016		\$3,868.33	12/19/2002		
				CDAA	\$38.68
				GENERAL FUND	\$928.40
				VENTURA CO DA	\$386.83
				VENTURA CO SO	\$2,514.42
FS02-018		\$1,735.00	06/07/2002		
				CDAA	\$17.35
				GENERAL FUND	\$416.40
				SIMI VALLEY PD	\$1,127.75
				VENTURA CO DA	\$173.50
FS02-019		\$1,743.92	06/17/2002		
				CDAA	\$17.44
				GENERAL FUND	\$418.54
				OXNARD PD	\$1,133.55
				VENTURA CO DA	\$174.39



State of California
ASSET FORFEITURE REPORT - 2002

Table 3

Admin. Number	Docket Number	Amount Forfeited	Date Disbursed	Recipient	Amount Disbursed
FS02-023		\$876.82	09/12/2002		
				CDAA	\$8.77
				GENERAL FUND	\$210.44
				OXNARD PD	\$569.93
				VENTURA CO DA	\$87.68
FS02-027		\$2,171.00	08/15/2002		
				CDAA	\$21.71
				GENERAL FUND	\$521.04
				VCCAT	\$1,411.15
				VENTURA CO DA	\$217.10
FS02-028		\$579.74	09/04/2002		
				CDAA	\$5.80
				GENERAL FUND	\$139.14
				OXNARD PD	\$376.83
				VENTURA CO DA	\$57.97
FS02-030		\$2,444.00	08/27/2002		
				CDAA	\$24.44
				GENERAL FUND	\$586.56
				VCCAT	\$1,588.60
				VENTURA CO DA	\$244.40
FS02-033		\$10,540.70	09/09/2002		
				CDAA	\$105.41
				GENERAL FUND	\$2,529.77
				VCCAT	\$6,851.45
				VENTURA CO DA	\$1,054.07
FS02-034		\$3,586.00	08/15/2002		
				CDAA	\$35.86
				GENERAL FUND	\$860.64
				VENTURA CO DA	\$358.60
				VENTURA CO SO	\$2,330.90
FS02-035		\$1,190.00	09/09/2002		
				CDAA	\$11.90
				GENERAL FUND	\$285.60
				VCCAT	\$773.50
				VENTURA CO DA	\$119.00
FS02-036		\$875.00	09/09/2002		
				CDAA	\$8.75
				GENERAL FUND	\$210.00
				VENTURA CO DA	\$87.50
				VENTURA CO SO	\$568.75



State of California
ASSET FORFEITURE REPORT - 2002

Table 3

Admin. Number	Docket Number	Amount Forfeited	Date Disbursed	Recipient	Amount Disbursed
FS02-037		\$24,136.32	12/19/2002		
				CDAA	\$241.36
				GENERAL FUND	\$5,792.72
				VCCAT	\$15,688.61
				VENTURA CO DA	\$2,413.63
FS02-044		\$3,317.00	11/22/2002		
				CDAA	\$33.17
				GENERAL FUND	\$796.08
				VCCAT	\$2,156.05
				VENTURA CO DA	\$331.70
FS02-045		\$1,514.82	12/27/2002		
				CDAA	\$15.15
				GENERAL FUND	\$363.56
				VENTURA CO DA	\$151.48
				VENTURA CO SO	\$984.63
FS02-046		\$2,370.00	11/22/2002		
				CDAA	\$23.70
				GENERAL FUND	\$568.80
				VENTURA CO DA	\$237.00
				VENTURA CO SO	\$1,540.50
FS02-050		\$737.00	12/27/2002		
				CDAA	\$7.37
				GENERAL FUND	\$176.88
				VENTURA CO DA	\$73.70
				VENTURA CO SO	\$479.05
Total for Ventura County:					\$271,583.22



State of California
ASSET FORFEITURE REPORT - 2002

Table 3

Admin. Number	Docket Number	Amount Forfeited	Date Disbursed	Recipient	Amount Disbursed
YUBA					
MPD9911-467	MPD9911-467	\$3,980.49	03/25/2002		
				CDA A	\$0.00
				GENERAL FUND	\$955.32
				MARYSVILLE PD	\$2,627.12
				YUBA CO DA	\$398.05
N01-162		\$1,357.99	11/05/2002		
				15% - 11489	\$132.40
				CDA A	\$13.58
				GENERAL FUND	\$325.92
				TF YUBA/SUTTER NET-NET-5	\$375.14
				YUBA CO DA	\$135.81
				YUBA CO SO	\$375.14
N02-029	N02-029	\$1,785.44	10/01/2002		
				15% - 11489	\$174.08
				CDA A	\$17.85
				GENERAL FUND	\$428.51
				TF YUBA/SUTTER NET-NET-5	\$986.46
				YUBA CO DA	\$178.54
N02-063	N02-063	\$924.47	11/05/2002		
				15% - 11489	\$90.14
				CDA A	\$9.24
				GENERAL FUND	\$221.87
				MARYSVILLE PD	\$255.38
				TF YUBA/SUTTER NET-NET-5	\$255.38
				YUBA CO DA	\$92.46
N02-094	N02-094	\$5,314.64	10/21/2002		
				15% - 11489	\$518.18
				CDA A	\$53.15
				GENERAL FUND	\$1,275.51
				TF YUBA/SUTTER NET-NET-5	\$2,936.34
				YUBA CO DA	\$531.46
N02-110	N02-110	\$1,043.11	12/12/2002		
				15% - 11489	\$101.70
				CDA A	\$10.43
				GENERAL FUND	\$250.35
				MARYSVILLE PD	\$288.16
				TF YUBA/SUTTER NET-NET-5	\$288.16
				YUBA CO DA	\$104.31
Total for Yuba County:					\$14,406.14